

नेपाल सरकारको
आन्तरिक तथा बाह्य ऋणको
वार्षिक प्रतिवेदन

आर्थिक वर्ष २०७१/७२



नेपाल सरकार
अर्थ मन्त्रालय

महालेखा नियन्त्रक कार्यालय

मंसिर, २०७२

Website: www.fcgo.gov.np

भूमिका



नेपाल सरकारको आन्तरिक तथा वाह्य ऋणको आर्थिक वर्ष २०७१/७२ को वार्षिक प्रतिवेदन प्रस्तुत गर्न पाउँदा मलाई खुशी लागेको छ । सार्वजनिक ऋणको तथ्याङ्कलाई नियमित रूपमा सार्वजनिक गर्नुपर्ने अन्तर्राष्ट्रिय मान्यता अनुरूप गत आर्थिक वर्ष २०७०/७१ देखि सार्वजनिक ऋणको प्रतिवेदनलाई विस्तृत तुल्याई वेभसाइट मार्फत सार्वजनिक गर्ने गरिएको छ । साथै सोही आर्थिक वर्ष देखि अन्तर्राष्ट्रिय प्रचलन अनुरूप नेपाल सरकारको आन्तरिक तथा वाह्य ऋण सम्बन्धी विश्लेषणात्मक विवरण त्रैमासिक रूपमा वेभसाइटमा प्रकाशन गर्ने कार्यको शुरुवात गरिएको र यसलाई आर्थिक वर्ष २०७१/७२ मा पनि निरन्तरता दिइएको छ । यस प्रतिवेदनले नेपाल सरकारको आन्तरिक तथा वाह्य ऋणको प्राप्ति (Disbursement), फिर्ता भुक्तानी (Repayment) तथा व्याज भुक्तानी सम्बन्धी विस्तृत चित्रण गरेको छ । साथसाथै उपलब्ध भएसम्म विगत आर्थिक वर्ष हरुको तथ्याङ्क समेतलाई समावेश गरी तुलना तथा प्रवृत्ति विश्लेषण गरिनुका अतिरिक्त सार्वजनिक ऋण व्यवस्थापन सम्बन्धमा सुधारका पक्षहरु समेत समावेश गरिएको छ ।

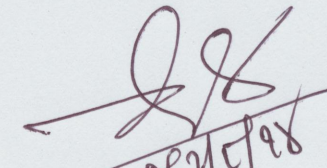
सरकारको ऋणको लेखाङ्कन तथा प्रतिवेदन प्रणालीलाई व्यवस्थित र आधुनिक बनाउने प्रयास जारी रहेको छ । यसै अनुरूप ऋणको कारोवार, लेखाङ्कन तथा प्रतिवेदनमा सूचना प्रविधिको अधिकतम प्रयोग गर्ने प्रयास स्वरूप गत आर्थिक वर्षमा तयार गरिएको आन्तरिक तथा वाह्य ऋणको डाटावेस प्रयोग गरी ऋणको लेखाङ्कन तथा प्रतिवेदन गर्न गरिएको छ । सो डाटावेसलाई अझ उत्कृष्ट डाटावेस प्रणालीमा रुपान्तरण गर्ने योजना रहेको छ ।

नेपाल सरकारको ऋणको स्थिति वारे सर्वसाधारणमा यो प्रतिवेदनले जानकारी दिनुका साथै अन्य सम्बद्ध पक्षहरु अर्थ मन्त्रालय, नेपाल राष्ट्र बैंक, दातृ निकायहरु, ऋण विश्लेषक, अनुसन्धानकर्ता आदिलाई ऋण सम्बन्धी आवश्यक र उपयोगी सूचना उपलब्ध गराउनेछ ।

यस प्रतिवेदनमा कुनै त्रुटी देखिएमा वा कुनै सुझाव भएमा सो को जानकारी गराईदिनु हुन म सम्बन्धित सबै प्रयोगकर्तामा अनुरोध गर्न चाहन्छु ।

अन्त्यमा, यस प्रतिवेदन तयारीमा संलग्न महालेखा नियन्त्रक कार्यालय, ऋण शाखाका कर्मचारीहरुलाई उहाँहरुको योगदानका लागि हार्दिक धन्यवाद दिन चाहन्छु ।

मंसिर, २०७२


(रमेशकुमार शर्मा)

महालेखा नियन्त्रक
महालेखा नियन्त्रक

मुख्य लेखांकन नीतिहरू (Major accounting policies)

आर्थिक वर्ष २०७१/७२ मा नेपाल सरकारले गरेको आन्तरिक तथा बाह्य ऋण सम्बन्धी आर्थिक कारोवारको लेखांकन सम्बन्धमा महालेखा नियन्त्रक कार्यालयबाट अवलम्बन गरिएका मुख्य लेखांकन नीतिहरू देहाय बमोजिम छन्:

(क) बाह्य ऋण


- सम्झौता मुद्रा (Agreement Currency) लाई ऋण लेखाङ्कन तथा प्रतिवेदनको मुख्य आधारको रूपमा लिइएको छ ।
- ऋण प्राप्तिको सम्बन्धमा कारोवार मुद्रालाई प्राप्त भएको मिति (Value Date) को विनिमय दर (खरिद दर) को आधारमा सम्झौता मुद्रा र नेपाली मुद्रामा परिवर्तन गरी लेखांकन र प्रतिवेदन गरिएको छ । ऋणको साँवा व्याज तथा अन्य रकम भुक्तानीका सम्बन्धमा सम्झौता मुद्रामा भुक्तानी गर्नुपर्ने रकमलाई भुक्तानी मिति (Value Date) को विनिमय दरको आधारमा कारोवार मुद्रामा भुक्तानी गरी सोही दिनको विनिमय दर (विक्री दर) अनुसार नेपाली मुद्रामा परिणत गरी लेखांकन र प्रतिवेदन गरिएको छ ।
- एशियाली विकास बैंक तथा जापानले पूँजीकरण गरेको व्याजको रकमलाई साँवामा समावेश गरी प्रतिवेदन गरिएको छ ।
- २०७२ आषाढ मसान्त (१६ जुलाई २०१५) मा सम्झौता मुद्रामा रहेको बाह्य ऋणको दायित्वलाई नेपाली मुद्रामा परिणत गर्दा २०७२ आषाढ ३१ (१६ जुलाई २०१५) को विनिमय दर देहाय बमोजिम लिइएको छ:-
 - नेपाल राष्ट्र बैंकबाट खरिद दर र बिक्री दर दुवै प्रकाशित हुनेको हकमा बिक्री दरको आधारमा
 - नेपाल राष्ट्र बैंकबाट खरिद दर मात्र प्रकाशित हुनेको हकमा सोही दरको आधारमा
 - अन्य मुद्राको हकमा अन्तर्राष्ट्रिय मुद्रा कोषबाट प्रकाशित १६ जुलाई २०१५ को विनिमय दरको आधारमा
- बाह्य ऋण तर्फ एशियाली विकास बैंकको विभिन्न मुद्रामा बाँकी भएको ऋण १ सेप्टेम्बर २००६ देखि सो मुद्रा बराबरको अमेरिकी डलरमा भूक्तानी गर्ने व्यवस्था अनुसार सबै ऋणहरूलाई SDR मा परिवर्तन (Conversion) गरि सकिएको छ । सो अनुसार कायम भएको समायोजन रकमलाई मूल लेखांकन तथा प्रतिवेदनमा समावेश गरी आयोजनाहरूको ऋण भिडान प्रयोजनका लागि यस्तो रकमलाई आ.व. २०६९/७० को वार्षिक प्रतिवेदनमा समावेश भैसकेको छ ।

(ख) आन्तरिक ऋण

- सबै आन्तरिक ऋणका रकमहरु ऋण उठाउँदाको तत्कालीन मूल्यको आधारमा लेखांकन र प्रतिवेदन गरिएको छ ।
- आन्तरिक ऋण उठाउँदा प्रत्येक ऋणको लागत तुलना गर्ने गरिएको छैन । बोलकबोल प्रथामा आन्तरिक ऋण उठाउँदाको लागत रकम पटकै पिच्छे फरक पर्ने भएकोले यसो गरिएको हो ।
- बजेट व्यवस्था हुँदा डिस्काउन्ट (ट्रेजरी बिल) तथा व्याजको लागि छुट्टाछुट्टै बजेट उपशीर्षकको व्यवस्था नभएकोले विनियोजन ऐनमा व्यवस्था रहेको व्याज भूक्तानीको शीर्षकबाट नै डिस्काउन्ट तथा व्याजका रकमहरु समेत भूक्तानी गरिएको छ ।
- ट्रेजरी बिल रोलओभर (Roll-over) हुँदाको कारोवारलाई ऋण भूक्तानी तथा नयाँ ऋणपत्र जारी भएको रुपमा नभई सामान्य अभिलेख मात्र राख्ने गरिएको छ ।

(ग) प्रतिवेदन तयारीको संक्षिप्त विधि

- आन्तरिक ऋण तथा IMF Valuation Adjustment Bonds को रकम नेपाल राष्ट्र बैंकको तथ्याङ्क सँग भिडान गरिएको छ ।
- वैदेशिक ऋणका रकमहरु वेभसाइट तथा इमेल मार्फत दातृ संस्थासँग समन्वय गरी भिडान गरिएको छ । चालु आर्थिक वर्षमा एक दातृ निकाय (अस्ट्रिया) सँग समन्वय हुन नसक्दा उक्त दातृ निकायको विवरण यस कार्यालयको अभिलेख अनुसार मात्र समावेश गरिएको छ ।
- World Bank बाट E-billing तथा Website मार्फत, ADB बाट Website मार्फत र अन्य दातृ निकायहरुबाट Email को माध्यमबाट ऋण सम्बन्धी विविध सूचनाहरु (साँवा व्याज भूक्तानीको बिल, ऋण प्राप्ति विवरण, ऋण मौज्दात आदि) प्राप्त हुने गरेको छ । यसरी प्राप्त सूचनाहरुलाई यस कार्यालयको अभिलेखसँग भिडान गरी लेखाङ्कन तथा प्रतिवेदन गरिएको छ ।
- उपलब्ध भएसम्म ऐतिहासिक तथ्याङ्क समेत समावेश गराई विभिन्न किसिमका चार्ट एवं तालिकाहरुको प्रयोग गरी प्रवृत्ति विश्लेषणको प्रयास गरिएको छ ।




(सीता पुन श्रीस)

लेखा अधिकृत



(मुनकुमार के.सी.)

लेखा अधिकृत



(रमेश प्रसाद शिवाकोटी)

उप-महालेखा नियन्त्रक



(जगन्नाथ देवकोटा)

सह-महालेखा नियन्त्रक

विषय सूची

भूमिका

मूख्य लेखाङ्कन नीतिहरू (Major accounting policies)

१. ऋण दायित्वको समग्र स्थिति र प्रवृत्ति (Overall status and trend of debt liability).....	१
२. ऋण सेवा (सांवा/व्याज भुक्तानी) स्थिति र प्रवृत्ति (Status and trend of debt service payment).....	३
२.१ सांवा व्याज भुक्तानी (Payment of principal and interest).....	३
२.२ सांवा भुक्तानी प्रवृत्ति (Trend of principal repayment).....	४
२.३ व्याज भुक्तानी प्रवृत्ति (Trend of interest payment).....	५
३. वैदेशिक ऋण (External Debt).....	६
३.१ वैदेशिक ऋण दायित्व (Outstanding External Debt).....	६
३.२ वैदेशिक ऋण दायित्वको प्रवृत्ति (Trend of Outstanding External Debt)	८
३.३ दातृ निकायगत र मुद्रागत वैदेशिक ऋण दायित्व (Donorwise and currencywise Outstanding External Debt) ८	
३.४ वैदेशिक ऋण प्राप्ति (Receipt/disbursement of external debt).....	९
३.५ श्रोतगत र दातृ निकायगत वैदेशिक ऋणको प्राप्ति (Sourcewise and Donorwise Disbursement).....	१०
३.६ वैदेशिक ऋणको प्राप्तिको प्रवृत्ति (Disbursement Trend).....	११
३.७ सरकारी जमानतको वैदेशिक ऋण (Publicly guaranteed external debt).....	१२
३.८ विनिमय दरको परिवर्तनबाट वैदेशिक ऋण दायित्वमा परेको प्रभाव (Impact of exchange fluctuation on external debt).....	१३
३.९ वार्षिक बजेटमा वैदेशिक ऋण प्राप्ति लक्ष्य र वास्तविक प्राप्ति(Budgeted and actual receipt of external debt).....	१३
४. आन्तरिक ऋण (Internal Debt).....	१४
४.१ आन्तरिक ऋण दायित्व (Internal debt liability)	१४
४.२ आन्तरिक ऋण प्राप्ति (Receipt of internal debt).....	१६
४.३ ऋणपत्रको तुलनात्मक प्रचलित व्याजदर (Comparison of prevailing interest rates).....	१७
४.४ व्याज तथा कमिशन भुक्तानी (Payment of interest and commission).....	१९
४.५ आन्तरिक ऋण लक्ष्य र प्राप्ति प्रवृत्ति (Budgeted and actual receipt trend of internal debt).....	१९
४.६ अन्तर्राष्ट्रिय मुद्रा कोष मूल्यांकन समायोजन (IMF Valuation Adjustments).....	२०
४.७ ऋणपत्रको स्वामित्व अवस्था अन्तर्राष्ट्रिय मुद्रा कोष समायोजन बाहेक (Ownership Structure Of Government Securities excluding IMF Value Adjustment)	२१
५. नयाँ आयामहरू (Recent Initiatives).....	२२
६. सुधार गर्नुपर्ने विषयहरू (Areas to improve).....	२२

अनूसूचीहरु

Annex 1	आ.व. २०७१/७२ को आ.ले.प. प्रतिवेदन
Annex 2	Donorwise Outstanding external debt & Equivalent NPR
Annex 3	Donorwise Outstanding external debt (in committment currency, NPR & USD)
Annex 4	Outstanding external debt (currencywise summary)
Annex 5	Disbursement summary of external debt
Annex 6	Principal repayment summary of external debt
Annex 7	Interest payment summary of external debt
Annex 8	Loan ID-wise Outstanding external debt & Equivalent NPR
Annex 9	Statement of Annual Disbursement (Disbursing loans)
Annex 10	Disbursement Statement
Annex 11	Cumulative disbursements of external debt
Annex 12	Cumulative principal payment of external debt
Annex 13	Cumulative interest payment of external debt
Annex 14	Summary of Domestic Borrowing (Loan Typewise)
Annex 15	Financial Statement of Domestic Borrowing (Loanwise) - Treasury Bills
Annex 16	Financial Statement of Domestic Borrowing (Loanwise) - Other bonds

१. ऋण दायित्वको समग्र स्थिति र प्रवृत्ति (Overall status and trend of debt liability)

आर्थिक वर्ष २०७१/७२ को अन्त्य सम्ममा नेपाल सरकारको कुल ऋण दायित्व रु. ५ खर्ब ४४ अर्ब ९१ करोड ८६ लाख पुगेको छ। कुल ऋण दायित्वमा आन्तरिक ऋण रु २ खर्ब १ अर्ब ६५ करोड ६८ लाख र वैदेशिक ऋण रु. ३ खर्ब ४३ अर्ब २६ करोड १८ लाख रहेको छ। आर्थिक वर्ष २०७१/७२ को कुल गार्हस्थ उत्पादन (चालू मूल्य) को २५ दशमलव ६५ प्रतिशत कुल ऋण दायित्व रहेको छ जसमा वैदेशिक ऋण १६ दशमलव १६ प्रतिशत र आन्तरिक ऋण ९ दशमलव ४९ प्रतिशत रहेको छ। कूल जनसंख्या २ करोड ८३ लाख ३१ हजार^१ लाई आधार मान्दा आर्थिक वर्ष २०७१/७२ सम्ममा प्रतिव्यक्ति कुल ऋण दायित्व करिब रु १९,२३४।०१ मा भरेको छ। प्रतिव्यक्ति ऋण दायित्व अघिल्लो आर्थिक वर्षको तुलनामा रु ८३५।१६ ले घट्न गएको छ।

तालिका १

कुल ऋण दायित्वको विवरण

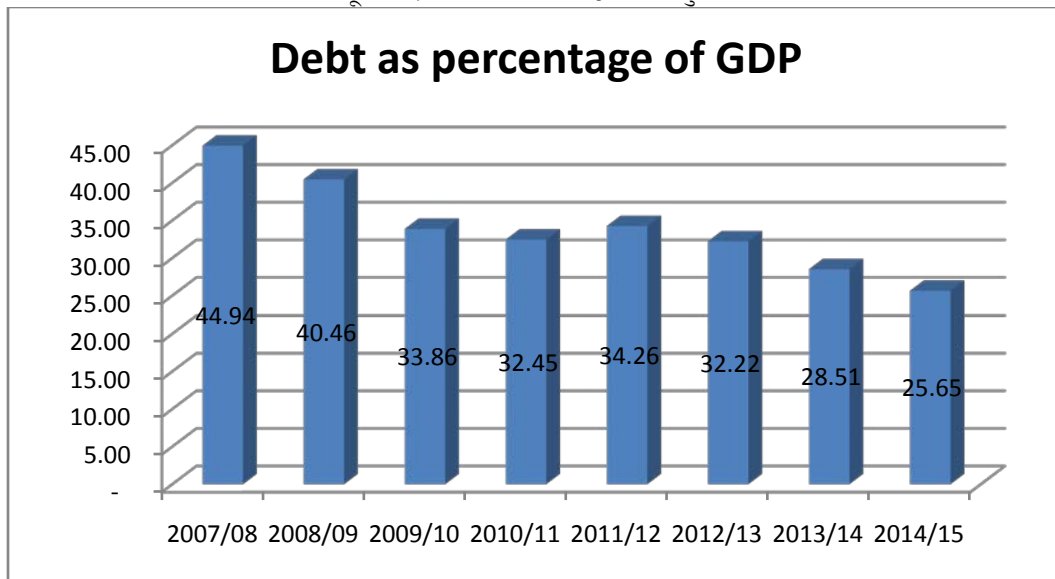
रु करोडमा

आर्थिक वर्ष	२०६६/६७	२०६७/६८	२०६८/६९	२०६९/७०	२०७०/७१	२०७१/७२
Fiscal Year (English)	2009/10	2010/11	2011/12	2012/13	2013/14	2014/15
आन्तरिक ऋण	१४,७६६।०१	१८,४१२।८७	२१,३९२।०६	२१,१८७।२८	२०,६६८।८६	२०,१६५।६८
वैदेशिक ऋण	२५,६२४।३३	२५,९५०।११	३०,९२८।७१	३३,३४४।१५	३४,६८१।९१	३४,३२६।१८
कुल ऋण	४०,३९०।३४	४४,३६२।९९	५२,३२०।७७	५४,५३१।४३	५५,३५०।७७	५४,४९१।८६
कूल गार्हस्थ उत्पादन*	११९,२७७।००	१३६,६९५।००	१५२,७३४।००	१६९,२६४।००	१९४,१६२।४०	२१२,४६४।९८
कूल गार्हस्थ उत्पादनको तुलनामा ऋणको प्रतिशत	३३।८६	३२।४५	३४।२६	३२।२२	२८।५१	२५।६५

^१ केन्द्रीय तथ्याङ्क विभाग, २०७२ आषाढ

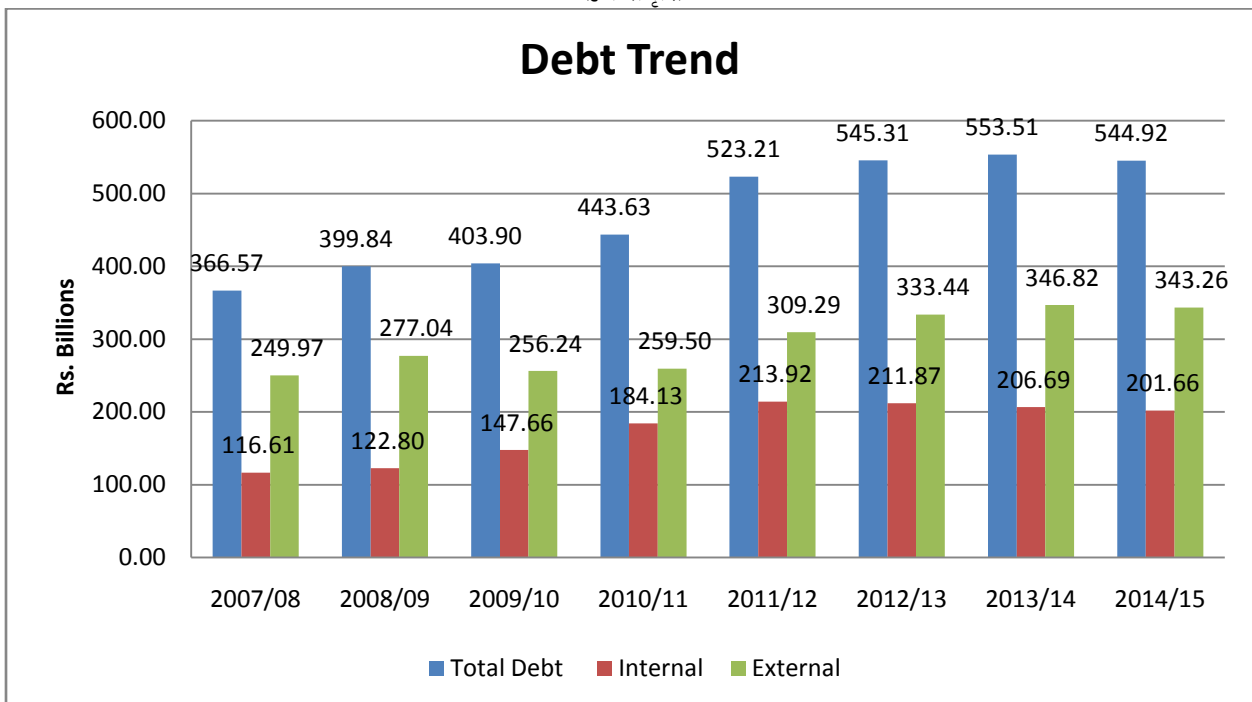
* आर्थिक सर्वेक्षण २०७१/२०७२ अनुसार।

चार्ट १
कूल ग्राहस्थ उत्पादनमा ऋणको अनुपात



कूल ग्राहस्थ उत्पादनमा ऋणको अनुपात घट्दै गएको देखिन्छ । आर्थिक वर्ष २०६४।६५ मा कूल ग्राहस्थ उत्पादनको ४५ प्रतिशत रहेको ऋण आर्थिक वर्ष २०७१।७२ को अन्तमा आइपुग्दा २६ प्रतिशतमा भरेको छ ।

चार्ट २
ऋण प्रवृत्ति



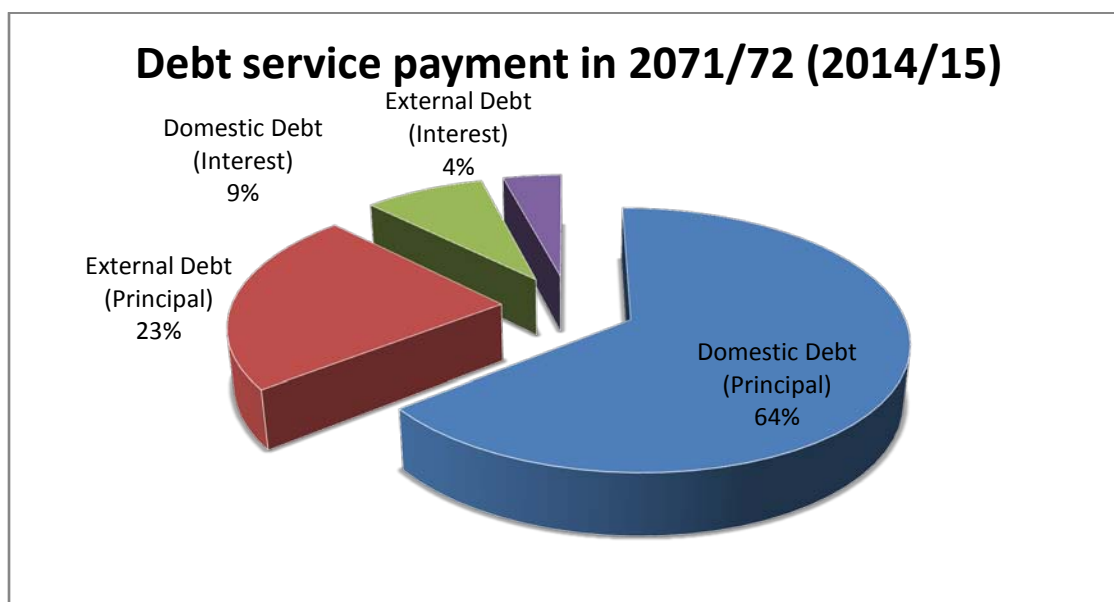
२. ऋण सेवा (साँवा/व्याज भुक्तानी) स्थिति र प्रवृत्ति (Status and trend of debt service payment)

२.१ साँवा व्याज भुक्तानी (Payment of principal and interest)

आर्थिक वर्ष २०७१/७२ मा कूल साँवा व्याज भुक्तानी रु. ७३ अर्ब ७३ करोड ६८ लाख ९१ हजार भएको छ। कूल साँवा व्याज भुक्तानी मध्ये ८७ प्रतिशत साँवा (रु. ६४ अर्ब ४७ करोड १७ लाख ९२ हजार) रहेको छ, सो मध्ये आन्तरिक ऋणको साँवा रु. ४७ अर्ब ४२ करोड ९९ लाख ८५ हजार र वैदेशिक ऋणको साँवा रु. १७ अर्ब ४ करोड १८ लाख ७ हजार रहेको छ। कूल साँवा व्याज भुक्तानीको १३ प्रतिशत व्याज (रु. ९ अर्ब २६ करोड ५० लाख ९९ हजार) रहेको र सो मध्ये आन्तरिक ऋणको व्याज रु. ६ अर्ब २२ करोड ९० लाख २३ हजार र वैदेशिक ऋणको व्याज रु. ३ अर्ब ३ करोड ६० लाख ७६ हजार रहेको छ।

चार्ट ३

कूल साँवा व्याज भुक्तानी



Description	Amount in Rs. '000
Domestic Debt (Principal)	47,429,985.22
External Debt (Principal)	17,041,807.12
Domestic Debt (Interest)	6,229,023.18
External Debt (Interest)	3,036,075.78
Total	73,736,891.30

साँवातर्फ आन्तरिक ऋणको साँवा भुक्तानी रकम वैदेशिक ऋणको साँवा भुक्तानी रकम भन्दा ४१ प्रतिशत बढी रहेको छ भने व्याज तर्फ आन्तरिक ऋणको व्याज भुक्तानी रकम वैदेशिक ऋणको व्याज भुक्तानी रकम भन्दा ४ प्रतिशत बढी रहेको छ। यसरी हेर्दा आन्तरिक ऋणको आकार वैदेशिक ऋणको भन्दा सानो रहेको तर लागत भने आन्तरिक ऋणको बढी रहेको देखिन्छ।

२.२ साँवा भुक्तानी प्रवृत्ति (Trend of principal repayment)

आर्थिक वर्ष २०६६/६७ देखि आर्थिक वर्ष २०६७/६८ सम्म साँवा भुक्तानी घट्दै गएको देखिन्छ भने आर्थिक वर्ष २०६८/६९ देखि साँवा भुक्तानी बढ्दै गएको र आर्थिक वर्ष २०६९/७० मा अघिल्लो आर्थिक वर्ष भन्दा ७४ प्रतिशत बढ्न गई रु. ३५ अर्ब १३ करोड पुगेको देखिन्छ। यो बढ्ने प्रवृत्ति जारी नै रहेको छ। फलतः आर्थिक वर्ष २०७१/७२ मा अघिल्लो आर्थिक वर्षको तुलनामा ५४ प्रतिशत वृद्धि भई कूल साँवा भुक्तानी ६४ अर्ब ४७ करोड भएको छ।

तालिका २

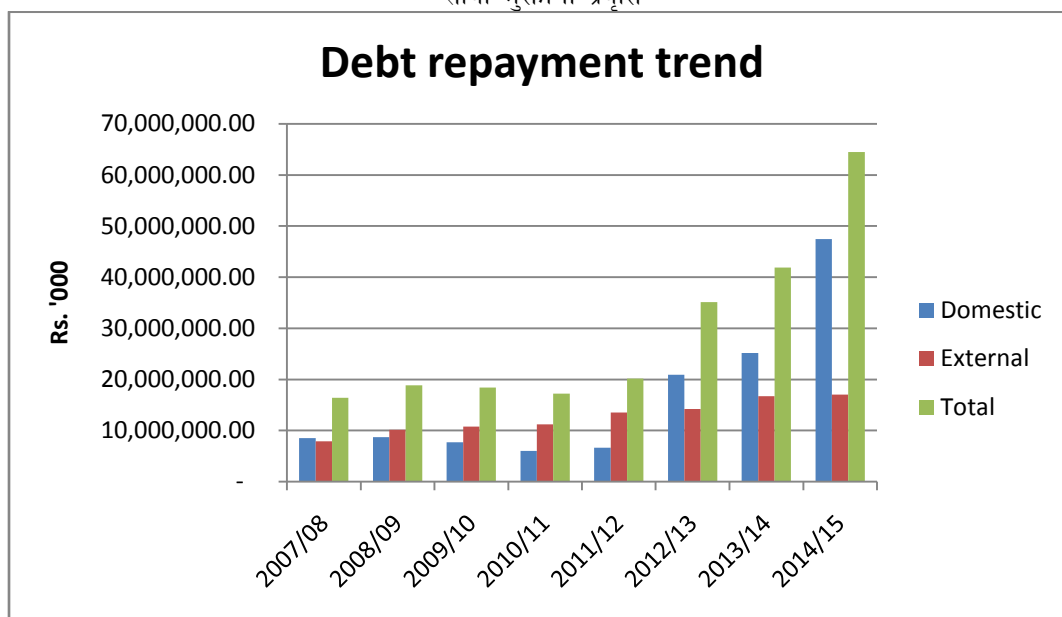
साँवा भुक्तानीको विवरण

रु हजारमा

	साँवा भुक्तानी					
आर्थिक वर्ष	२०६६/६७	२०६७/६८	२०६८/६९	२०६९/७०	२०७०/७१	२०७१/७२
English Year	2009/10	2010/11	2011/12	2012/13	2013/14	2014/15
आन्तरिक ऋण	७,६८९,३०१।००	६,००२,३९१।००	६,६२६,८३६।००	२०,९४०,०९२।००	२५,१५२,४५१।३५	४७,४२९,९८५।२२
वैदेशिक ऋण	१०,७४३,०२०।००	११,२१८,१२७।००	१३,५३२,४२७।००	१४,१९०,०७९।००	१६,७२४,६३६।७३	१७,०४१,८०७।१२
जम्मा	१८,४३२,३२१।००	१७,२२०,५१८।००	२०,१५९,२६३।००	३५,१३०,१७१।००	४१,८७७,०८८।०८	६४,४७१,७९२।३४
वार्षिक वृद्धि प्रतिशत	(२।१३)	(६।५७)	१७।०७	७४।२६	१९।२१	५३।९५

चार्ट ४

साँवा भुक्तानी प्रवृत्ति



२.३ व्याज भुक्तानी प्रवृत्ति (Trend of interest payment)

आर्थिक वर्ष २०६६।६७ देखि आर्थिक वर्ष २०६८।६९ सम्म कूल व्याज भुक्तानी वढ्दै गएको देखिन्छ भने आर्थिक वर्ष २०६९।७० देखि व्याज भुक्तानी केही घट्दै गएको देखिन्छ । वैदेशिक ऋणको व्याज भुक्तानीमा सामान्य घटवढ भएको तर आन्तरिक ऋणको व्याज भुक्तानीमा आएको उतारचढावका कारण कूल व्याज भुक्तानी घट्दो क्रममा रहेको छ । आर्थिक वर्ष २०७१।७२ मा व्याज भुक्तानी अघिल्लो आर्थिक वर्ष भन्दा २३.०३ प्रतिशतले घट्न गई रु. ९ अर्ब २६ करोड ५० लाख ९८ हजार पुग्न गएको छ ।

तालिका ३

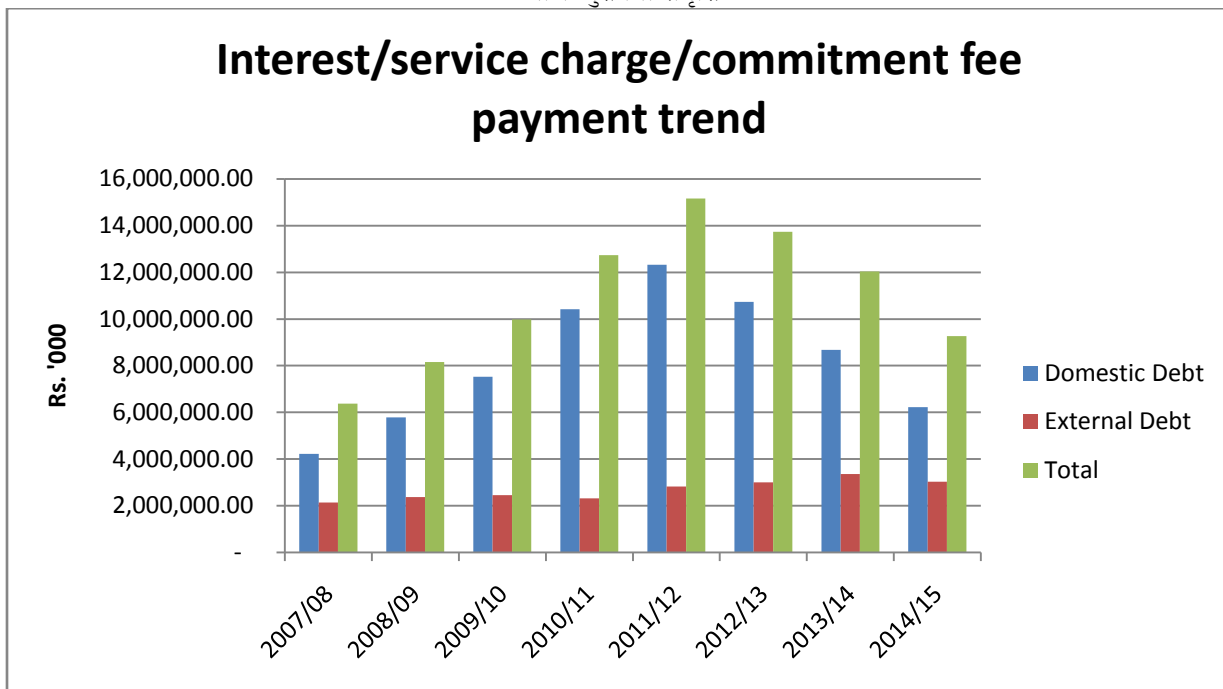
व्याज भुक्तानीको विवरण

रु हजारमा

आर्थिक वर्ष	२०६६।६७	२०६७।६८	२०६८।६९	२०६९।७०	२०७०।७१	२०७१।७२
English Year	2009/10	2010/11	2011/12	2012/13	2013/14	2014/15
आन्तरिक ऋण	७,५२३,१९२।००	१०,४१५,२३९।००	१२,३२९,९६०।००	१०,७३३,५१०।००	८,६७२,६७१।७४	६,२२९,०२३।१८
वैदेशिक ऋण	२,४५८,०६३।००	२,३२९,९०३।००	२,८३०,८६९।००	३,००३,१८९।००	३,३६५,१९६।१२	३,०३६,०७५।७८
जम्मा	९,९८१,२५५।००	१२,७३७,१४२।००	१५,१६०,८२९।००	१३,७३६,६९९।००	१२,०३७,८६७।८६	९,२६५,०९८।९६
वार्षिक वृद्धि प्रतिशत	२२।४१	२७।६१	१९।०३	(९।३९)	(१२।३७)	(२३।०३)

चार्ट ५

व्याज भुक्तानी प्रवृत्ति



३. वैदेशिक ऋण (External Debt)

३.१ वैदेशिक ऋण दायित्व (Outstanding External Debt)

कुल वैदेशिक ऋण दायित्व गत आर्थिक वर्षको तुलनामा यस वर्ष १ दशमलव ०३ प्रतिशतले घट्न गई रु. ३ खर्ब ४३ अर्ब २६ करोड १७ लाख ५७ हजार पुगेको छ। नेपाली रुपैयाको वैदेशिक मुद्रासँगको विनिमय दरमा अमेरिकी डलर, चिनिया युआन र साउदी अरब रियाल बाहेक अन्य सबै वैदेशिक ऋण लिइएको मुद्रामा कमी आएको देखिन्छ। फलतः गत आर्थिक वर्षको आर्थिक विवरण तयार गर्दाको समयमा कायम रहेको विनिमयदरको तुलनामा यस वर्षको विनिमय दरमा औसत रु ३.४३ ले कमी आएको देखिन्छ। जसमा सबै भन्दा बढि ऋण दायित्व भएको मुद्रा एस डि आर मा रु ७.१५९ ले कमी आएको देखिन्छ। आर्थिक वर्ष २०७१/७२ को अन्त्य सम्ममा वैदेशिक ऋण दायित्वको बनावट (Composition) हेर्दा बहुपक्षीय ऋण रु. ३ खर्ब ८ अर्ब ९१ करोड ४८ लाख ३६ हजार अर्थात कुल वैदेशिक ऋणको ९० प्रतिशत र द्विपक्षीय ऋण रु. ३४ अर्ब ३४ करोड ६९ लाख २१ हजार अर्थात कुल वैदेशिक ऋणको १० प्रतिशत रहेको छ।

तालिका ४
वैदेशिक ऋण दायित्वको विवरण

आर्थिक वर्ष	२०६७/६८	२०६८/६९	२०६९/७०	२०७०/७१	२०७१/७२
English Year	2010/11	2011/12	2012/13	2013/14	2014/15
कुल जम्मा	२५९,५०१,१४८।००	३०९,२८७,१३८।१०	३३३,४४१,५१७।००	३४६,८१९,१०१।९९	३४३,२६१,७५७।१७
बहुपक्षीय जम्मा	२२९,५६६,४८६।००	२७४,०६३,५४५।३५	२९९,२९४,८४४।००	३१३,५९४,१२३।४७	३०८,९१४,८३६।१६
ए.डि.बी	११५,१३६,७०४।००	१३५,५८३,५४२।५०	१४३,८१४,५२६।००	१४६,५६०,०३७।३५	१४०,८३४,९४६।०६
इ.इ.सी	३९८,९७८।००	४१५,१७९।६६	४३९,०६६।००	४४२,२७९।२४	३६३,४२९।४६
आइ.डि.ए	१०५,७४६,५५६।००	१२७,६६३,२७७।९३	१४३,२६२,२६९।००	१५४,२३२,६४६।४७	१५५,३१०,८७४।३३
आइफाड	५,१२५,२९९।००	६,२६८,८०९।४३	६,९५६,६९१।००	७,०८७,१२०।४०	६,९२८,१७०।२७
एन.डी.एफ	१,८८५,९१८।००	२,०९१,५५६।१९	२,४३२,२४६।००	२,६१८,१५४।५७	२,२६८,६६५।८९
ओपेक	१,२७३,०३१।००	२,०४१,१७९।६४	२,३९०,०४६।००	२,६५३,८८५।४४	३,२०८,७४९।७५
द्विपक्षीय जम्मा	२९,९३४,६६२।००	३५,२२३,५९२।७५	३४,१४६,६७३।००	३३,२२४,९७८।५२	३४,३४६,९२१।०१
अष्ट्रिया	१९०,३९९।००	१८०,८४७।४७	१८०,५०७।००	१६१,२७४।२२	११३,२०७।७६
बेल्जियम	१,१८७,०३९।००	१,२०७,९५२।१५	१,२९३,८९०।००	१,२६०,२५८।८३	९८२,४०६।१५
चीन	१,३४९,५३६।००	२,२८९,७७१।९२	४,३६७,०२७।००	४,८४६,४७२।३३	८,७३१,१८०।४१
फ्रान्स	१,८५८,१५१।००	१,६७३,११८।२०	१,५५१,३२०।००	१,२४२,३६९।३३	७४८,४३०।६९
भारत	२,८१०,३८९।००	४,३६४,०७२।६३	५,०१४,८३८।००	४,८०३,८७२।५९	५,६०५,३५२।३५
जापान	१८,०१६,०१९।००	१९,८२२,६५७।३३	१५,०८६,००१।००	१३,७८६,७१७।६६	११,४७२,२०८।७९
द. कोरिया	३,४५८,८०१।००	४,५४४,४७९।५३	५,५२५,५४४।००	६,०८६,९५१।६५	५,७०८,००२।०७
कुवेती कोष	२५५,०२५।००	२८५,१२७।२६	२७९,६७४।००	२५८,३४९।९४	२२९,०६८।४७
रुस	१०५,१४५।००	१२३,४५६।२९	१०५,४९१।००	१०६,४८३।८४	११८,३७१।४१
साउदी कोष	७०४,१५८।००	७३२,११०।१७	७४२,३८१।००	६७२,२२८।६४	६३८,६९२।९०

तालिका ५
बैदेशिक ऋण दायित्वको विवरण
प्रतिशतमा

विवरण	२०६७/६८	२०६८/६९	२०६९/७०	२०७०/७१	२०७१/७२
कूल जम्मा	१००।००	१००।००	१००।००	१००।००	१००
बहुपक्षीय जम्मा	८८।४६	८८।६९	८९।७६	९०।४२	८९।९९
ए.डि.बी	४४।३७	४३।८४	४३।९३	४२।२६	४१।०३
इ.इ.सी	०।१५	०।१३	०।१३	०।१३	०।११
आइ.डि.ए	४०।७५	४१।२८	४२।९६	४४।४७	४५।२५
आइफाड	१।९८	२।०३	२।०९	२।०४	२।०२
एन.डी.एफ	०।७३	०।६८	०।७३	०।७५	०।६६
ओपेक	०।४९	०।६६	०।७२	०।७७	०।९३
द्विपक्षीय जम्मा	११।५४	११।३९	१०।२४	९।५८	१०।०१
अष्ट्रिया	०।०७	०।०६	०।०५	०।०५	०।०३
बेल्जियम	०।४६	०।३९	०।३९	०।३६	०।२९
चिन	०।५२	०।७४	१।३१	१।४०	२।५४
फ्रान्स	०।७२	०।५४	०।४७	०।३६	०।२२
भारत	१।०८	१।४१	१।५०	१।३९	१।६३
जापान	६।९४	६।४१	४।५२	३।९८	३।३४
द. कोरिया	१।३३	१।४७	१।६६	१।७६	१।६६
कुवेती कोष	०।१०	०।०९	०।०८	०।०७	०।०७
रुस	०।०४	०।०४	०।०३	०।०३	०।०३
साउदी कोष	०।२७	०।२४	०।२२	०।१९	०।१९

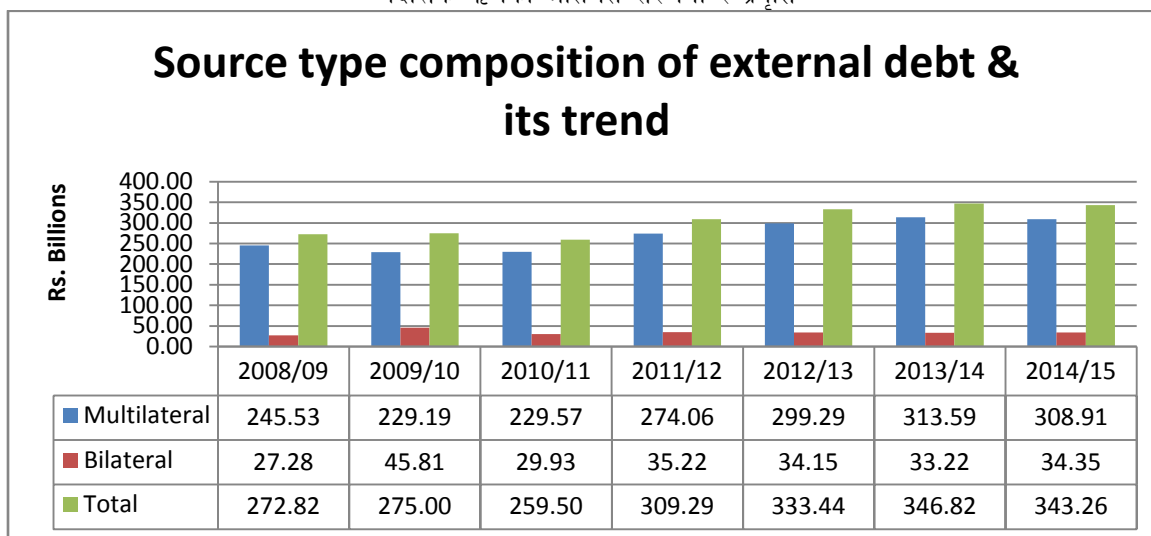
तालिका ६
बैदेशिक ऋण दायित्वका विभिन्न मुद्राहरुको विनिमयदर

Currency	Exchange rate as on July 16, 2014 (Ashad 31, 2071) NRs.	Exchange rate as on July 16, 2015 (Ashad 31, 2072) NRs.	Increase/ Decrease
SDR	148.30	141.14	-7.16
USD	96.50	101.74	5.24
DKK	17.51	14.94	-2.57
EUR	131.38	112.14	-19.24
JPY	0.95	0.82	-0.13
KRW	0.09	0.09	-0.01
KUD	340.83	334.90	-5.94
GBP	165.64	158.95	-6.69
RMB	15.54	16.39	0.85
SAR	25.73	27.13	1.40
		Average increase/decrease	-3.42

३.२ वैदेशिक ऋण दायित्वको प्रवृत्ति (Trend of Outstanding External Debt)

समग्रमा वैदेशिक ऋण दायित्वको प्रवृत्ति मूल्याङ्कन अवधिमा घटवढ भईरहेको देखिन्छ । गत आर्थिक वर्षको तुलनामा आर्थिक वर्ष २०७१/७२ मा बहुपक्षीय ऋण दायित्व १ दशमलव ४९ प्रतिशतले घटेको र द्विपक्षीय ऋण दायित्व ३ दशमलव ३८ प्रतिशतले बढेको छ । वैदेशिक ऋण दायित्व घटवढ हुनुमा साँवा भुक्तानी र ऋण प्राप्तिका अतिरिक्त विनिमय दरमा हुने परिवर्तन प्रमुख कारकको रूपमा रहेको देखिन्छ ।

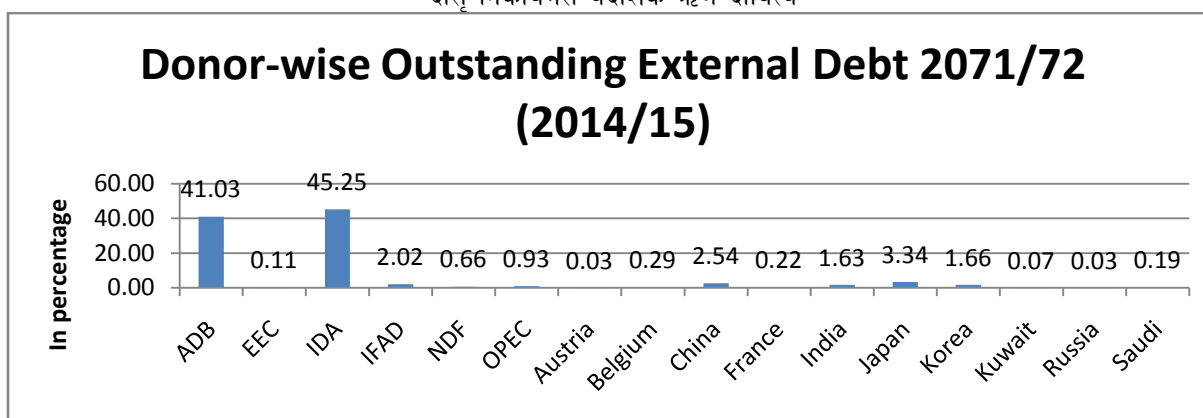
चार्ट ६
वैदेशिक ऋणको श्रोतगत संरचना र प्रवृत्ति



३.३ दातृ निकायगत र मुद्रागत वैदेशिक ऋण दायित्व (Donorwise and currencywise Outstanding External Debt)

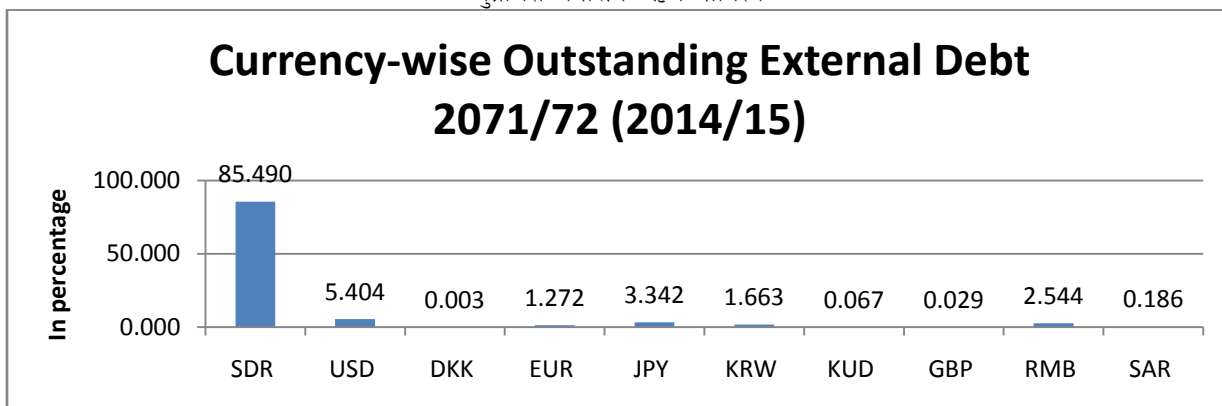
आर्थिक वर्ष २०७१/७२ को अन्तमा नेपालको विभिन्न १६ वटा Donor सँग विभिन्न १० वटा सम्झौता मुद्राहरूमा ऋण दायित्व रहेको देखिन्छ । दातृ निकायगत रूपमा हेर्दा वैदेशिक ऋण दायित्वमा अधिकांश अंश बहुपक्षीय श्रोत तर्फको आइ.डि.ए. (४५।२५ प्रतिशत) र ए.डि.बी. (४१।०३ प्रतिशत) को रहेको छ ।

चार्ट ७
दातृ निकायगत वैदेशिक ऋण दायित्व



मुद्रागत रुपमा भने सबैभन्दा बढी वैदेशिक ऋण दायित्व **SDR** मुद्रा (८५.४९ प्रतिशत) मा रहेको र त्यसपछि क्रमशः अमेरिकी डलर (५.४० प्रतिशत) र जापानी येन (३.३४ प्रतिशत) पर्दछ। बहुपक्षीय सम्झौतामा ADB, IDA र IFAD सँग SDR मा र OPEC सँग USD मा सम्झौता हुने गरेको छ। SDR मा गरेको सम्झौतामा पनि Payment Currency USD नै हुने गरेको छ। रुसी ऋण भुक्तानीको लागि अमेरिकी डलरमा भुक्तानी हुने गरि सहमती भै सकेको छ।

चार्ट ८
मुद्रागत वैदेशिक ऋण दायित्व



३.४ वैदेशिक ऋण प्राप्ति (Receipt/disbursement of external debt)

आर्थिक वर्ष २०७१/७२ मा रु. २९ अर्ब २६ करोड ४२ लाख ७७ हजार बराबरको कूल वैदेशिक ऋण प्राप्ति (Gross Annual Disbursements) भएको छ।

तालिका ७

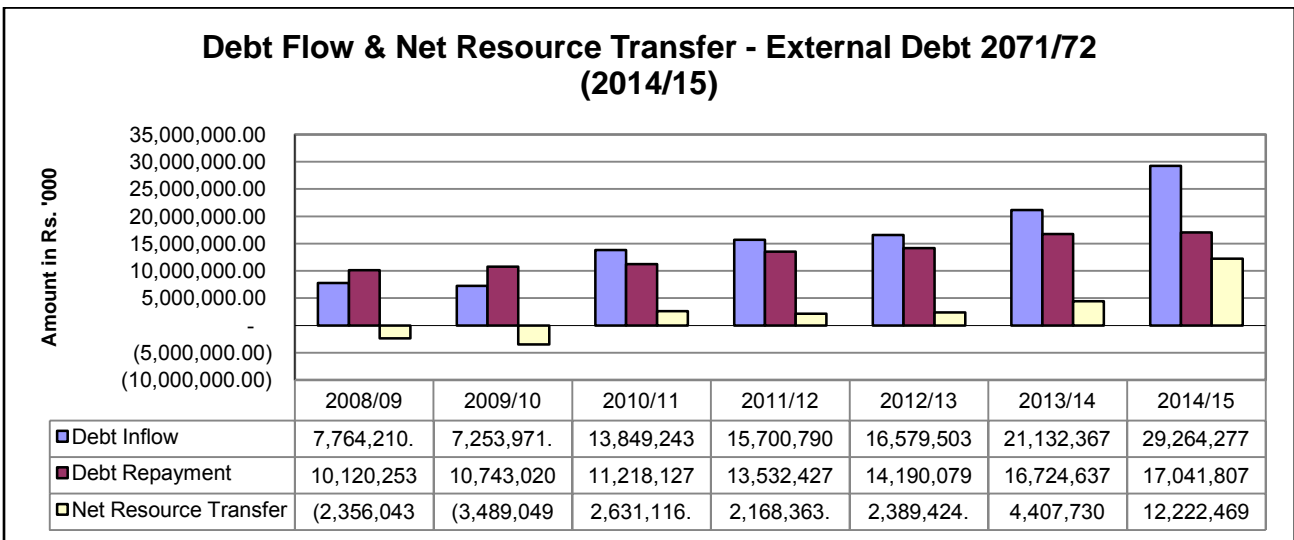
वैदेशिक ऋण प्राप्ति तथा श्रोत हस्तान्तरण विवरण

रु हजारमा

आर्थिक वर्ष	ऋण प्राप्ति	साँवा भुक्तानी	खुद श्रोत हस्तान्तरण
२०६३/६४	१,१८,५६,७९७	७५,३८,७९६	४३,१८,८९९
२०६४/६५	८५,७३,९२२	७८,६९,४०४	७,०४,५१८
२०६५/६६	७७६४,२१०	१,०१,२०,२५३	(२३,५६,०४३)
२०६६/६७	७,२५३,९७१	१०,७४३,०२०	(३४,८९,०४९)
२०६७/६८	१३,८४९,२४३	११,२१८,१२७	२६,३१,११६
२०६८/६९	१५,७००,७९०	१३,५३२,४२७	२,१६८,३६३
२०६९/७०	१६,५७९,५०३	१४,१९०,०७९	२,३८९,४२४
२०७०/७१	२१,१३२,३६७	१६,७२४,६३७	४,४०७,७३०
२०७१/७२	२९,२६४,२७७	१७,०४१,८०७	१२,२२२,४६९

नोट: माथि टेबुलमा उल्लेख गरिएको रकम ऋण प्राप्त भएको मितिमा विद्यमान विनिमयदरको आधारमा गणना गरिएको छ।

चार्ट ९
बैदेशिक ऋण प्राप्ति तथा श्रोत हस्तान्तरण



आर्थिक वर्ष २०७०/७१ को तुलनामा यो वर्षको कूल वैदेशिक ऋण प्राप्ति ३८ दशमलव ५ प्रतिशतले बढेको छ । यस वर्षमा गरिएको सावा भुक्तानी खर्च रु.१७ अर्ब ४ करोड १८ लाख ७ हजारलाई यस वर्ष प्राप्त रकमबाट कट्टा गर्दा खुद वैदेशिक श्रोत हस्तान्तरण रु. १२ अर्ब २२ करोड २४ लाख ६९ हजार रहेको देखिन्छ अर्थात् यस आर्थिक वर्षको कूल वैदेशिक ऋण प्राप्ति रकम वैदेशिक ऋण तिर्न भुक्तानी गरिएको रकम (व्याज वाहेक) भन्दा ७१ दशमलव ७ प्रतिशतले बढि देखिन्छ ।

३.५ श्रोतगत र दातृ निकायगत बैदेशिक ऋणको प्राप्ति (Sourcewise and Donorwise Disbursement)

आर्थिक वर्ष २०७१/७२ मा अधिकांश वैदेशिक ऋण बहुपक्षीय श्रोतबाट प्राप्त भएको छ । यस आर्थिक वर्षमा बहुपक्षीय श्रोतबाट कूल वैदेशिक ऋण प्राप्तिको ८० प्रतिशत अर्थात् रु. २३ अर्ब ४८ करोड ९८ लाख ५० हजार प्राप्त भएको छ भने द्विपक्षीय श्रोतबाट रु. ५ अर्ब ७७ करोड ४४ लाख २६ हजार वैदेशिक ऋण प्राप्त भएको देखिन्छ ।

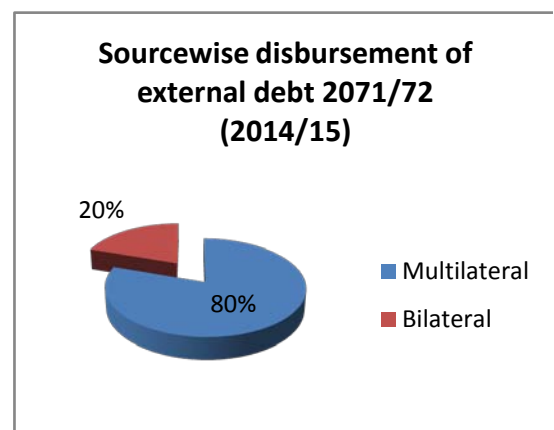
तालिका ८

श्रोतगत र दातृ निकायगत बैदेशिक ऋण प्राप्ति विवरण

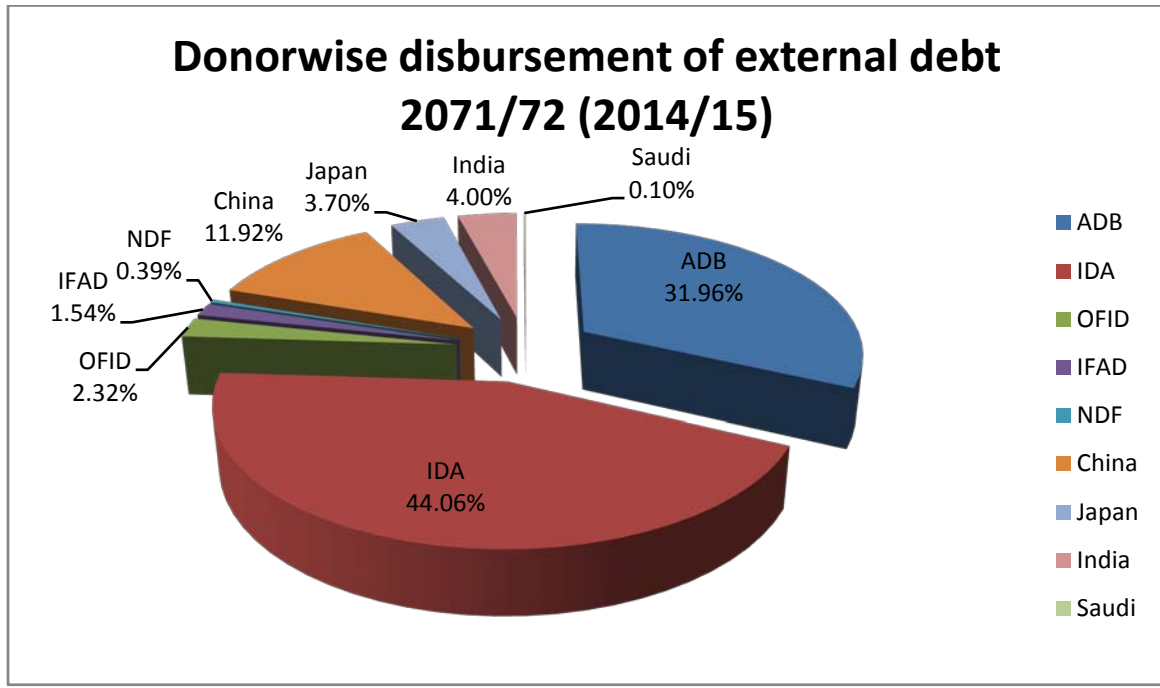
सि.नं.	दातृ निकायको नाम	रकम रु. हजारमा
१	ADB	९,३५३,०२२.२१
२	IDA	१२,८९२,४३९.१८
३	OFID	६७८,७९९.७३
४	IFAD	४५१,३३३.०४
५	NDF	११४,२५६.२१
	बहुपक्षीय जम्मा	२३,४८९,८५०.३८
६	China	३,४८९,१९६.०३
७	Japan	१,०८३,१८४.८५
८	India	१,१७१,३८७.७८
९	Saudi	३०,६५७.४८
	द्विपक्षीय जम्मा	५,७७४,४२६.१४
	कूल जम्मा	२९,२६४,२७६.५३

चार्ट १०

श्रोतगत बैदेशिक ऋण प्राप्ति



चार्ट ११
दातृ निकायगत बैदेशिक ऋण प्राप्ति



नेपालले विभिन्न ९ दातृ निकायबाट आर्थिक वर्ष २०७१/७२ मा वैदेशिक ऋण प्राप्त गरेको देखिन्छ। उक्त आर्थिक वर्षमा सबैभन्दा बढी वैदेशिक ऋण प्राप्ति आई.डि.ए. (४४.०६ प्रतिशत) प्राप्त भएको छ। त्यसपछि सबैभन्दा बढी ए.डि.वि. (३१.९६ प्रतिशत) वाट प्राप्त भएको देखिन्छ। यसप्रकार आई.डि.ए. र ए.डि.वि. नेपालको मुख्य वैदेशिक ऋण दाताको रूपमा रहेका देखिन्छ।

३.६ बैदेशिक ऋणको प्राप्तिको प्रवृत्ति (Disbursement Trend)

कूल वैदेशिक ऋण प्राप्ति आर्थिक वर्ष २०६६/६७ मा अघिल्लो आर्थिक वर्षको तुलानामा घटेको तर आर्थिक वर्ष २०६७/६८ मा अत्यधिक वृद्धि भई अघिल्लो आर्थिक वर्ष २०६६/६७ को भण्डै दोब्बर भएको देखिन्छ। त्यसपछि प्रत्येक आर्थिक वर्षमा वृद्धि हुदै आर्थिक वर्ष २०७१/७२ मा आइपुग्दा रु. २९ अर्ब २६ करोड ४२ लाख ७६ हजार पुगेको छ।

तालिका ९

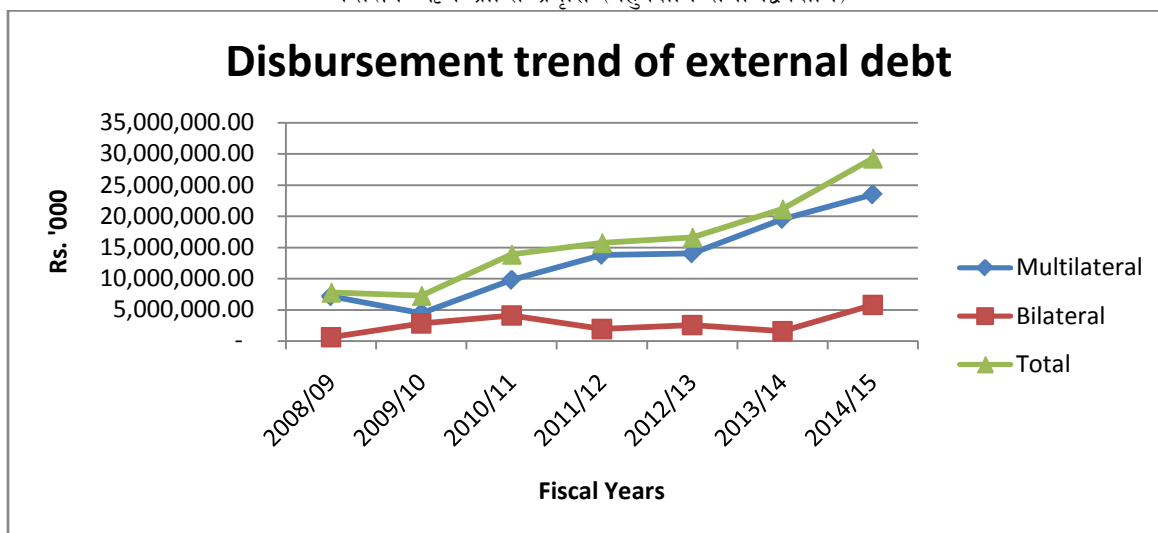
ऋण प्राप्ति विवरण (बहुपक्षीय र द्विपक्षीय)

रु हजारमा

आर्थिक वर्ष	२०६६/६७	२०६७/६८	२०६८/६९	२०६९/७०	२०७०/७१	२०७१/७२
English Year	2009/10	2010/11	2011/12	2012/13	2013/14	2014/15
बहुपक्षीय	४,४३६,८७१३९	९,७६६,१२४३९	१३,७८६,२९०१९	१४,०३१,००९१४४	१९,५५६,९८९,१७	२३,४८९,८५०३८
द्विपक्षीय	२,८१७,०९९,१७२	४,०८३,११८,१९९	१,९१४,४९९,१४४	२,५४८,४९३,१९३	१,५७५,३७७,६७	५,७७४,४२६,१४
जम्मा	७,२५३,९७१,१११	१३,८४९,२४३,३३८	१५,७००,७८९,१६२	१६,५७९,५०३,३३७	२१,१३२,३६६,८३३	२९,२६४,२७६,५५३
वार्षिक वृद्धि प्रतिशत	(६।५७)	९०।९२	१३।३७	५।६०	२७।४६	३८।४८

चार्ट १२

वैदेशिक ऋण प्राप्ति प्रवृत्ति (बहुपक्षीय तथा द्विपक्षीय)



श्रोतगत प्रवृत्ति हेर्दा द्विपक्षीय वैदेशिक ऋण प्राप्ति आर्थिक वर्ष २०६७/६८ सम्म केही बढ्दै गएको भएपनि आर्थिक वर्ष २०७०/७१ मा आइपुग्दा समग्रमा घट्दै गएको थियो भने आ.व. २०७१/७२ मा बढेको देखिन्छ। बहुपक्षीय वैदेशिक ऋण प्राप्ति आर्थिक वर्ष २०६७/६८ मा केही घटेको र त्यसपछिका आर्थिक वर्ष हरूमा उच्च रुपमा बढ्दै गएको देखिन्छ। कूल वैदेशिक ऋण प्राप्तिको प्रवृत्ति आर्थिक वर्ष २०६७/६८ भन्दा पछाडि बढ्दो क्रममा रहेको छ।

३.७ सरकारी जमानतको बैदेशिक ऋण (Publicly guaranteed external debt)

ज्योति स्पिनिङ्ग मिल्स लि. का लागि नेपाल सरकारको जमानतमा मार्च ६, १९९० मा सम्झौता भएको एशियाली विकास बैंक को ऋण नं. १००६ का सम्बन्धमा ज्योति स्पिनिङ्ग मिल्स लि. लिक्विडेशनमा गई सो ऋण वापत एशियाली विकास बैंकलाई भुक्तानी गर्नुपर्ने साँवा व्याजको लागि उक्त कम्पनीले नेपाल राष्ट्र बैंक, बैंकिङ्ग कार्यालय, थापाथलीमा रहेको Designated Account for Jyoti Spinning Mills (US dollar) मा रकम जम्मा गरेको र सोही खाताबाट नेपाल सरकारले एशियाली विकास बैंकलाई नियमित रुपमा उक्त ऋणको साँवा तथा व्याज भुक्तानी गर्दै आएको छ। सो खाता नं. आर्थिक वर्ष २०७०/७१ मा परिवर्तन भई ख-६ यु.एस. डलर खाता नं. १२०४१६/००१.००५.८४० मा परिणत भएको र २०७२ आषाढ मसान्तमा उक्त खातामा ३,०३८,६९१।७६ यु.एस. डलर मौज्जात रहेको छ। नेपाल सरकारको खातामा रकम जम्मा भईसकेको र नेपाल सरकारले नै उक्त ऋणको साँवा व्याज नियमित रुपमा भुक्तानी गर्दै आएको हुँदा एशियाली विकास बैंक को ऋण नं. १००६ लाई अलग्गै प्रतिवेदन नगरी नेपाल सरकारको ऋण दायित्वमा नै समावेश गरी प्रतिवेदन गरिएको छ।

तालिका १०

ज्योति स्पिनिङ्ग मिल्स डलर खाताको विवरण

२०७२ आषाढ मसान्त

अमेरिकी डलर

शुरु मौज्जात (२०७१/०४/०१)	आ.व. २०७१/७२ मा खर्च	वाँकी
३,१९५,०२६।५५	१५६,३३४।७९	३,०३८,६९१।७६

नोट: गत आ.व. को प्रतिवेदनमा २०७१ आषाढ मसान्तको उक्त खाताको मौज्जात ३,१९५,०२६।५५ अमेरिकी डलर हुनुपर्नेमा भूलवस ३,२८१,८२८।७३ अमेरिकी डलर उल्लेख भएकोले सच्याइएको छ।

३.८ विनिमय दरको परिवर्तनबाट वैदेशिक ऋण दायित्वमा परेको प्रभाव (Impact of exchange fluctuation on external debt)

नेपाल सरकारले लिएको सबै वैदेशिक ऋण वैदेशिक मुद्रामा लिएको र ती मुद्राको विनिमय दरमा हुने परिवर्तनबाट वैदेशिक ऋण दायित्वमा पनि घटवढ हुने गर्दछ । २०७१ आषाढ मसान्तको तुलनामा २०७२ आषाढ मसान्तमा वैदेशिक ऋण दायित्व कायम रहेका मुद्राहरुको विनिमयदरमा सरदर रु. ३.४२ कमी आएको देखिन्छ । फलतः वैदेशिक ऋण दायित्वमा रु. १५ अर्ब ७७ करोड ९८ लाख १४ हजार घट्न पुगेको छ ।

तालिका ११

विनिमयदर परिवर्तनको प्रभाव (Impact of exchange fluctuation)

	Description	Amount NRs.
	Opening debt stock as on 2071 Ashad 31 (July 16, 2014)	346,819,101,990.70
Add:	Receipt during FY 2071/72 (2014/15)	29,264,276,526.75
Deduct:	Repayment during FY 2071/72 (2014/15)	17,041,807,118.53
	To be 'closing debt stock' as on 2072 Ashad 31 (July 16, 2015)	359,041,571,398.92
	Closing debt stock as on 2072 Ashad 31 (July 16, 2015) calculated based on exchange rates of 2072 Ashad 31 (July 16, 2015)	343,261,757,171.88
	Exchange gain (+) /loss (-)	15,779,814,227.04

३.९ वार्षिक वजेटमा वैदेशिक ऋण प्राप्त लक्ष्य र वास्तविक प्राप्त (Budgeted and actual receipt of external debt)

नेपाल सरकारले वार्षिक वजेटमा लक्ष्य गरेको वैदेशिक ऋण आ.व. २०६५/६६ देखि आ.व. २०७१/७२ सम्मको अवधिमा पूरा हुन सकेको देखिदैन । मूल्याङ्कन अवधिमा आ.व. २०६६/६७ मा सबैभन्दा कम अर्थात् लक्ष्यको ३३.६४ प्रतिशत र आ.व. २०६९/७० मा सबैभन्दा बढी अर्थात् लक्ष्यको ६४.१७ प्रतिशत वैदेशिक ऋण प्राप्त भएको देखिन्छ । आ.व. २०७१/७२ मा रु. ४९ अर्ब ५२ करोड ८७ लाख ७० हजार वैदेशिक ऋण प्राप्त गर्ने अनुमान रहेकोमा सो को ५९ प्रतिशत अर्थात् रु. २९ अर्ब २६ करोड ४२ लाख ७७ हजार प्राप्त भएको देखिन्छ ।

तालिका १२

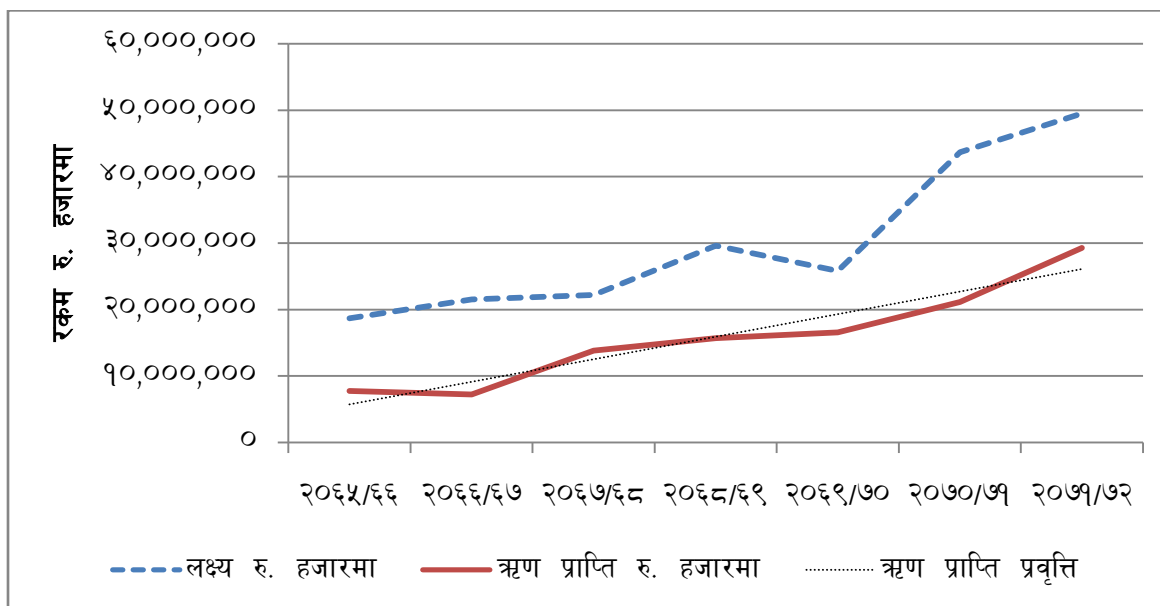
वार्षिक वजेटमा वैदेशिक ऋण प्राप्त लक्ष्य र वास्तविक प्राप्त

आ.व./विवरण	लक्ष्य रु. हजारमा	ऋण प्राप्त रु. हजारमा	प्राप्ति/लक्ष्य प्रतिशत
२०६५/६६	१८,७००,६००	७,७६४,२१०	४१.५२
२०६६/६७	२१,५६०,६००	७,२५३,९७१	३३.६४
२०६७/६८	२२,२३१,४००	१३,८४९,२४३	६२.३०
२०६८/६९	२९,६५०,०००	१५,७००,७९०	५२.९५
२०६९/७०	२५,८३५,४६०	१६,५७९,५०३	६४.१७
२०७०/७१	४३,७०३,८९७	२१,१३२,३६७	४८.३५
२०७१/७२	४९,५२८,७७०	२९,२६४,२७७	५९.०९

मूल्याङ्कन अवधिमा लक्ष्यको तुलनामा वैदेशिक ऋण ६५ प्रतिशतसम्म मात्र उपयोग हुन सकेको देखिन्छ। यसरी वैदेशिक ऋण कम उपयोग हुनुमा लक्ष्य निर्धारण वस्तुनिष्ठ हुन नसक्नु, सोधभर्ना प्रणालीमा हुने ढिलासुस्ती एवं कमजोर ऋण उपयोग क्षमता आदि जस्ता तत्वहरु जिम्मेवार देखिन्छन्।

चार्ट नं. १३

वजेटमा प्रस्तुत वैदेशिक ऋण लक्ष्य र प्राप्ति प्रवृत्ति



वैदेशिक ऋणको वास्तविक प्राप्तिको प्रवृत्ति बढ्दै गएको देखिए तापनि लक्ष्य भन्दा यो निकै तल देखिन्छ। सम्झौता अनुसार वैदेशिक ऋणको उपयोगलाई प्रभावकारी तुल्याउनु आवश्यक छ।

४. आन्तरिक ऋण (Internal Debt)

४.१ आन्तरिक ऋण दायित्व (Internal debt liability)

आर्थिक वर्ष २०७१/७२ को अन्तमा कुल आन्तरिक ऋण दायित्व (Gross Domestic Debt Stock) गत आर्थिक वर्ष भन्दा २ दशमलव ४३ प्रतिशतले घट्न गई रु. २ खर्व १ अर्ब ६५ करोड ६८ लाख ४० हजार पुगेको छ। कुल आन्तरिक ऋण दायित्व मध्ये सबै भन्दा बढी ट्रेजरी बिलको अंश रहेको छ। आन्तरिक संरचनामा ट्रेजरी बिलको अंश रु.१ खर्व १९ अर्ब ८५ करोड ८१ लाख ०७ हजार अर्थात ५९ प्रतिशत रहेको छ र यस मध्ये discount basis को ८२ प्रतिशत र interest basis को १८ प्रतिशत रहेको छ। ट्रेजरी बिलहरु सामान्यतया रोल ओभरको माध्यमबाट Maturity अवधि समाप्त हुदाँ साँवा भुक्तानी नगरी पुनः नवीकरण गरिन्छ। बजारमा नगद प्रवाहको अवस्था, नेपाल राष्ट्र बैंकको स्वामित्वको ऋणपत्रको आकार आदिको आधारमा ट्रेजरी बिलको साँवा भुक्तानी गर्ने गरिन्छ। वैदेशिक रोजगार बचतपत्र लक्ष्य अनुसार उठाउन सकिएको छैन।

तालिका १३

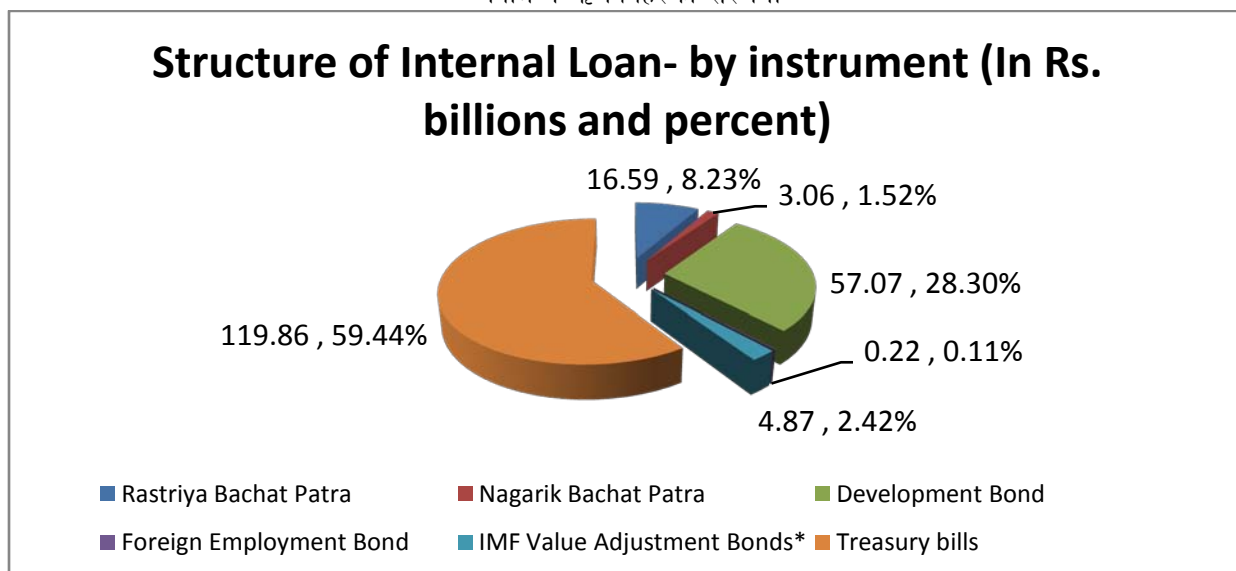
आन्तरिक ऋण दायित्वको विवरण

रु हजारमा

ऋणपत्रको नाम	२०६६।६७	२०६७।६८	२०६८।६९	२०६९।७०	२०७०।७१	२०७१।७२
कुल जम्मा	१४७,६६०,०७७	१८४,१२८,७४७	२१३,९२०,५६२	२११,८७२,७६१	२०६,६८८,५९५	२०१,६५६,८४०
राष्ट्रिय बचत पत्र	०.००	१०,६८०,०००	१५,६८०,०००	१५,६८०,०००	१६,५८६,४८०	१६,५८६,४८०
नागरिक बचत पत्र	५,१२२,८९४	४,६२२,८९४	४,१२३,०५७	३,१८३,८०७	१,५१६,७४६	३,०५६,१७६
विकास ऋण पत्र	३५,५१९,४००	४३,५१९,४००	५७,५१९,४००	५१,६१०,९००	४७,११०,९००	५७,०७०,०००
वैदेशिक रोजगार ऋण पत्र	४,०००	७,३८०	१६,०४०	५८,८९५	१३५,३१०	२१५,०२५
विशेष ऋण पत्र	१६९,७००	१५८,०३३	१५७,६००	-	-	-
व्याजमा आधारित ट्रेजरी बिल	२४,४०८,५७६	२७,४६८,९३२	११०,१५५,१७५	२१,४६८,९३३	२१,४६८,९३३	२१,४६८,९३३
बट्टा दरमा आधारित ट्रेजरी बिल	७७,६३५,१५०	९२,८७१,७५०	२१,४६८,९३२	११४,९९९,१७५	११४,९९९,१७५	९८,३८९,१७५
अन्तर्राष्ट्रिय मुद्रा कोष मूल्य समायोजन (IMF Value Adjustment Bonds)	४,८००,३५७	४,८००,३५८	४,८००,३५७	४,८७१,०५१	४,८७१,०५१	४,८७१,०५१

चार्ट १४

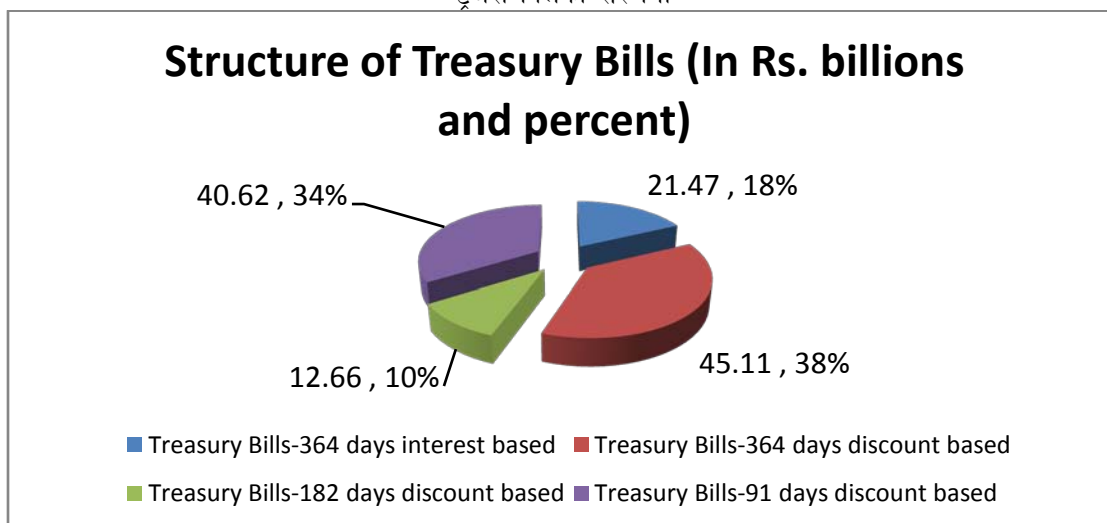
विभिन्न ऋणपत्रहरूको संरचना



ट्रेजरी बिल, नागरिक बचतपत्र, विकास ऋणपत्र, राष्ट्रिय बचतपत्र, वैदेशिक रोजगार बचत पत्र र अन्तर्राष्ट्रिय मुद्रा कोष मूल्य समायोजन बण्ड (IMF Value Adjustment Bond) बापत उठाईएको आन्तरिक ऋण दायित्व क्रमशः ५९.४४%, १.५२%, २८.३०%, ८.२३%, ०.११% र २.४२% रहेको छ। कुल आन्तरिक ऋण दायित्वको सबै भन्दा ठूलो भाग ओगटेको ट्रेजरी बिल बट्टादर (Discount Based) मा उठाउने गरिएको छ। नेपाल राष्ट्र बैंकको स्वामित्वमा रहेको ट्रेजरी बिल भने निश्चित व्याजदर (Interest Based) को आधारमा जारी हुने गर्दछ।

नेपालमा ट्रेजरी बिल अल्पकालीन अवधिको लागि अर्थात् एक वर्ष भन्दा कम अवधिको लागि उठाईएको छ । यसरी उठाईएको ट्रेजरी बिल मध्ये ३६४ दिनको ट्रेजरी बिल सबैभन्दा बढी अर्थात् कूल ट्रेजरी बिलको ५६ प्रतिशत रहेको छ । जसमध्ये व्याजमा आधारित १८ प्रतिशत रहेको छ । सबैभन्दा कम अवधिको ट्रेजरी बिल ९१ दिनको रहेको र यो कूल ट्रेजरी बिलको ३४ प्रतिशत रहेको छ । आर्थिक वर्ष २०७१/७२ मा रु. ३ अर्ब ५० करोडको २८ दिने ट्रेजरी बिल भुक्तानी गरी २८ दिने ट्रेजरी बिलको निष्कासन बन्द गरी नवीकरणीय जोखिम (Rollover risk) लाई केही हदसम्म घटाउने प्रयास गरिएको छ ।

चार्ट १५
ट्रेजरी बिलको संरचना



४.२ आन्तरिक ऋण प्राप्ति (Receipt of internal debt)

आर्थिक वर्ष २०७१/७२ मा वार्षिक बजेट खर्चको न्यून पूर्तिका लागि नगद श्रोत प्रवाह Cash Inflows को रूपमा आन्तरिक ऋणबाट रु. ५४ अर्ब उठाउने लक्ष्य गरिएकोमा २०७१ चैत्रसम्म कुनै पनि आन्तरिक ऋण नउठाइएकोमा २०७२ वैशाखको भूकम्पपछि विभिन्न ऋणपत्र तथा ट्रेजरी बिलहरूको माध्यमबाट रु. ४२ अर्ब ४२ करोड ३१ लाख ४५ हजार उठाइयो । आर्थिक वर्ष २०७०/७१ को तुलनामा यस वर्षको आन्तरिक ऋण प्राप्ति ११२.२९ प्रतिशतले बढेको छ ।

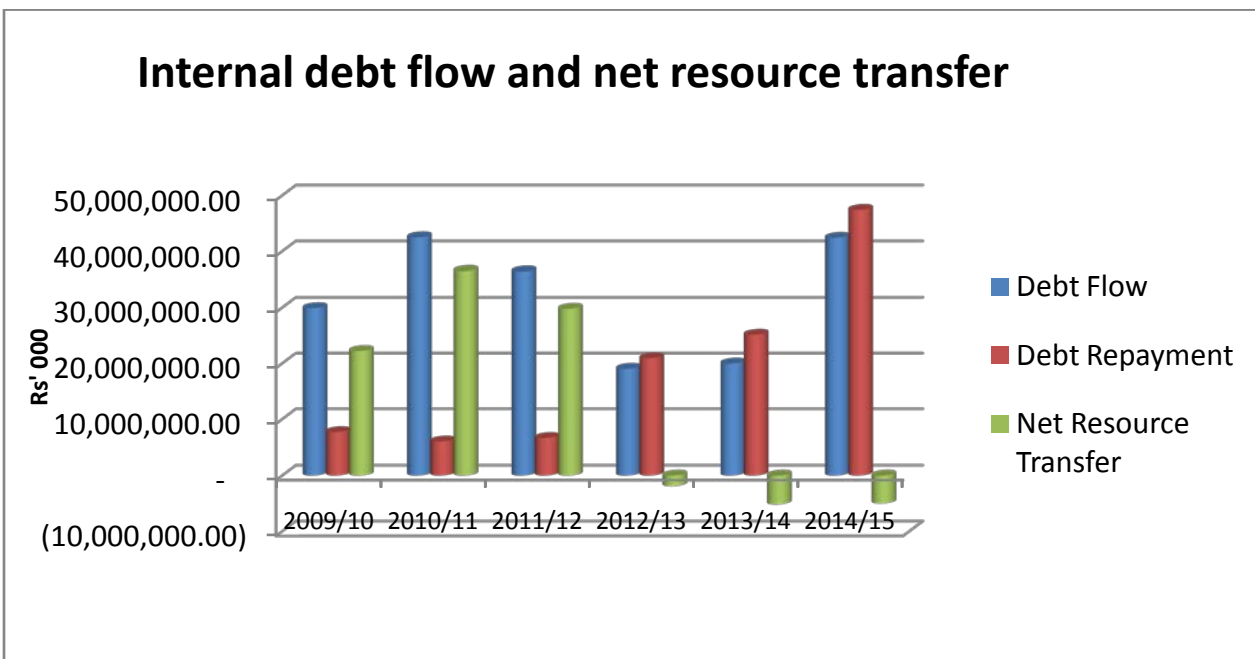
तालिका १४

आन्तरिक ऋण प्राप्ति तथा श्रोत हस्तान्तरण विवरण

रु हजारमा

आर्थिक वर्ष	ऋण प्राप्ति	साँवा भुक्तानी	खुद श्रोत हस्तान्तरण
२०६३/६४	१८९६३३०८	९२१३५४५	९७४९७६३
२०६४/६५	२०४९६४०३	८५१७५२८	११९७८८७५
२०६५/६६	१८४१७०६१	८७३८५८	९७०३२०२
२०६६/६७	२९९१००००	७६८९३०१	२२२२०६९९
२०६७/६८	४२५१५७७५	६००२३९१	३६५१३३८४
२०६८/६९	३६४१८६५१	६६२६८३६	२९७९१८१५
२०६९/७०	१९०४२८५५	२०९४००९२	(१८९७२३७)
२०७०/७१	१९९८२८९५	२५१५२४५१	(५१६९५५६)
२०७१/७२	४२४२३१४५	४७४२९९८५	(५००६८४०)

चार्ट १६
आन्तरिक ऋण प्राप्ति तथा श्रोत हस्तान्तरण



आर्थिक वर्ष २०७१/७२ मा आन्तरिक ऋण प्राप्ति रकम (Domestic Borrowings) रु. ४२ अर्ब ४२ करोड ३१ लाख ४५ हजार रहेको र कुल ऋण साँवा भुक्तानी (Total Domestic Debt Repayment) खर्च रु. ४७ अर्ब ४२ करोड ९९ लाख ८५ हजार साँवा भुक्तानी (Cash Outflows) रहेको छ । फलतः खुद आन्तरिक श्रोत प्रवाह (Net Internal Resource Transfer) रु.५ अर्ब ६८ लाख ४० हजार ऋणात्मक रहेको छ । आन्तरिक ऋण प्राप्तिको प्रवृत्ति हेर्दा मूल्यांकन अवधिको आर्थिक वर्ष २०६७/६८ सम्म आन्तरिक ऋण प्राप्ति बढ्दै गएको र त्यसपछिका आर्थिक वर्ष हरूमा क्रमशः घट्दै गएको देखिन्छ ।

४.३ ऋणपत्रको तुलनात्मक प्रचलित व्याजदर (Comparison of prevailing interest rates)

- आर्थिक वर्ष २०७०/७१ मा विभिन्न सरकारी ऋणपत्रहरुको औसत व्याजदर ०.५४ प्रतिशत रहेकोमा आर्थिक वर्ष २०७१/७२ मा ०.५८ प्रतिशतमा पुगेको छ । आन्तरिक ऋणपत्रहरु मध्ये ट्रेजरी बिलको औसत व्याजदर करीव ०.२९ प्रतिशत रहेको छ भने अन्य ऋणपत्रहरुको औसत व्याजदर ७ प्रतिशत रहेको देखिन्छ । न्यून बजेट पूर्तिका लागि उठाईएको आन्तरिक ऋण अल्पकालीन (Short Term) र मध्यकालीन (Medium Term) गरी दुई प्रकारका रहेका छन् । अल्पकालीन ऋणपत्रमा साधारणतया ट्रेजरी बिल रहेको छ ।
- अल्पकालीन ऋण ट्रेजरी बिलबाट उठाइने गरिएको छ । ट्रेजरी बिलहरु पनि २८ दिने, ९१ दिने, १८२ दिने र ३६४ दिने गरी चार प्रकारका छन् । आन्तरिक ऋणमा उल्लेख्य हिस्सा ओगट्ने ट्रेजरी बिलतर्फ २८ दिने ट्रेजरी बिलमा व्याजदर

०.०१ प्रतिशतको हाराहारी रहेको व्याजदर ३६४ दिने ट्रेजरी बिलमा ०.७६ प्रतिशतको हाराहारी पुगेको छ । ट्रेजरी बिलहरु Rollover हुँदा आर्थिक वर्षको विभिन्न अवधिमा डिस्काउण्ट दरमा ठूलो परिवर्तन आएको पाइन्छ ।

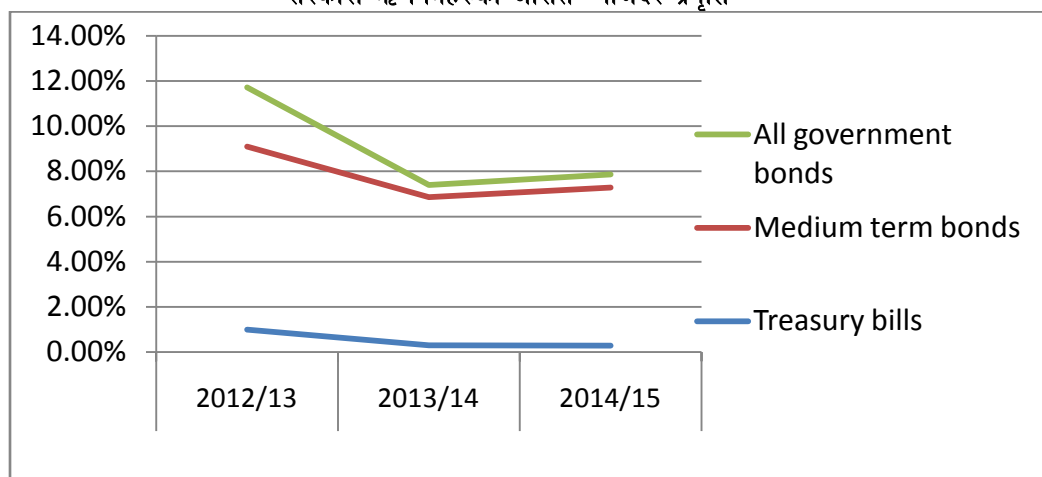
- छोटो अवधिको ऋणपत्र लागतका दृष्टिले मितव्ययी देखिए पनि अन्तर्राष्ट्रिय प्रचलन अनुसार अल्पकालीन भन्दा दीर्घकालीन ऋणपत्र उपयुक्त मानिन्छ ।
- मध्यकालीन ऋणपत्रमा न्यूनतम औसत व्याजदर ३.२३ प्रतिशत देखि अधिकतम औसत ९ प्रतिशत सम्म रहेको देखिन्छ ।

तालिका १५
आन्तरिक ऋणको औसत व्याजदर

	Government bond type	Average interest rate			
		2068/69	2069/70	2070/71	2071/72
		2011/12	2012/13	2013/14	2014/15
1	Treasury Bills-364 days interest based	7.60%	2.94%	2.70%	0.76%
2	Treasury Bills-364 days discount based	7.38%	2.58%	0.74%	0.77%
3	Treasury Bills-182 days discount based	5.55%	1.02%	0.23%	0.34%
4	Treasury Bills-91 days discount based	3.27%	0.44%	0.03%	0.09%
5	Treasury Bills-28 days discount based	1.14%	0.10%	0.01%	0.01%
	Average of Treasury bills	4.44%	1.00%	0.31%	0.29%
6	Rastriya Bachatpatra	6.74%	9.46%	8%	no new issue
7	Nagarik Bachat Patra	7.64%	7.87%	No new issue	8%
8	Development bond	7.41%	7.69%	3.37%	3.23%
9	Special loan	6.00%	7.00%	-	0.00
10	Foreign Employment bond	10.13%	10.36%	9	9%
	Average of Medium term bonds	7.49%	8.10%	6.55%	7.00%
	Average of all government bonds	5.06%	2.61%	0.54%	0.58%

- अल्पकालीन ऋणको व्याजदर आ.व. २०७०/७१ मा ०.३१ प्रतिशत रहेकोमा यस आ.व.मा ०.२९ प्रतिशतमा झरेको देखिन्छ भने मध्यमकालीन ऋणपत्रको व्याजदर आ.व. २०७१/७२ मा ६.५५ प्रतिशत बाट बढेर यस आ.व.मा ७ प्रतिशत पुगेको छ ।

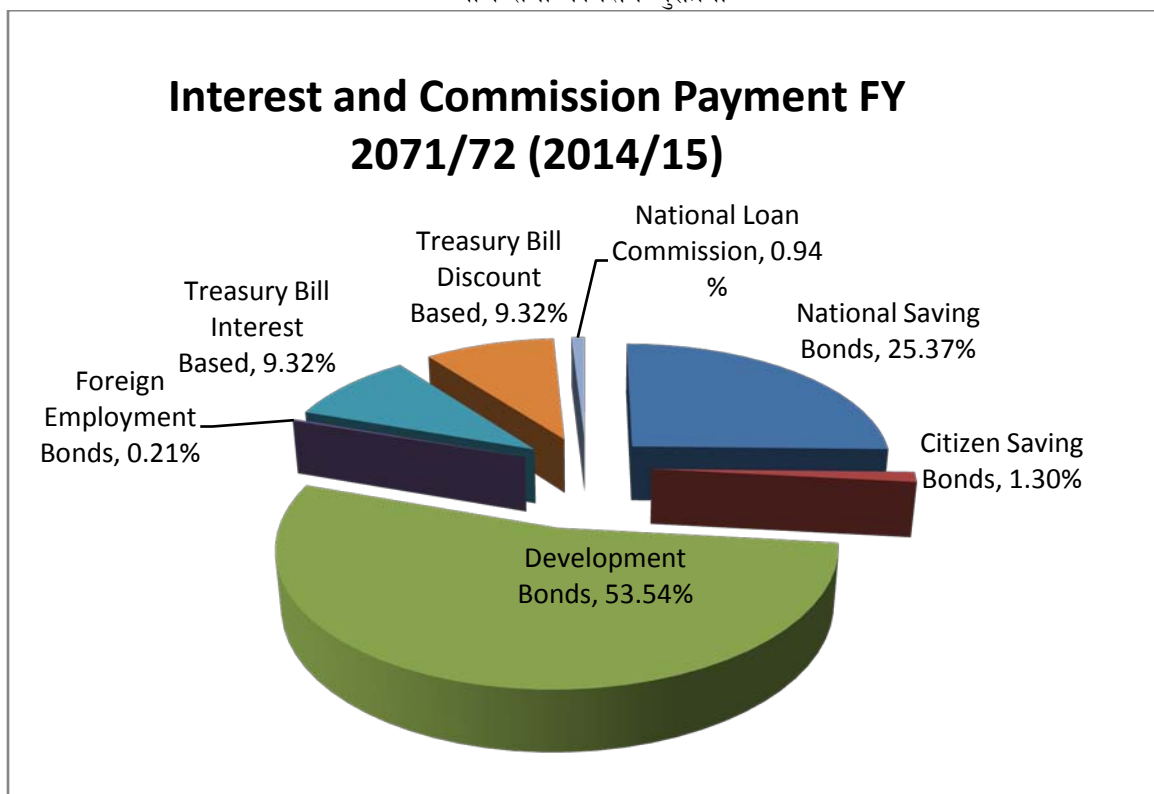
चार्ट १७
सरकारी ऋणपत्रहरुको औसत व्याजदर प्रवृत्ति



- आन्तरिक ऋणतर्फ सरकारी ऋणपत्रहरुको औसत व्याजदर प्रवृत्ति हेर्दा अल्पकालीन ऋणपत्र अर्थात् ट्रेजरी बिलमा अत्यधिक रुपमा व्याजदर घट्दै गएको छ । त्यस्तै मध्यमकालीन ऋणपत्रहरुको व्याजदर आर्थिक वर्ष २०७०/७१ मा घटेको भए पनि यस आर्थिक वर्षमा बढेको देखिन्छ ।

४.४ व्याज तथा कमिशन भुक्तानी (Payment of interest and commission)

चार्ट १८
व्याज तथा कमिशन भुक्तानी



आर्थिक वर्ष २०७१।७२ मा आन्तरिक ऋण तर्फ रु ६ अर्ब २२ करोड ९० लाख २३ हजार व्याज तथा कमिशन भुक्तानी गरियो जसमध्ये सबैभन्दा बढि व्याज ५४ प्रतिशत विकास ऋणपत्रको लागि भुक्तानी भएको छ । त्यसपछि २५ प्रतिशत राष्ट्रिय बचत पत्रमा र १९ प्रतिशत ट्रेजरी बिलको लागि भुक्तानी गरिएको छ, यस आर्थिक वर्षमा ट्रेजरी बिलको व्याजदर अत्यधिक न्यून रहन गएको हुँदा व्याज भुक्तानी समेत केही घट्न पुगेको छ । अन्य ऋणपत्रहरु मध्ये राष्ट्रिय ऋण कमिशनमा १ प्रतिशत, नागरिक बचत पत्रमा १ दशमलव ३० प्रतिशत र वैदेशिक रोजगार बचतपत्रमा ० दशमलव २१ प्रतिशत व्याज भुक्तानी गरिएको छ ।

४.५ आन्तरिक ऋण लक्ष्य र प्राप्ति प्रवृत्ति (Budgeted and actual receipt trend of internal debt)

विगत १३ आर्थिक वर्षमा आन्तरिक ऋण प्राप्तिको प्रवृत्ति हेर्दा आर्थिक वर्ष २०५९।६०, २०६२।६३, २०६३।६४ र २०६७।६८ मा लक्ष्य भन्दा बढी आन्तरिक ऋण उठाइएको देखिन्छ भने आर्थिक वर्ष २०६०।६१, २०६१।६६, २०६६।६७, २०६८।६९, २०६९।७० र २०७०।७१ मा लक्ष्य भन्दा कम आन्तरिक ऋण उठाइएको देखिन्छ ।

तालिका १६

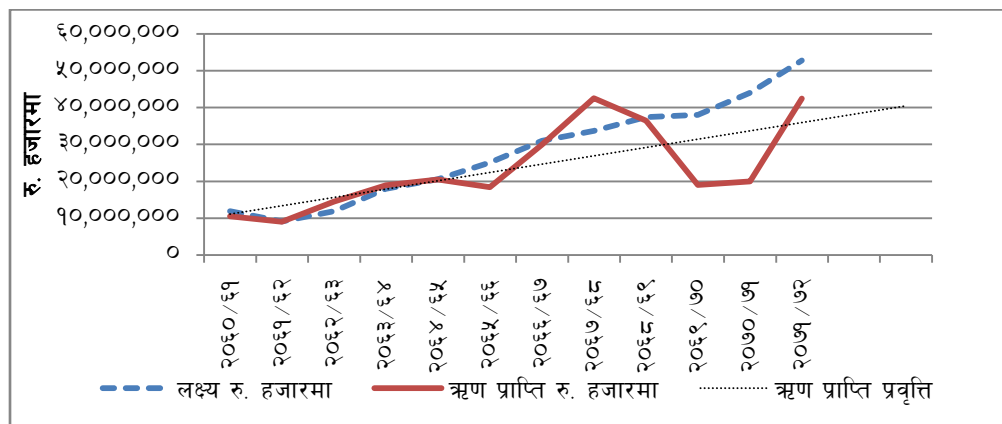
बजेटमा प्रस्तुत आन्तरिक ऋण लक्ष्य र प्राप्ति

आर्थिक वर्ष/विवरण	लक्ष्य रु. हजारमा	ऋण प्राप्ति रु. हजारमा	प्राप्ति/लक्ष्य प्रतिशत
२०५१/६०	१२,०००,०००	१५,२४१,११९	१२७
२०६०/६१	११,८४०,०००	१०,५३०,२६४	८९
२०६१/६२	९,०६०,०००	९,०३२,३१३	१००
२०६२/६३	११,८५०,०००	१४,४७२,९४४	१२२
२०६३/६४	१७,९००,०००	१८,९६३,३०८	१०६
२०६४/६५	२०,५००,०००	२०,४९६,४०३	१००
२०६५/६६	२५,०००,०००	१८,४१७,०६१	७४
२०६६/६७	३०,९१०,०००	२९,९१०,०००	९७
२०६७/६८	३३,६८०,०००	४२,५१५,७७५	१२६
२०६८/६९	३७,४१०,०००	३६,४१८,६५१	९७
२०६९/७०	३८,०००,०००	१९,०४२,८५५	५०
२०७०/७१	४४,०००,०००	१९,९८२,८९५	४५
२०७१/७२	५२,७५०,०००	४२,४२३,१४५	८०

विगत १३ वर्षको तथ्यांक हेर्दा लक्ष्य अनुरूप सबैभन्दा कम प्राप्ति आर्थिक वर्ष २०७०/७१ मा ४५ प्रतिशत अर्थात् रु. १९ अर्ब ९८ करोड २८ लाख ९५ हजार रहेको र सबैभन्दा बढी प्राप्ति आर्थिक वर्ष २०५१/६० मा १२७ प्रतिशत अर्थात् रु. १५ अर्ब २४ करोड ११ लाख १९ हजार रहेको देखिन्छ । आर्थिक वर्ष २०६१/६२ र २०६४/६५ मा लक्ष्यकै हाराहारी आन्तरिक ऋण उठाइएको देखिन्छ ।

चार्ट नं. १९

बजेटमा प्रस्तुत आन्तरिक ऋण लक्ष्य र प्राप्ति प्रवृत्ति



विगत १३ वर्षमा आन्तरिक ऋण प्राप्ति लक्ष्य भन्दा घटवढ भइरहेको देखिन्छ । समग्रमा आन्तरिक ऋण प्राप्ति प्रवृत्ति विगत १३ वर्षमा बढिरहेको देखिए पनि आर्थिक वर्ष २०६९/७० र २०७०/७१ मा लक्ष्यको आधा वा सो भन्दा कम आन्तरिक ऋण उठ्नुमा समयमा बजेट अनुरूप संचितकोषमा जम्मा भएको रकम खर्च हुन नसक्नु मुख्य रूपमा जिम्मेवार देखिन्छ ।

४.६ अन्तर्राष्ट्रिय मुद्रा कोष मूल्यांकन समायोजन (IMF Valuation Adjustment)

ब्रेटन वुड्स सम्झौता बमोजिम नेपाललाई अन्तर्राष्ट्रिय द्रव्य कोष र अन्तर्राष्ट्रिय पुनर्निर्माण एवं विकास बैङ्कको सदस्यता प्रदान भए पछि IMF कोषमा नेपालको कोटा र शेयरमा हुने वृद्धि, समायोजन वा नेपाल सरकारको तर्फबाट समय समयमा सो कोष र बैङ्कलाई भुक्तानी गर्नु पर्ने रकमहरू नेपाल सरकारको सञ्चित कोषबाट भुक्तानी गर्ने अधिकार अर्थ मन्त्रीलाई हुने कानूनी प्रावधान रहेको छ । उक्त प्रावधान अनुसार IMF कोषमा नेपालको कोटा अनुरूपको रकम IMF को खातामा

नेपाली रुपैयाँमा रहने गर्दछ । हरेक वर्ष अप्रिल ३० का दिन IMF ले एस.डि.आर. र नेपाली रुपैयाँको मूल्याङ्कन गर्ने गर्दछ । यसरी मूल्याङ्कन गर्दा रु. १ वरावर अधिल्लो वर्ष भन्दा वढी एस.डि.आर भएमा IMF बाट वढी भएको रकम नेपाललाई फिर्ता हुन्छ भने कम हुन गएमा कोटा अनुरूप कम भएको रकम नेपालले तिर्नुपर्ने हुन्छ । यसरी नेपालले IMF कोषमा तिर्नुपर्ने रकम नगदै वा नेपाल राष्ट्र बैंकको नाममा (In Favour of NRB) माननीय अर्थमन्त्रीज्यूले Promissory Note जारी (Issue) गरिदिने व्यवस्था छ ।

आर्थिक वर्ष २०६९।७० को अप्रिल ३०, २०१३ मा भएको IMF Valuation Adjustment बापत नगद रु.१ अर्ब १५ करोड ५ लाख २० हजार ६ सय १४ रुपियाँ पैसा ९९ मात्र र यस आर्थिक वर्षमा १ अर्ब ३३ करोड १३ लाख ७९ हजार ९ सय २५ रुपियाँ र पैसा ६५ मात्र गरी जम्मा रु. २ अर्ब ४८ करोड १९ लाख ५ सय ४० रुपियाँ र पैसा ६४ मात्र रकम नेपाल राष्ट्र बैंक मार्फत अन्तराष्ट्रिय मुद्रा कोषलाई भुक्तानी गरिएको छ ।

IMF Valuation Adjustment बापत नेपाल सरकारबाट अन्तराष्ट्रिय मुद्रा कोषलाई तिर्नुपर्ने रकमका लागि ब्रेटन वुड्स सम्झौता ऐन, २०१८ अनुरूप नेपाल राष्ट्र बैंकको नाममा जारी ऋणपत्रहरुको कूल रकम २०७० आषाढ महिना सम्म रु. ४ अर्ब ८७ करोड १० लाख ५१ हजार रहेको र सो रकममा आर्थिक वर्ष २०७१।७२ मा कुनै परिवर्तन आएको छैन ।

४.७ ऋणपत्रको स्वामित्व अवस्था अन्तराष्ट्रिय मुद्रा कोष समायोजन बाहेक (Ownership Structure Of Government Securities excluding IMF Value Adjustment)

तालिका १७

ऋणपत्रको स्वामित्व अवस्था (रु. लाखमा)

स्वामित्व	ट्रेजरी वील	विकास ऋणपत्र	राष्ट्रिय बचत पत्र	नागरिक ब.प.	बैदेशिक रोजगार ऋण पत्र	जम्मा	प्रतिशत
नेपाल राष्ट्र बैंक	१७९,६८९.३२		२१३.७०	५०७६.०७	०.१५	१८४,९७९.२४	९.४०
वाणिज्य बैंकहरु	१,००७,२९१.५०	३५६,३३९.२५				१,३६३,६३०.७५	६९.३०
विकास बैंकहरु	९,०६९.५०	२१,८०८.७५				३०,८७८.२५	१.५७
वित्तीय संस्थाहरु	२,५३०.७५	२७,९३८.७५				३०,४६९.५०	१.५५
कर्मचारी संचय कोष		८३६८५.७५				८३,६८५.७५	४.२५
नागरिक लगानी कोष		५०००				५,०००.००	०.२५
बीमा कम्पनीहरु		५३४१७				५३,४१७.००	२.७१
नेपाल टेलीकम		५०७०.७५				५,०७०.७५	०.२६
निवृत्तभरण कोष र अन्य		१६३१९.७५				१६,३१९.७५	०.८३
सर्वसाधारण		३१	१६,४८८.५५	२५,४४०.७९	२१५०	४४,११०.४४	२.२४
बजार निर्माता				४४.९०		४४.९०	०.००
राष्ट्र बैंक विकास कोष		२८६.७५				२८६.७५	०.०१
अन्य		८०२.२५	१४९१६३			१४९,९६४.८०	७.६२
जम्मा	१,१९८,५८१.०७	५७०,७००.००	१६५,८६४.८०	३०,५६१.७६	२१५०	१,९६७,८५७.८८	१००.००

श्रोत: ने.रा.बैंक

सरकारी ऋणपत्रहरुको अधिकांश स्वामित्व वाणिज्य बैंकहरुमा निहित रहेको देखिन्छ । वाणिज्य बैंकहरुको स्वामित्वमा ६९ प्रतिशत भन्दा वढी र सर्व साधारणको स्वामित्वमा १ प्रतिशत ऋणपत्रहरु रहनुले सरकारी ऋणपत्रहरु सर्वसाधारणको पहुँच भन्दा निकै टाढा रहेको अवस्था देखिन्छ ।

५. नयाँ आयामहरू (Recent Initiatives)

- नेपाल सरकारको सार्वजनिक ऋण व्यवस्थापन सम्बन्धि सम्पूर्ण कार्य सम्पादन गर्ने गरी सार्वजनिक ऋण व्यवस्थापन कार्यालय (Public Debt Management Office) को कार्य गर्ने गरी अर्थ मन्त्रालयमा सार्वजनिक ऋण व्यवस्थापन महाशाखा स्थापनाको गृहकार्य शुरु भएको छ ।
- अर्थ मन्त्रालय अन्तर्गत संचालित Capital Market and Infrastructure Capacity Support Project बाट नेपाल सरकारको सार्वजनिक ऋण व्यवस्थापन सम्बन्धी सम्पूर्ण हिसाब अभिलेख र प्रतिवेदनहरूको डाटाबेसलाई अन्तर्राष्ट्रिय स्तरको बनाउने तर्फ अन्तर्राष्ट्रिय स्तरको सफ्टवेयर खरीद गर्ने गृहकार्य भइरहेको छ ।
- आन्तरिक तथा बाह्य ऋणको अभिलेख, लेखाङ्कन, प्रतिवेदन, प्रक्षेपण आदि प्रयोजनका लागि हाल भएको सफ्टवेयरमा सुधार गरी Local Software विकासको कार्य पूरा भई परीक्षणको क्रममा रहेको छ ।
- आर्थिक वर्ष २०७९/८० देखि नेपाल सरकारको त्रैमासिक ऋण स्थिति (Quarterly Debt Position of Government of Nepal) त्रैमासिक अवधि भुक्तान भएको एक महिनाभित्र वेबसाइटमा प्रकाशन गर्न शुरुवात गरिएको छ । गत आर्थिक वर्ष देखि सार्वजनिक ऋणको वार्षिक प्रतिवेदनलाई वेबसाइटमा राखी सार्वजनिक गर्ने नीतिलाई निरन्तरता दिइएको छ ।
- Debt Management मा कार्यरत मानव स्रोत अन्तर्राष्ट्रिय मापदण्ड अनुसार Debt Management गर्न सक्ने गरी क्षमता विकास गराउनु पर्ने देखिएकोले राष्ट्रिय तथा अन्तर्राष्ट्रिय तालिम तथा अध्ययनको अवसर दिलाउने नीति लिइएको छ ।

६. सुधार गर्नुपर्ने विषयहरू (Areas to improve)

- अर्थ मन्त्रालय, महालेखा नियन्त्रक कार्यालय र नेपाल राष्ट्र बैंक बीच प्रभावकारी समन्वय कायम गरी आन्तरिक ऋणको भुक्तानी गर्दा र ऋण उठाउँदा नेपाल सरकारको संचित कोषमा रहेको नगद मौज्जातको अवस्था अनुरूप प्रतिस्पर्धात्मक लाभ प्राप्त हुने गरी ऋण उठाउने व्यवस्था कायम हुनुपर्ने देखिन्छ ।
- नेपालमा सार्वजनिक ऋण व्यवस्थापनका कार्यहरू अर्थ मन्त्रालय, महालेखा नियन्त्रक कार्यालय र नेपाल राष्ट्र बैंकबाट छुट्टाछुट्टै रूपमा संचालन भइरहेको अवस्था छ । त्यस्तै सार्वजनिक ऋणको उपादेयता, प्रभाव, जोखिम आदिको विश्लेषणात्मक पक्ष कमजोर रहेको देखिन्छ । यस परिप्रेक्ष्यमा सार्वजनिक ऋण (आन्तरिक तथा बाह्य) उठाउने, ऋणको अल्पकालीन तथा दीर्घकालीन प्रभाव, राष्ट्रिय आवश्यकता, प्रशोचन क्षमता (Absorption Capacity), वैदेशिक ऋणका सम्बन्धमा दातृ पक्षका शर्तहरू आदि विविध पक्षको प्रभावकारी विश्लेषण गरी ऋणको लागत तथा जोखिमलाई सम्भव भएसम्म न्यूनतम तुल्याउने, प्राथमिकता प्राप्त क्षेत्रमा लगानी गर्ने र ऋणको अभिलेख, लेखाङ्कन तथा प्रतिवेदन प्रणालीलाई व्यवस्थित, वैज्ञानिक, पारदर्शी तुल्याउने व्यवस्था गर्नु आवश्यक देखिन्छ । मितव्ययिताको दृष्टिकोणले अल्पकालीन ऋण उपयुक्त देखिएपनि सोमा रहेको जोखिम पक्षको विचार गरी दीर्घकालीन र अल्पकालीन ऋणको उपयुक्त सन्तुलन मिलाउनु आवश्यक छ ।

- सार्वजनिक ऋण अभिलेख तथा प्रतिवेदनलाई प्रभावकारी तुल्याउन CSDRMS वा DMFAS जस्ता अन्तर्राष्ट्रिय स्तरको सफ्टवेयर जडान गरी संचालन गर्नु अत्यन्त जरुरी छ ।
- सार्वजनिक ऋणको प्रभावकारी व्यवस्थापनका लागि मानव स्रोत विकास र Replacement plan को व्यवस्था गर्नु आवश्यक छ ।
- सार्वजनिक ऋण व्यवस्थापन सम्बन्धी राष्ट्रिय तथा अन्तर्राष्ट्रिय तालिम गोष्ठी, सेमिनारहरुमा सम्बन्धित क्षेत्रमा काम गरिरहेका कर्मचारीहरुलाई सहभागी गराउनेतर्फ थप पहल हुनुपर्ने देखिन्छ । साथै ऋणसँग सम्बन्धित विषय प्राविधिक किसिमको र सीमित क्षेत्रमा मात्र आवश्यक हुने हुँदा यस्ता तालिमहरु राज्यले आफैँले मात्र सञ्चालन गर्नु भन्दा अन्तर्राष्ट्रिय तालिममा सहभागिता बढाउने नीति लिनु उपयुक्त हुने देखिन्छ ।

Annexes



नेपाल सरकार
अर्थ मन्त्रालय

महालेखा नियन्त्रक कार्यालय
कोष तथा लेखा नियन्त्रक कार्यालय काठमाण्डौ
(समन्वय कार्यालय), बबरमहल

प.सं. : २०७२।७३

च.नं. : ३०८

मिति : २०७२।०५।२७

विषय : आन्तरिक लेखापरीक्षण प्रतिवेदन सम्वन्धमा ।

श्री महालेखा नियन्त्रक कार्यालय
अनामनगर, काठमाण्डौ

उपरोक्त विषयमा तहाँको आर्थिक वर्ष २०७१/७२ को आन्तरिक तथा बाह्य ऋण तर्फको तर्फको आन्तरिक लेखा परीक्षण सम्पन्न गरी प्रतिवेदन यसै साथ संलग्न राखी पठाएको व्यहोरा अनुरोध छ । आन्तरिक लेखापरीक्षणबाट औल्याइएका वेरुजुहरु महालेखा परीक्षकको कार्यालयबाट अन्तिम लेखापरीक्षण हुन अगावै फछ्यौट गरी श्रेस्ता दुरुस्त राख्नु हुन अनुरोध छ ।

बोधार्थ :

श्री महालेखा परीक्षकको कार्यालय, बबरमहल, काठमाण्डौ : आ.ले.प. प्रतिवेदन १ प्रति यसै पत्र साथ संलग्न राखी पठाएको व्यहोरा अनुरोध छ ।			
श्री अर्थ मन्त्रालय, सिंहदरवार, काठमाण्डौ	"	"	"
श्री महालेखा नियन्त्रक कार्यालय, तथ्यांक शाखा, अनामनगर, काठमाण्डौ :	"	"	"
श्री महालेखा नियन्त्रक कार्यालय, आ.ले.प. शाखा, अनामनगर, काठमाण्डौ	"	"	"

कोष नियन्त्रक

कोष तथा लेखा नियन्त्रक कार्यालय
समन्वय कार्यालय, काठमाण्डौ
आन्तरिक लेखा परीक्षण प्रतिवेदन

आर्थिक वर्ष : २०७१/०७२ को २०७१ श्रावण महिना देखि २०७२ आसाढ सम्मको आ.ले.प. प्रतिवेदन

कोष तथा लेखा नियन्त्रक कार्यालय,
काठमाण्डौ

१. मन्त्रालय/विभाग/कार्यालयको नाम : महालेखा
नियन्त्रक कार्यालय, ऋण शाखा

२. बजेट उपशीर्षक नं. : विभिन्न

३. कार्यालयको उद्देश्य :
क) ठीक समयमा नेपाल सरकारको ऋण दायित्वको साँवा,
व्याज भुक्तानी गरी ऋण अभिलेख दुरुस्त राख्ने

४. वार्षिक बजेट :
क) नेपाल सरकार :

	आन्तरिक ऋण	वाह्य ऋण	अन्तर्राष्ट्रिय मुद्रा कोष मूल्याङ्कन समायोजन	जम्मा रु.
साँवा	४७,४३४,९००,०००.००	१८,३२८,५६९,०००.००	०.००	६५,७६३,४६९,०००.००
व्याज	६,२२९,६४२,०००.००	४,०९३,०५४,०००.००	०.००	१०,३२२,६९६,०००.००
अन्य	०.००	०.००	१,३३९,३७९,९२६.००	१,३३९,३७९,९२६.००
जम्मा	५३,६६४,५४२,०००.००	२२,४२१,६२३,०००.००	१,३३९,३७९,९२६.००	७७,४२४,५४५,९२६.००

ख) वैदेशिक श्रोत : ०.००	
५. प्रमुख क्रियाकलापहरु :	
क) आन्तरिक तथा वाह्य ऋणको साँवा, व्याज, कमिशन आदि भुक्तानी ।	<div data-bbox="406 1276 662 1444"> </div>
ख) आन्तरिक तथा वाह्य ऋण प्राप्ति, भुक्तानीको अभिलेख दुरुस्त गर्ने ।	
ग) नेपाल सरकारको ऋण सम्वन्धी प्रतिवेदन तयार गर्ने ।	
७. कार्यालय प्रमुखको नाम : रमेशप्रसाद शिवाकोटी	
९ लेखा प्रमुखको नाम : मुनकुमार के.सी./सीता पुन श्रीस	
१०. परीक्षण गरिएको मिति : विभिन्न मिति	

ख) वैदेशिक श्रोत : ०.००

६. प्रतिवेदन अवधिसम्मको निकासः

	आन्तरिक ऋण	वाह्य ऋण	अन्तर्राष्ट्रिय मुद्रा कोष मूल्याङ्कन समायोजन	जम्मा रु.
साँवा	४७,४२९,९८५,२२०.०१	१७,०२७,८६८,३६९.९४	०.००	६४,४५७,८५३,५८९.९५
व्याज	६,२२९,०२३,१८४.२१	३,०३४,१७५,१८७.६१	०.००	९,२६३,१९८,३७१.८२
अन्य	०.००	०.००	१,३३१,३७९,९२५.६५	१,३३१,३७९,९२५.६५
जम्मा	५३,६५९,००८,४०४.२२	२०,०६२,०४३,५४४.५५	१,३३१,३७९,९२५.६५	७५,०५२,४३१,८८७.४२

८. प्रतिवेदन अवधि सम्मको खर्च : :

	आन्तरिक ऋण	वाह्य ऋण	अन्तर्राष्ट्रिय मुद्रा कोष मूल्याङ्कन समायोजन	जम्मा रु.
साँवा	४७,४२९,९८५,२२०.०१	१७,०२७,८६८,३६९.९४	०.००	६४,४५७,८५३,५८९.९५
व्याज	६,२२९,०२३,१८४.२१	३,०३४,१७५,१८७.६१	०.००	९,२६३,१९८,३७१.८२
अन्य	०.००	०.००	१,३३१,३७९,९२५.६५	१,३३१,३७९,९२५.६५
जम्मा	५३,६५९,००८,४०४.२२	२०,०६२,०४३,५४४.५५	१,३३१,३७९,९२५.६५	७५,०५२,४३१,८८७.४२

११. परीक्षण गरिएका सेस्ताहरू (चिन्ह लगाउने)

क) गोथरा भौचर तथा संलग्न बीलहरू, बैंक नगदी किताब, बजेट सीट र खर्चको फाँटवारी

ख) सहायक खाताहरू

ग) खरिद सम्बन्धी निर्णय फाईलहरू

घ) भुक्तानी आदेशहरू

ङ) अन्य केही भए खुलाउने

१२. सम्बन्धित ऐन, नियम, निर्देशिका र कार्यविधि

क)



ख)

ग)

१३. परीक्षणबाट देखिएका व्यहोराहरू :

सि.नं.	गो.भौ.नं.	मिति	सेस्ता परीक्षणबाट देखिएको व्यहोरा (बेरजु)	बेरजु हुने कानुनी आधार	नियमित गर्नुपर्ने	असुल गर्नुपर्ने	पेशकी बांकी
			वेरजु नदेखिएको				

१४. विगत अवधिमा भएको आन्तरिक लेखापरीक्षणबाट दिएका सुझाव कार्यान्वयन/सुझाव/फछ्यौटको अवस्था :

आ.ले.प. गर्नेको नाम :	सुपरभिजन गर्नेको नाम :	प्रमाणित गर्नेको नाम : चतुर्भुज सवाली
पद : लेखापाल		पद : कोष नियन्त्रक	पद : प्रमुख कोष नियन्त्रक
दस्तखत :		दस्तखत : 	दस्तखत : 

प्रमुख कोष नियन्त्रक

महालेखा नियन्त्रक कार्यालय
अनामनगर, काठमाडौं

आयोजनाको नाम:	अन्तर्राष्ट्रिय मुद्रा कोष भ्याल् एड्जस्टमेन्ट भुक्तानी
---------------	---

रकम नं.	विवरण	वार्षिक बजेट	पूरकवाट		रकमान्तर		निकासी	खर्च	वाकी	
			धप	घट	धप	घट			नगद	बजेट
३१२२१	वैदेशिक शेरार लगानी	१३३१३७९९२६.००			०.००	०.००	१३३१३७९९२५.६५	१३३१३७९९२५.६५	०.००	०.३५
	जम्मा	१३३१३७९९२६.००			०.००	०.००	१३३१३७९९२५.६५	१३३१३७९९२५.६५	०.००	०.३५

0.00

नेपाल सरकार
अर्थ मन्त्रालय

महालेखा नियन्त्रक कार्यालय
अनामनगर, काठमाडौं


वार्षिक आर्थिक विवरण
आन्तरिक ऋणको व्याज भुक्तानी

कोष तथा लेखा विवरण कार्यालय, काठमाडौं

अर्थिक वर्ष ०८१६२

आर्थिक वर्ष- २०७१/७२

प्रमुख कार्य



वर्ष	वर्षिक वजेट	विवरण	पूरकवाट		रकमान्तर		जम्मा	वजेट	निकास	खर्च	वांकी	
			थप	घट	थप	घट					नगद	वजेट
५०२००१३	१,९४४,१९८,०००.००	राष्ट्रिय वचनपत्र-आन्तरिक ऋण	६,५००,०००.००	२७६,०००,०००.००	२७६,०००,०००.००	२७६,०००,०००.००	१,९४४,१९८,०००.००	१,९४४,१९८,०००.००	१,९४४,१९८,०००.००	१,९४४,१९८,०००.००	०.००	३,४१,९१८.३३
५०२००२३	४,३७९,९१०,०००.००	विकास ऋणपत्र-आन्तरिक ऋण	०.००	०.००	०.००	०.००	४,३७९,९१०,०००.००	४,३७९,९१०,०००.००	४,३७९,९१०,०००.००	४,३७९,९१०,०००.००	०.००	२७,०००.००
५०२००४३	०.००	विशेष ऋणपत्र-आन्तरिक ऋण	०.००	०.००	०.००	०.००	०.००	०.००	०.००	०.००	०.००	०.००
५०२००५३	१,०१,८४८,०००.००	पञ्जीस वर्षे वण्ड	०.००	०.००	०.००	०.००	१,०१,८४८,०००.००	१,०१,८४८,०००.००	१,०१,८४८,०००.००	१,०१,८४८,०००.००	०.००	०.००
५०२००६३	८१,६८६,०००.००	राष्ट्रिय ऋण कमिशन-आन्तरिक	५,५००,०००.००	२८,५००,०००.००	२८,५००,०००.००	२८,५००,०००.००	५,५००,०००.००	५,५००,०००.००	५,५००,०००.००	५,५००,०००.००	०.००	२५,३७६.६८
५०२००८३	१२,०००,०००,०००.००	ट्रेजरी बिल-आन्तरिक ऋणको	०.००	०.००	०.००	०.००	१२,०००,०००,०००.००	१२,०००,०००,०००.००	१२,०००,०००,०००.००	१२,०००,०००,०००.००	०.००	२२२,५२०.७८
५०२०१०३	०.००	विशेष विकास ऋणपत्र	०.००	०.००	०.००	०.००	०.००	०.००	०.००	०.००	०.००	०.००
	१८,५०६,६४२,०००.००	जम्मा	१२,०००,०००.००	१२,२९०,०००,०००.००	१२,२९०,०००,०००.००	१२,२९०,०००,०००.००	१८,५०६,६४२,०००.००	१८,५०६,६४२,०००.००	१८,५०६,६४२,०००.००	१८,५०६,६४२,०००.००	०.००	६१८,८१५.७९

बैंक मौज्जातको अवस्था

श्रेस्ता अनुसार बांकी: ०.००

बैंक मौज्जात: ०.००

बैंकको नाम : नेपाल राष्ट्र बैंक

बैंक खाता नं. : एकल कोष खाता

भुक्तानी हुन बांकी चेक रकम

पेशकी बांकी विवरण

गत आ.व.सम्मको: ०.००

चालु आ.व. को: ०.००

लेखा अधिकृत

उप-महालेखा नियन्त्रक

सह-महालेखा नियन्त्रक

महालेखा नियन्त्रक कार्यालय
अनामनगर, काठमाडौं

वार्षिक आर्थिक विवरण
वैदेशिक ऋणको व्याज भुक्तानी

महोप. फा. नं. १७

२०७१/७२

आर्थिक वर्ष-

वजेट शीर्षक नं.	रकम नं.	विवरण	वार्षिक वजेट	रकमान्तर		पुरकवाट	वार्षिक वजेट	जम्मा वजेट	निकास	खर्च	नगद	बाँकी
				थप	घट	थप	घट					
५०३००१३	२४१११	ए.डि.वि.-वैदेशिक ऋणक	२,१८९,५४४,०००.००	०.००	५२,०००,०००.००		५,४७७,५४४,०००.००	१,३५९,२०५,०५५.८७	१,३५९,२०५,०५५.८७	१,३५९,२०५,०५५.८७	१,३५९,२०५,०५५.८७	१,३५९,२०५,०५५.८७
५०३००२३	२४१११	आइ.डि.ए.-वैदेशिक ऋण	१,६४२,४६५,०००.००	०.००	७,०००,०००.००		१,६४९,४६५,०००.००	१,०८१,५२२,१२७.८७	१,०८१,५२२,१२७.८७	१,०८१,५२२,१२७.८७	१,०८१,५२२,१२७.८७	१,०८१,५२२,१२७.८७
५०३००३३	२४१११	ओपेक-वैदेशिक ऋणको	५,१२५,०००.००	०.००	०.००		५,१२५,०००.००	५,१२५,०००.००	५,१२५,०००.००	५,१२५,०००.००	५,१२५,०००.००	५,१२५,०००.००
५०३००४३	२४१११	इ.ड.सी.-वैदेशिक ऋणको	४,६६३,०००.००	०.००	०.००		४,६६३,०००.००	४,६६३,०००.००	४,६६३,०००.००	४,६६३,०००.००	४,६६३,०००.००	४,६६३,०००.००
५०३००५३	२४१११	आइफाड-वैदेशिक ऋणक	१०६,६९९,०००.००	०.००	०.००		१०६,६९९,०००.००	१०६,६९९,०००.००	१०६,६९९,०००.००	१०६,६९९,०००.००	१०६,६९९,०००.००	१०६,६९९,०००.००
५०३००६३	२४१११	एन.डि.एफ.-वैदेशिक ऋण	४६,५१८,०००.००	०.००	०.००		४६,५१८,०००.००	४६,५१८,०००.००	४६,५१८,०००.००	४६,५१८,०००.००	४६,५१८,०००.००	४६,५१८,०००.००
		जम्मा	४,०६१,०२४,०००.००	०.००	५१,०००,०००.००		४,११२,०२४,०००.००	३,३४२,०२४,०००.००	३,३४२,०२४,०००.००	३,३४२,०२४,०००.००	३,३४२,०२४,०००.००	३,३४२,०२४,०००.००
५०४००२३	२४१११	जापान -१९८७ सम्म	४४,२४९,०००.००	०.००	०.००		४४,२४९,०००.००	४४,२४९,०००.००	४४,२४९,०००.००	४४,२४९,०००.००	४४,२४९,०००.००	४४,२४९,०००.००
५०४००३३	२४१११	जापान -१९८८ देखिको-	१८०,८८८,०००.००	०.००	०.००		१८०,८८८,०००.००	१८०,८८८,०००.००	१८०,८८८,०००.००	१८०,८८८,०००.००	१८०,८८८,०००.००	१८०,८८८,०००.००
५०४००४३	२४१११	कुवेती-वैदेशिक ऋणको	८,०१०,०००.००	०.००	०.००		८,०१०,०००.००	८,०१०,०००.००	८,०१०,०००.००	८,०१०,०००.००	८,०१०,०००.००	८,०१०,०००.००
५०४००५३	२४१११	साउदीकोष-वैदेशिक ऋण	८,५४३,०००.००	०.००	०.००		८,५४३,०००.००	८,५४३,०००.००	८,५४३,०००.००	८,५४३,०००.००	८,५४३,०००.००	८,५४३,०००.००
५०४००६३	२४१११	फ्रान्स-वैदेशिक ऋणको	२२,७०३,०००.००	०.००	०.००		२२,७०३,०००.००	२२,७०३,०००.००	२२,७०३,०००.००	२२,७०३,०००.००	२२,७०३,०००.००	२२,७०३,०००.००
५०४००७३	२४१११	रसी ऋण-वैदेशिक ऋण	४१,८७७,०००.००	०.००	४१,८७७,०००.००		४१,८७७,०००.००	४१,८७७,०००.००	४१,८७७,०००.००	४१,८७७,०००.००	४१,८७७,०००.००	४१,८७७,०००.००
५०४००९३	२४१११	थप व्यवस्था	४७,६९७,०००.००	०.००	०.००		४७,६९७,०००.००	४७,६९७,०००.००	४७,६९७,०००.००	४७,६९७,०००.००	४७,६९७,०००.००	४७,६९७,०००.००
		जम्मा	७८५,९०७,०००.००	०.००	०.००		७८५,९०७,०००.००	७८५,९०७,०००.००	७८५,९०७,०००.००	७८५,९०७,०००.००	७८५,९०७,०००.००	७८५,९०७,०००.००
		कुल जम्मा	४,८४७,९३१,०००.००	०.००	५६,०८७,०००.००		४,९०४,०१८,०००.००	४,९०४,०१८,०००.००	४,९०४,०१८,०००.००	४,९०४,०१८,०००.००	४,९०४,०१८,०००.००	४,९०४,०१८,०००.००

बैंक मौज्जातको अवस्था

बैंक मौज्जात: ०.००
बैंक खाता नं. : एकल कोष खाता

पेशकी बाँकी विवरण

गत आ.व.सम्मको: ०.००
चालु आ.व. को: ०.००

श्रेष्ठा अनुसार बाँकी: ०.००

बैंक अनुसार बाँकी: ०.००

बैंकको नाम : नेपाल राष्ट्र बैंक

भुक्तानी हुन बाँकी चेक रकम :

अधिकृत

उप-महालेखा नियन्त्रक

सह-महालेखा नियन्त्रक

नेपाल सरकार
अर्थ मन्त्रालय

महालेखा नियन्त्रक कार्यालय अनामनगर, काठमाडौं

कोष तथा लेखा विभागको कार्यालय, काठमाडौं
समाप्त वर्षको लेखा विवरण प्रमाणित गर्दा
अर्थ मन्त्रालयको आदेश नं. ०७१/२०७१/७२

वार्षिक आर्थिक विवरण आन्तरिक ऋणको सांवा भुक्तानी

आर्थिक वर्ष- २०७१/७२
म.ले.प.फा.नं. १७

वर्ष नं.	वर्ष नं.	विवरण	पूरकबाट		रकमान्तर		वार्षिक बजेट	जम्मा बजेट		निकास	खर्च	वांकी	
			थप	घट	थप	घट		जम्मा	बजेट			नगद-का कोषबाट	बजेट
५०२००१५	३२२११	राष्ट्रिय वचनपत्र-आन्तरिक ऋण			३१०,०००,०००.००	१०,०००,०००.००	५०४,०००,०००.००	२०,०४०,९००,०००.००	०.००	२०,०४०,९००,०००.००	२०,०४०,९००,०००.००	०.००	०.००
५०२००२५	३२२११	विकास ऋणपत्र			०.००	०.००	२०,०४०,९००,०००.००	२०,०४०,९००,०००.००	०.००	२०,०४०,९००,०००.००	२०,०४०,९००,०००.००	०.००	०.००
५०२००४५	३२२११	विशेष ऋणपत्र-आन्तरिक ऋण			०.००	०.००	०.००	०.००	०.००	०.००	०.००	०.००	०.००
५०२००८५	३२२११	ट्रेजरी बिल-आन्तरिक ऋणको			१४,५९०,०००,०००.००	०.००	१४,५९०,०००,०००.००	१४,५९०,०००,०००.००	०.००	१४,५९०,०००,०००.००	१४,५९०,०००,०००.००	०.००	४,९१४,७७९.९९
		जम्मा			३२४,५९०,०००,०००.००	१०,०००,०००.००	३२४,५९०,०००,०००.००	४०,०७१,९००,०००.००	०.००	४०,०७१,९००,०००.००	४०,०७१,९००,०००.००	०.००	४,९१४,७७९.९९

बैंक मौज्जातको अवस्था

श्रेस्ता अनुसार वांकी: ०.००
वैक अनुसार वांकी: ०.००
वैकको नाम : नेपाल राष्ट्र बैंक
भुक्तानी हुन वांकी चेक रकम

वैक मौज्जात: ०.००
वैक खाता नं. : एकल कोष खाता-
गत आ.व.सम्मको: ०.००
चालु आ.व. को: ०.००

लेखा अधिकृत

उप-महालेखा नियन्त्रक

सहायक लेखा नियन्त्रक

नेपाल सरकार

अर्थ मन्त्रालय

महालेखा नियन्त्रक कार्यालय अनामनगर, काठमाडौं

वार्षिक आर्थिक विवरण वैदेशिक ऋणको सांवा भुक्तानी

आर्थिक वर्ष २०७७/७८

०६१६६

म. ले. पु. फा. नं. १७/१७

वर्ष	रकम त.	विवरण	वार्षिक बजेट	पूरकवाट		रकमान्तर		जम्मा बजेट	निकास	खर्च	बाँकी	
				धन	घट	धन	घट				नगद	बजेट
२०३००१५	३२१११	ए.डि.वि.वैदेशिक ऋणको	९,४४,४०३,०००.००	०.००		०.००		९,४४,४०३,०००.००	८,०४,४,८८९,७८९.९९	८,०४,४,८८९,७८९.९९	०.००	९,४४,४०३,०००.००
२०३००२५	३२१११	आइ.डि.ए.वैदेशिक ऋणको	६,२९९,७७०,०००.००	०.००		०.००		६,२९९,७७०,०००.००	५,३४,५,५९३,९०६.९६	५,३४,५,५९३,९०६.९६	०.००	९,६४,५७६,०९३.०४
२०३००३५	३२१११	ओपेक-वैदेशिक ऋणको	३०६,३८४,०००.००	०.००		०.००		३०६,३८४,०००.००	२७७,०७४,०९४.४०	२७७,०७४,०९४.४०	०.००	२९,३०९,९०५.६०
२०३००४५	३२१११	इ.ड.सी-वैदेशिक ऋणको	३३,९८२,०००.००	०.००		०.००		३३,९८२,०००.००	२७,४०६,६२४.४३	२७,४०६,६२४.४३	०.००	६,५७५,३७५.५७
२०३००५५	३२१११	आइफाइ-वैदेशिक ऋणको	३६६,३६८,०००.००	०.००		०.००		३६६,३६८,०००.००	३१९,००४,५४०.८०	३१९,००४,५४०.८०	०.००	५४,३६३,४५७.२०
२०३००६५	३२१११	एन.डि.एफ.-वैदेशिक ऋणको	११०,५९८,०००.००	०.००		०.००		११०,५९८,०००.००	७९,४८६,७४९.७८	७९,४८६,७४९.७८	०.००	३१,१११,२५८.२२
२०३००७५	३२१११	जम्मा	१६,५६५,००५,०००.००	०.००		०.००		१६,५६५,००५,०००.००	१४,०८६,५४६,९९९.७८	१४,०८६,५४६,९९९.७८	०.००	२,४७८,४५८,०००.२२
२०३००८५	३२१२१	अन्तर्राष्ट्रिय मुद्रा कोष	१,३३१,३७९,९२६.००	०.००		०.००		१,३३१,३७९,९२६.००	१,३३१,३७९,९२६.००	१,३३१,३७९,९२६.००	०.००	०.००
२०३००९५	३२१११	जापान -१९८७ सम्म	९९०,९९३,०००.००	०.००		०.००		९९०,९९३,०००.००	८०६,६४०,८९०.००	८०६,६४०,८९०.००	०.००	१,८४,३५२,११०.००
२०३०१०५	३२१११	जापान -१९८८ देखिको	१,२४५,५३२,०००.००	०.००		०.००		१,२४५,५३२,०००.००	८३६,४०९,७९७.००	८३६,४०९,७९७.००	०.००	४०९,१२२,२०३.००
२०३०११५	३२१११	कुवेती-वैदेशिक ऋणको	२९,९४६,०००.००	०.००		०.००		२९,९४६,०००.००	३०,७७६,३२३.२६	३०,७७६,३२३.२६	०.००	२,३६९,६०६.७४
२०३०१२५	३२१११	साउदीकोष-वैदेशिक ऋणको	५८,६८४,०००.००	०.००		०.००		५८,६८४,०००.००	१०६,०२८,३३०.८४	१०६,०२८,३३०.८४	०.००	२,३५४,६६९.९६
२०३०१३५	३२१११	फ्रान्स-वैदेशिक ऋणको	४४२,०४७,०००.००	०.००		०.००		४४२,०४७,०००.००	३२८,६७९,३०६.७९	३२८,६७९,३०६.७९	०.००	१,११२,३६७,६९३.२१
२०३०१४५	३२१११	रुसी ऋण-वैदेशिक ऋणको	०.००	०.००		०.००		०.००	०.००	०.००	०.००	२९,८७७,०००.००
२०३०१५५	३२१११	रुसी ऋण-वैदेशिक ऋणको	८४,३६२,०००.००	०.००		०.००		८४,३६२,०००.००	०.००	०.००	०.००	८४,३६२,०००.००
२०३०१६५	३२१११	नेल्सियम-वैदेशिक ऋणको	१२७,९८८,०००.००	०.००		०.००		१२७,९८८,०००.००	१०२,९९९,०४६.९७	१०२,९९९,०४६.९७	०.००	२४,९८८,९५३.०३
२०३०१७५	३२१११	थप व्यवस्था-वैदेशिक ऋणको	७८९,९९६,०००.००	०.००		०.००		७८९,९९६,०००.००	७०४,०४९,७३०.६०	७०४,०४९,७३०.६०	०.००	८८,९४६,२६९.४०
२०३०१८५	३२१११	अस्ट्रिया-वैदेशिक ऋणको	३३,३३१,०००.००	०.००		०.००		३३,३३१,०००.००	२६,८९६,२७४.४०	२६,८९६,२७४.४०	०.००	६,४३४,७२५.६०
२०३०१९५	३२१११	जम्मा	५,९४३,०५८,९२६.००	०.००		०.००		५,९४३,०५८,९२६.००	४,२७३,६९९,६७४.८९	४,२७३,६९९,६७४.८९	०.००	१,६६९,३५९,२५१.११
२०३०२०५	३२१११	कुल जम्मा	२०,०८८,०६३,९२६.००	०.००		०.००		२०,०८८,०६३,९२६.००	१८,३६९,२४८,८९५.४९	१८,३६९,२४८,८९५.४९	०.००	१,७१८,८१५,०३०.५१

पेशकी बाँकी विवरण

गत आ.व.सम्मको:

चालु आ.व. को:

०.००

०.००

बैंक मौज्जातको अवस्था

बैंक मौज्जात: ०.००

बैंक खाता नं. : एकल कोष खाता-

०.००

०.००

श्रेस्ता अनुसार बाँकी:

बैंक अनुसार बाँकी:

बैंकको नाम : नेपाल राष्ट्र बैंक

भुक्तानी हुन बाँकी चेक रकम :

लेखी अधिकृत

रूप मद्रालेखा नियन्त्रक

रूप मद्रालेखा नियन्त्रक

Government of Nepal

Ministry of Finance

Financial Comptroller General Office**Debt Section**

Anamnagar, Kathmandu, Nepal

Donorwise Outstanding external debt & Equivalent NPR

As on 2072/03/31 (2015-Jul-16)

Fiscal Year: 2071/72 Month: Aashadh

Donor	Commit. Currency	In Commitment Currency			FX Rate	ClosingBalanceNPR	
		Opening Balance	Disbursement	Principal Payment			Closing Balance
DonorType: Multilateral							
ADB	SDR	988,273,942.16	64,744,061.27	55,179,360.52	997,838,642.91	141.140	140,834,946,060.32
EEC	GBP	676,440.00		45,096.00	631,344.00	158.950	100,352,128.80
EEC	EUR	2,421,935.20		161,462.24	2,260,472.96	112.140	253,489,437.73
EEC	DKK	687,600.00		45,840.00	641,760.00	14.940	9,587,894.40
IDA	USD	98,153,863.04		7,503,411.50	90,650,451.54	101.740	9,222,776,939.68
IDA	SDR	976,141,435.11	90,308,456.53	31,391,808.97	1,035,058,082.67	141.140	146,088,097,788.04
IFAD	USD	4,175,761.74		288,000.00	3,887,761.74	101.740	395,540,879.43
IFAD	SDR	45,072,181.13	3,168,594.30	1,956,027.00	46,284,748.43	141.140	6,532,629,393.41
NDF	EUR	19,928,106.05	972,307.90	669,756.84	20,230,657.11	112.140	2,268,665,888.32
OFID	USD	27,501,403.53	6,800,676.46	2,763,356.24	31,538,723.75	101.740	3,208,749,754.33
Total of Multilateral							308,914,836,164.45
DonorType: Bilateral							
Austria	EUR	1,227,540.14		218,018.50	1,009,521.64	112.140	113,207,756.71
Belgium	EUR	9,592,470.90		831,938.05	8,760,532.85	112.140	982,406,153.80
China	RMB	311,870,806.08	220,843,069.14	0.00	532,713,875.22	16.390	8,731,180,414.86
France	EUR	9,456,304.82		2,782,230.54	6,674,074.28	112.140	748,430,689.76
India	USD	49,781,063.15	11,765,422.49	6,451,612.90	55,094,872.74	101.740	5,605,352,352.57
Japan	JPY	14,512,333,849.00	1,295,725,503.00	1,868,559,000.00	13,939,500,352.00	0.823	11,472,208,789.70
Korea	KRW	64,754,804,740.00		619,950,000.00	64,134,854,740.00	0.089	5,708,002,071.86
Kuwait	KUD	758,000.00		74,000.00	684,000.00	334.895	229,068,466.80
Russia	USD	1,103,459.44	60,010.26,		1,163,469.70	101.74	118,371,407.28
Saudi	SAR	26,126,258.97	1,165,683.68	3,750,000.00	23,541,942.65	27.130	638,692,904.09
Total of Bilateral							34,346,921,007.43
Grand Total							343,261,757,171.88

* Adjustment to the Russian loan has been made as per the agreement between Government of Nepal and the Government of the Russian Federation on February 24, 2015.

Government of Nepal
Ministry of Finance
Financial Comptroller General Office
Debt Section
Anamnagar, Kathmandu, Nepal

Donorwise Outstanding external debt (in committment currency, NPR & USD)

As on 2072/03/31 (2015-Jul-16)

Fiscal Year: 2071/72 Month: Aashadh

Donor:	Commitment Currency	Amount (Commit Cur.)	NPR Amount	USD Amount
DonorType: Multilateral				
ADB	SDR	997,838,642.91	140,834,946,060.32	1,384,263,279.54
EEC	GBP	631,344.00	100,352,128.80	986,358.65
EEC	EUR	2,260,472.96	253,489,437.73	2,491,541.55
EEC	DKK	641,760.00	9,587,894.40	94,239.18
IDA	USD	90,650,451.54	9,222,776,939.68	90,650,451.54
IDA	SDR	1,035,058,082.67	146,088,097,788.04	1,435,896,380.85
IFAD	USD	3,887,761.74	395,540,879.43	3,887,761.74
IFAD	SDR	46,284,748.43	6,532,629,393.41	64,209,056.35
NDF	EUR	20,230,657.11	2,268,665,888.32	22,298,662.16
OFID	USD	31,538,723.75	3,208,749,754.33	31,538,723.75
Total of Multilateral			308,914,836,164.45	3,036,316,455.32
DonorType: Bilateral				
Austria	EUR	1,009,521.64	113,207,756.71	1,112,716.30
Belgium	EUR	8,760,532.85	982,406,153.80	9,656,046.33
China	RMB	532,713,875.22	8,731,180,414.86	85,818,561.18
France	EUR	6,674,074.28	748,430,689.76	7,356,307.15
India	USD	55,094,872.74	5,605,352,352.57	55,094,872.74
Japan	JPY	13,939,500,352.00	11,472,208,789.70	112,760,062.80
Korea	KRW	64,134,854,740.00	5,708,002,071.86	56,103,814.35
Kuwait	KUD	684,000.00	229,068,466.80	2,251,508.42
Russia	USD	1,163,469.70	118,371,407.28	1,163,469.70
Saudi	SAR	23,541,942.65	638,692,904.09	6,277,697.11
Total of Bilateral			34,346,921,007.43	337,595,056.10
Grand Total			343,261,757,171.88	3,373,911,511.42

Government of Nepal

Ministry of Finance

Financial Comptroller General Office**Debt Section**

Anamnagar, Kathmandu, Nepal

Outstanding external debt (currencywise summary)

As on 2072/03/31 (2015-Jul-16)

Fiscal Year: 2071/72 Month: Aashadh

Currency	Amount (Commit Cur.)	NPR Amount	USD Amount
SDR	2,079,181,474.01	293,455,673,241.77	2,884,368,716.75
USD	182,335,279.47	18,550,791,333.28	182,335,279.47
DKK	641,760.00	9,587,894.40	94,239.18
EUR	38,935,258.84	4,366,199,926.32	42,915,273.50
JPY	13,939,500,352.00	11,472,208,789.70	112,760,062.80
KRW	64,134,854,740.00	5,708,002,071.86	56,103,814.35
KUD	684,000.00	229,068,466.80	2,251,508.42
GBP	631,344.00	100,352,128.80	986,358.65
RMB	532,713,875.22	8,731,180,414.86	85,818,561.18
SAR	23,541,942.65	638,692,904.09	6,277,697.11
Total		343,261,757,171.87	3,373,911,511.42

Government of Nepal
Ministry of Finance
Financial Comptroller General Office
Debt Section
Anamnagar, Kathmandu, Nepal
Disbursement summary of external debt

As on 2072/03/31 (2015-Jul-16)

Fiscal Year: 2071/72 Month: Aashadh

In NPR.

SN	Donor:	Upto Previous Month	This Month	Total upto this month
1	ADB	8,664,973,735.88	688,048,477.87	9,353,022,213.75
2	China	3,029,237,883.53	459,958,144.41	3,489,196,027.94
3	IDA	10,261,477,574.30	2,630,961,607.24	12,892,439,181.54
4	IFAD	333,305,141.81	118,027,901.75	451,333,043.56
5	India	1,015,900,515.88	155,487,267.99	1,171,387,783.87
6	Japan	951,192,985.59	131,991,864.31	1,083,184,849.90
7	NDF	114,256,214.62	0.00	114,256,214.62
8	OFID	641,906,492.49	36,893,238.30	678,799,730.79
9	Russia		0.00	0.00
10	Saudi	30,657,480.78		30,657,480.78
Total		25,042,908,024.88	4,221,368,501.87	29,264,276,526.75

Government of Nepal

Ministry of Finance

Financial Comptroller General Office**Debt Section**

Anamnagar, Kathmandu, Nepal

Principal repayment summary of external debt

As on 2072/03/31 (2015-Jul-16)

Fiscal Year: 2071/72

Month:

Aashadh

In NPR.

SN	Donor:	Upto Previous Month	This Month	Total upto this month
1	ADB	7,663,003,255.34	395,825,274.46	8,058,828,529.80*
2	Austria	26,816,275.50		26,816,275.50
3	Belgium	102,919,056.17		102,919,056.17
4	China	0.00		0.00
5	EEC	27,506,625.43	0.00	27,506,625.43
6	France	272,137,082.35	56,540,224.44	328,677,306.79
7	IDA	5,171,857,375.99	173,736,530.17	5,345,593,906.16
8	IFAD	311,004,550.80		311,004,550.80
9	India	646,838,709.35	0.00	646,838,709.35
10	Japan	1,643,052,657.00		1,643,052,657.00
11	Korea	57,203,021.25		57,203,021.25
12	Kuwait	15,035,727.46	15,740,665.80	30,776,393.26
13	NDF	79,486,741.78		79,486,741.78
14	OFID	253,303,354.00	23,771,660.40	277,075,014.40
15	Saudi	106,028,330.84		106,028,330.84
Total		16,376,192,763.26	665,614,355.27	17,041,807,118.53

* Includes the repayment of ADB loan number 1006 (Jyoti Spinning Mills) amounting Rs. 13,938,748.59, which is made from the designated account (USD) opened at Nepal Rastra Bank.

Government of Nepal
Ministry of Finance
Financial Comptroller General Office
Debt Section
Anamnagar, Kathmandu, Nepal
Interest payment summary of external debt

As on 2072/03/31 (2015-Jul-16)

Fiscal Year: 2071/72 Month: Aashadh *In NPR.*

SN	Donor:	Upto Previous Month	This Month	Total upto this month
1	ADB	1,295,721,697.54	65,383,969.17	1,361,105,666.71*
2	Austria	0.00		0.00
3	Belgium	0.00		0.00
4	China	154,274,831.33		154,274,831.33
5	EEC	2,503,484.47	0.00	2,503,484.47
6	France	13,699,577.95	3,495,843.57	17,195,421.52
7	IDA	1,051,173,548.75	30,348,579.12	1,081,522,127.87
8	IFAD	59,839,309.60		59,839,309.60
9	India	59,551,191.68	44,640,597.54	104,191,789.22
10	Japan	122,782,243.36		122,782,243.36
11	Korea	34,072,067.24		34,072,067.24
12	Kuwait	3,856,439.37	3,836,589.63	7,693,029.00
13	NDF	18,112,746.61		18,112,746.61
14	OFID	55,428,709.93	3,121,056.10	58,549,766.03
15	Saudi	14,233,295.49		14,233,295.49
Total		2,885,249,143.32	150,826,635.13	3,036,075,778.45

* Includes the interest payment of ADB loan number 1006 (Jyoti Spinning Mills) amounting Rs. 1,900,590.84, which is made from the designated account (USD) opened at Nepal Rastra Bank.

Government of Nepal

Ministry of Finance

Financial Comptroller General Office**Debt Section**

Anamnagar, Kathmandu, Nepal

Loan ID-wise Outstanding external debt & Equivalent NPR

As on 2072/03/31 (2015-Jul-16)

Fiscal Year: 2071/72 Month: Aashadh

LoanID	Commit. Currency	In Commitment Currency			FX Rate	ClosingBalanceNPR	
		Opening Balance	Disbursement	Principal Payment			Closing Balance
Donor: ADB							
182	SDR	0.00			0.00	141.140	0.00
232	SDR	17,111.70		11,400.00	5,711.70	141.140	806,149.34
233	SDR	581,236.65		387,600.00	193,636.65	141.140	27,329,876.78
249	SDR	89,119.63		60,771.54	28,348.09	141.140	4,001,049.42
250	SDR	167,398.01		111,400.00	55,998.01	141.140	7,903,559.13
274	SDR	372,061.27		148,800.00	223,261.27	141.140	31,511,095.65
284	SDR	4,996,950.79		1,998,800.00	2,998,150.79	141.140	423,159,002.50
295	SDR	480,421.75		192,200.00	288,221.75	141.140	40,679,617.80
309	SDR	422,827.52		120,600.00	302,227.52	141.140	42,656,392.17
310	SDR	797,939.57		228,000.00	569,939.57	141.140	80,441,270.91
315	SDR	886,318.88		253,200.00	633,118.88	141.140	89,358,398.72
334	SDR	303,991.31		85,956.49	218,034.82	141.140	30,773,434.49
387	SDR	3,394,285.99		754,400.00	2,639,885.99	141.140	372,593,508.63
388	SDR	1,816,464.56		403,800.00	1,412,664.56	141.140	199,383,476.00
445	SDR	2,813,086.96		511,400.00	2,301,686.96	141.140	324,860,097.53
447	SDR	3,363,673.98		611,472.60	2,752,201.38	141.140	388,445,702.77
462	SDR	2,826,638.62		434,800.00	2,391,838.62	141.140	337,584,102.83
489	SDR	5,245,163.68		807,000.00	4,438,163.68	141.140	626,402,421.80
490	SDR	2,681,115.21		412,400.00	2,268,715.21	141.140	320,206,464.74
512	SDR	2,149,542.01		330,800.00	1,818,742.01	141.140	256,697,247.29
533	SDR	2,987,313.18		426,800.00	2,560,513.18	141.140	361,390,830.23
560	SDR	4,783,694.10		637,800.00	4,145,894.10	141.140	585,151,493.27
596	SDR	2,517,323.55		314,600.00	2,202,723.55	141.140	310,892,401.85
599	SDR	1,494,995.36		186,800.00	1,308,195.36	141.140	184,638,693.11
633	SDR	961,856.20		107,000.00	854,856.20	141.140	120,654,404.07
651	SDR	6,605,765.57		695,400.00	5,910,365.57	141.140	834,188,996.55
655	SDR	3,743,712.57		394,000.00	3,349,712.57	141.140	472,778,432.13
659	SDR	1,219,141.72		128,200.00	1,090,941.72	141.140	153,975,514.36
669	SDR	5,696,728.18		599,600.00	5,097,128.18	141.140	719,408,671.33
670	SDR	6,207,725.19		653,600.00	5,554,125.19	141.140	783,909,229.32
694	SDR	1,841,490.96		184,000.00	1,657,490.96	141.140	233,938,274.09
708	SDR	11,376,778.43		1,083,400.00	10,293,378.43	141.140	1,452,807,431.61
719	SDR	3,157,770.25		300,800.00	2,856,970.25	141.140	403,232,781.09
721	SDR	2,795,462.44		266,200.00	2,529,262.44	141.140	356,980,100.78
744	SDR	1,645,007.38		149,400.00	1,495,607.38	141.140	211,090,025.61
745	SDR	2,282,209.71		207,400.00	2,074,809.71	141.140	292,838,642.47
748	SDR	5,070,066.64		461,000.00	4,609,066.64	141.140	650,523,665.57
749	SDR	2,507,599.22		228,000.00	2,279,599.22	141.140	321,742,633.91
783	SDR	4,229,855.42		352,600.00	3,877,255.42	141.140	547,235,829.98
792	SDR	1,787,030.22		149,000.00	1,638,030.22	141.140	231,191,585.25
806	SDR	11,457,156.41		916,600.00	10,540,556.41	141.140	1,487,694,131.71

Government of Nepal
Ministry of Finance

Financial Comptroller General Office
Debt Section

Anamnagar, Kathmandu, Nepal

Loan ID-wise Outstanding external debt & Equivalent NPR

As on 2072/03/31 (2015-Jul-16)

Fiscal Year: 2071/72 Month: Aashadh

LoanID	Commit. Currency	In Commitment Currency			FX Rate	ClosingBalanceNPR	
		Opening Balance	Disbursement	Principal Payment			Closing Balance
Donor: ADB							
831	SDR	10,831,436.16		866,600.00	9,964,836.16	141.140	1,406,436,975.62
859	SDR	977,169.57		72,400.00	904,769.57	141.140	127,699,177.11
867	SDR	3,713,555.21		285,800.00	3,427,755.21	141.140	483,793,370.34
923	SDR	10,569,394.21		729,000.00	9,840,394.21	141.140	1,388,873,238.80
924	SDR	25,903,987.81		1,786,600.00	24,117,387.81	141.140	3,403,928,115.50
936	SDR	1,817,177.42		125,400.00	1,691,777.42	141.140	238,777,465.06
949	SDR	5,389,839.29		371,800.00	5,018,039.29	141.140	708,246,065.39
964	SDR	2,272,078.50		156,800.00	2,115,278.50	141.140	298,550,407.49
974	SDR	5,712,675.25		368,600.00	5,344,075.25	141.140	754,262,780.79
982	SDR	24,744,895.87		1,596,400.00	23,148,495.87	141.140	3,267,178,707.09
987	SDR	4,640,258.66		299,400.00	4,340,858.66	141.140	612,668,791.27
1006	SDR	1,494,994.84		96,400.00	1,398,594.84	141.140	197,397,675.72
1011	SDR	25,128,430.21		1,621,200.00	23,507,230.21	141.140	3,317,810,471.84
1037	SDR	15,005,142.68		909,400.00	14,095,742.68	141.140	1,989,473,121.86
1040	SDR	11,864,355.04		719,000.00	11,145,355.04	141.140	1,573,055,410.35
1112	SDR	16,204,058.82		926,000.00	15,278,058.82	141.140	2,156,345,221.85
1113	SDR	9,180,530.97		524,600.00	8,655,930.97	141.140	1,221,698,097.11
1114	SDR	6,212,792.12		355,000.00	5,857,792.12	141.140	826,768,779.82
1141	SDR	7,793,049.08		458,400.00	7,334,649.08	141.140	1,035,212,371.15
1156	SDR	3,960,270.96		233,000.00	3,727,270.96	141.140	526,067,023.29
1165	SDR	10,958,889.59		608,800.00	10,350,089.59	141.140	1,460,811,644.73
1196	SDR	3,713,373.02		200,800.00	3,512,573.02	141.140	495,764,556.04
1229	SDR	12,359,650.34		668,000.00	11,691,650.34	141.140	1,650,159,528.99
1237	SDR	2,217,132.38		116,600.00	2,100,532.38	141.140	296,469,140.11
1240	SDR	4,365,402.17		229,800.00	4,135,602.17	141.140	583,698,890.27
1311	SDR	5,194,254.66		259,600.00	4,934,654.66	141.140	696,477,158.71
1377	SDR	22,720,025.23		554,200.00	22,165,825.23	141.140	3,128,484,572.96
1437	SDR	14,700,282.48		354,200.00	14,346,082.48	141.140	2,024,806,081.23
1450	SDR	7,013,171.41		167,000.00	6,846,171.41	141.140	966,268,632.81
1451	SDR	7,554,065.21		179,800.00	7,374,265.21	141.140	1,040,803,791.74
1452	SDR	94,655,737.87		2,253,800.00	92,401,937.87	141.140	13,041,609,510.97
1461	SDR	7,916,332.57		186,200.00	7,730,132.57	141.140	1,091,030,910.93
1464	SDR	13,217,129.76		307,400.00	12,909,729.76	141.140	1,822,079,258.33
1512	SDR	14,434,702.98		335,800.00	14,098,902.98	141.140	1,989,919,166.60
1604	SDR	34,382,203.73		790,400.00	33,591,803.73	141.140	4,741,147,178.45
1609	SDR	6,289,129.33		144,600.00	6,144,529.33	141.140	867,238,869.64
1640	SDR	3,150,351.75		70,800.00	3,079,551.75	141.140	434,647,934.00
1650	SDR	11,222,392.23		252,200.00	10,970,192.23	141.140	1,548,332,931.34
1732	SDR	18,677,380.77		1,067,278.00	17,610,102.77	141.140	2,485,489,904.96
1755	SDR	16,403,869.05		886,696.00	15,517,173.05	141.140	2,190,093,804.28
1778	SDR	5,654,984.29		305,676.00	5,349,308.29	141.140	755,001,372.05

Government of Nepal
Ministry of Finance

Financial Comptroller General Office
Debt Section

Anamnagar, Kathmandu, Nepal

Loan ID-wise Outstanding external debt & Equivalent NPR

As on 2072/03/31 (2015-Jul-16)

Fiscal Year: 2071/72 Month: Aashadh

LoanID	Commit. Currency	In Commitment Currency			FX Rate	ClosingBalanceNPR
		Opening Balance	Disbursement	Principal Payment		
Donor: ADB						
1811	SDR	1,450,746.84		78,418.00	141.140	193,690,492.48
1820	SDR	31,011,041.79	8,307,345.70	3,842,923.67	141.140	5,007,006,963.55
1840	SDR	8,434,349.03		432,530.00	141.140	1,129,376,737.89
1861	SDR	10,878,232.42		945,932.00	141.140	1,401,844,881.28
1876	SDR	24,760,370.45		1,269,762.00	141.140	3,315,464,476.63
1917	SDR	18,202,647.39		887,934.00	141.140	2,443,798,647.86
1966	SDR	14,117,468.32		688,658.00	141.140	1,895,342,288.56
2002	SDR	11,345,504.93		872,732.00	141.140	1,478,127,171.34
2008	SDR	14,026,977.77		652,418.00	141.140	1,887,685,365.94
2058	SDR	2,957,782.12		219,096.00	141.140	386,538,158.98
2059	SDR	1,536,376.61	-102,665.75	291,082.70	141.140	161,270,538.50
2071	SDR	11,845,660.37		550,962.00	141.140	1,594,133,727.94
2092	SDR	23,336,831.34		1,060,764.00	141.140	3,144,044,144.37
2097	SDR	10,688,783.45		475,056.00	141.140	1,441,565,492.29
2102	SDR	9,109,822.70	553,583.40	510,469.52	141.140	1,291,845,468.90
2111	SDR	10,004,479.28		444,644.00	141.140	1,349,275,151.42
2143	SDR	4,497,811.77		199,902.00	141.140	606,606,984.94
2268	SDR	37,906,000.00		2,369,126.00	141.140	5,015,674,396.36
2277	SDR	20,432,000.00		638,500.00	141.140	2,793,654,590.00
2551	SDR	16,092,000.00		0.00	141.140	2,271,224,880.00
2581	SDR	11,510,529.68	2,609,904.53		141.140	1,992,958,084.40
2587	SDR	21,181,453.18	3,723,194.33		141.140	3,515,041,949.56
2641	SDR	19,515,000.00		0.00	141.140	2,754,347,100.00
2650	SDR	5,908,453.06	7,517,051.65		141.140	1,894,875,734.77
2656	SDR	685,894.36	654,234.14		141.140	189,145,736.49
2685	SDR	7,386,506.02	1,137,072.50		141.140	1,203,017,872.31
2776	SDR	9,005,231.72	9,854,016.60		141.140	2,661,794,307.88
2796	SDR	1,965,326.67	2,077,375.08		141.140	570,586,925.00
2808	SDR	490,076.61	6,390,231.02		141.140	971,086,618.90
3012	SDR	0.00	9,247,504.73		141.140	1,305,192,817.59
3057	SDR	0.00	718,287.44		141.140	101,379,089.28
3000	SDR	0.00	5,669,177.55		141.140	800,147,719.41
3124	SDR	0.00	1,294,604.93		141.140	182,720,539.82
2579	SDR	0.00	2,233,764.59		141.140	315,273,534.23
2851	SDR	0.00	743,916.92		141.140	104,996,434.09
3157	SDR	0.00	2,115,461.91		141.140	298,576,293.98
Total of ADB						140,834,946,060.32
Donor: EEC						
9	DKK	204,300.00		13,620.00	14.940	2,848,759.20
9	GBP	200,925.00		13,395.00	158.950	29,807,893.50

Government of Nepal

Ministry of Finance

Financial Comptroller General Office

Debt Section

Anamnagar, Kathmandu, Nepal

Loan ID-wise Outstanding external debt & Equivalent NPR

As on 2072/03/31 (2015-Jul-16)

Fiscal Year: 2071/72 Month: Aashadh

LoanID	Commit. Currency	In Commitment Currency			FX Rate	ClosingBalanceNPR	
		Opening Balance	Disbursement	Principal Payment			Closing Balance
Donor: EEC							
9	EUR	719,255.76		47,950.28	671,305.48	112.140	75,280,196.53
23	DKK	276,300.00		18,420.00	257,880.00	14.940	3,852,727.20
23	GBP	271,800.00		18,120.00	253,680.00	158.950	40,322,436.00
23	EUR	973,192.51		64,879.48	908,313.03	112.140	101,858,223.18
26	DKK	207,000.00		13,800.00	193,200.00	14.940	2,886,408.00
26	GBP	203,715.00		13,581.00	190,134.00	158.950	30,221,799.30
26	EUR	729,486.93		48,632.48	680,854.45	112.140	76,351,018.02
Total of EEC							363,429,460.93
Donor: IDA							
166	USD	267,237.80		53,447.56	213,790.24	101.740	21,751,019.02
223	USD	422,971.67		65,072.52	357,899.15	101.740	36,412,659.52
291	USD	767,499.36		95,937.42	671,561.94	101.740	68,324,711.78
373	USD	1,519,572.31		178,760.00	1,340,812.31	101.740	136,414,244.42
397	USD	1,485,000.00		165,000.00	1,320,000.00	101.740	134,296,800.00
470	USD	2,223,000.00		234,000.00	1,989,000.00	101.740	202,360,860.00
470.1	USD	819,488.36		86,256.00	733,232.36	101.740	74,599,060.31
505	USD	878,282.07		88,000.00	790,282.07	101.740	80,403,297.80
600	USD	8,970,000.00		780,000.00	8,190,000.00	101.740	833,250,600.00
600.1	USD	5,106,000.00		444,000.00	4,662,000.00	101.740	474,311,880.00
617	USD	2,760,000.00		240,000.00	2,520,000.00	101.740	256,384,800.00
654	USD	3,240,000.00		270,000.00	2,970,000.00	101.740	302,167,800.00
659	USD	1,074,956.57		89,576.00	985,380.57	101.740	100,252,619.19
704	USD	2,848,630.21		219,124.00	2,629,506.21	101.740	267,525,961.81
705	USD	1,297,422.56		99,796.00	1,197,626.56	101.740	121,846,526.21
730	USD	6,630,000.00		510,000.00	6,120,000.00	101.740	622,648,800.00
772	USD	1,897,864.28		140,580.00	1,757,284.28	101.740	178,786,102.65
799	USD	6,090,000.00		435,000.00	5,655,000.00	101.740	575,339,700.00
812	USD	12,600,000.00		900,000.00	11,700,000.00	101.740	1,190,358,000.00
856	USD	5,880,000.00		420,000.00	5,460,000.00	101.740	555,500,400.00
939	USD	2,864,981.65		190,994.00	2,673,987.65	101.740	272,051,503.51
1008	USD	7,905,000.00		510,000.00	7,395,000.00	101.740	752,367,300.00
1055	USD	7,667,045.02		479,188.00	7,187,857.02	101.740	731,292,573.21
1059	USD	12,938,911.18		808,680.00	12,130,231.18	101.740	1,234,129,720.25
1062	SDR	1,620,365.87		101,272.00	1,519,093.87	141.140	214,404,908.81
1093	SDR	1,375,102.89		83,336.00	1,291,766.89	141.140	182,319,978.85
1100	SDR	5,583,676.69		338,402.00	5,245,274.69	141.140	740,318,069.75
1101	SDR	2,187,908.17		132,598.00	2,055,310.17	141.140	290,086,477.39
1191	SDR	2,992,500.00		171,000.00	2,821,500.00	141.140	398,226,510.00
1198	SDR	5,202,278.21		297,270.00	4,905,008.21	141.140	692,292,858.76
1260	SDR	3,172,905.04		176,266.00	2,996,639.04	141.140	422,945,634.11

Government of Nepal

Ministry of Finance

Financial Comptroller General Office

Debt Section

Anamnagar, Kathmandu, Nepal

Loan ID-wise Outstanding external debt & Equivalent NPR

As on 2072/03/31 (2015-Jul-16)

Fiscal Year: 2071/72 Month: Aashadh

LoanID	Commit. Currency	In Commitment Currency			FX Rate	ClosingBalanceNPR	
		Opening Balance	Disbursement	Principal Payment			Closing Balance
Donor: IDA							
1316	SDR	8,380,500.00		453,000.00	7,927,500.00	141.140	1,118,887,350.00
1339	SDR	2,289,188.39		123,736.00	2,165,452.39	141.140	305,631,950.32
1379	SDR	3,039,881.71		159,992.00	2,879,889.71	141.140	406,467,633.67
1400	SDR	1,934,670.05		101,824.00	1,832,846.05	141.140	258,687,891.50
1452	SDR	5,936,823.30		304,450.00	5,632,373.30	141.140	794,953,167.56
1463	SDR	3,912,413.82		200,634.00	3,711,779.82	141.140	523,880,603.79
1478	SDR	45,103,549.44		2,255,172.00	42,848,377.44	141.140	6,047,619,991.88
1515	SDR	24,710,824.31		1,235,540.00	23,475,284.31	141.140	3,313,301,627.51
1534	SDR	4,860,466.27		237,094.00	4,623,372.27	141.140	652,542,762.19
1535	SDR	4,268,545.17		208,220.00	4,060,325.17	141.140	573,074,294.49
1570	SDR	3,755,377.03		178,822.00	3,576,555.03	141.140	504,794,976.93
1588	SDR	11,968,211.19		583,814.00	11,384,397.19	141.140	1,606,793,819.40
1696	SDR	2,951,264.98		134,144.00	2,817,120.98	141.140	397,608,455.12
1715	SDR	8,248,590.85		374,930.00	7,873,660.85	141.140	1,111,288,492.37
1727	SDR	2,653,186.52		120,598.00	2,532,588.52	141.140	357,449,543.71
1769	SDR	27,607,500.00		1,227,000.00	26,380,500.00	141.140	3,723,343,770.00
1814	SDR	19,562,778.73		850,550.00	18,712,228.73	141.140	2,641,043,962.95
1902	SDR	5,658,244.03		419,126.00	5,239,118.03	141.140	739,449,118.75
1922	SDR	4,922,807.43		351,628.00	4,571,179.43	141.140	645,176,264.75
1924	SDR	16,744,000.00		1,196,000.00	15,548,000.00	141.140	2,194,444,720.00
1988	SDR	9,214,037.31		635,448.00	8,578,589.31	141.140	1,210,782,095.21
2028	SDR	3,888,572.11		259,232.00	3,629,340.11	141.140	512,245,063.13
2044	SDR	5,269,652.77		351,308.00	4,918,344.77	141.140	694,175,180.84
2046	SDR	27,720,000.00		1,848,000.00	25,872,000.00	141.140	3,651,574,080.00
2047	SDR	9,646,550.15		643,100.00	9,003,450.15	141.140	1,270,746,954.17
2144	SDR	23,384,200.00		1,461,510.00	21,922,690.00	141.140	3,094,168,466.60
2239	SDR	7,344,150.37		432,006.00	6,912,144.37	141.140	975,580,056.38
2347	SDR	27,936,513.52		1,596,372.00	26,340,141.52	141.140	3,717,647,574.13
2357	SDR	15,279,294.53		848,848.00	14,430,446.53	141.140	2,036,713,223.24
2364	SDR	23,550,041.52		1,308,334.00	22,241,707.52	141.140	3,139,194,599.37
2430	SDR	11,971,162.76		647,086.00	11,324,076.76	141.140	1,598,280,193.91
2560	SDR	9,925,093.91		508,974.00	9,416,119.91	141.140	1,328,991,164.10
2578	SDR	27,313,129.92		1,400,672.00	25,912,457.92	141.140	3,657,284,310.83
2600	SDR	14,228,861.29		711,442.00	13,517,419.29	141.140	1,907,848,558.59
2912	SDR	9,704,153.70		231,048.00	9,473,105.70	141.140	1,337,034,138.50
2977	SDR	11,513,437.55		267,750.00	11,245,687.55	141.140	1,587,216,340.81
3008	SDR	12,054,496.12		277,112.82	11,777,383.30	141.140	1,662,259,878.96
3009	SDR	44,862,611.57		1,031,320.00	43,831,291.57	141.140	6,186,348,492.19
3185	SDR	8,100,000.00		180,000.00	7,920,000.00	141.140	1,117,828,800.00
3215	SDR	3,215,321.64		71,450.00	3,143,871.64	141.140	443,726,043.27
3293	SDR	34,593,930.75		760,306.00	33,833,624.75	141.140	4,775,277,797.22

Government of Nepal
Ministry of Finance

Financial Comptroller General Office
Debt Section

Anamnagar, Kathmandu, Nepal

Loan ID-wise Outstanding external debt & Equivalent NPR

As on 2072/03/31 (2015-Jul-16)

Fiscal Year: 2071/72 Month: Aashadh

LoanID	Commit. Currency	In Commitment Currency			FX Rate	ClosingBalanceNPR	
		Opening Balance	Disbursement	Principal Payment			Closing Balance
Donor: IDA							
3581	SDR	11,683,286.35		245,962.30	11,437,324.05	141.140	1,614,263,916.42
3727	SDR	6,373,146.52		131,405.08	6,241,741.44	141.140	880,959,386.84
3766	SDR	23,177,511.47		497,917.49	22,679,593.98	141.140	3,200,997,894.34
3808	SDR	3,526,426.51		71,967.88	3,454,458.63	141.140	487,562,291.04
3830	SDR	50,490,000.00		1,020,000.00	49,470,000.00	141.140	6,982,195,800.00
3864	SDR	38,440,970.03		768,819.40	37,672,150.63	141.140	5,317,047,339.92
3911	SDR	17,000,000.00		340,000.00	16,660,000.00	141.140	2,351,392,400.00
3956	SDR	34,500,000.00		690,000.00	33,810,000.00	141.140	4,771,943,400.00
3980	SDR	6,900,000.00		138,000.00	6,762,000.00	141.140	954,388,680.00
4510	SDR	701,420.53	743.04	0.00	702,163.57	141.140	99,103,366.27
4515	SDR	7,706,651.06		0.00	7,706,651.06	141.140	1,087,716,730.61
4603	SDR	0.00			0.00	141.140	0.00
4637	SDR	26,827,916.33		0.00	26,827,916.33	141.140	3,786,492,110.82
4664	SDR	13,615,875.05		0.00	13,615,875.05	141.140	1,921,744,604.56
4652	SDR	46,077,817.88	-11,376.14	0.00	46,066,441.74	141.140	6,501,817,587.18
4707	SDR	25,822,122.98	14,728,562.34	0.00	40,550,685.32	141.140	5,723,323,726.06
4750	SDR	9,726,889.61	1,210,355.06	0.00	10,937,244.67	141.140	1,543,682,712.72
4832	SDR	26,313,821.24	286,178.76	0.00	26,600,000.00	141.140	3,754,324,000.00
4902	SDR	7,531,943.92	10,879,952.01	0.00	18,411,895.93	141.140	2,598,654,991.56
4932	SDR	4,699,780.90	1,340,674.18	0.00	6,040,455.08	141.140	852,549,829.99
5138	SDR	9,675,000.00	10,466,648.35	0.00	20,141,648.35	141.140	2,842,792,248.12
5282	SDR	19,900,000.00		0.00	19,900,000.00	141.140	2,808,686,000.00
4905	SDR	2,090,691.95	259,252.28	0.00	2,349,944.23	141.140	331,671,128.62
5263	SDR	4,438,098.35	8,931,967.76	0.00	13,370,066.11	141.140	1,887,051,130.77
5273	SDR	3,942,888.32	1,938,592.53	0.00	5,881,480.85	141.140	830,112,207.17
4924	SDR	335,817.97	4,881,657.27	0.00	5,217,475.24	141.140	736,394,455.37
5246	SDR	648,235.18		0.00	648,235.18	141.140	91,491,913.31
4981	SDR	2,636,351.38	1,343,059.07	0.00	3,979,410.45	141.140	561,653,990.91
5446	SDR	0.00	3,620,694.32	0.00	3,620,694.32	141.140	511,024,796.32
5002	SDR	0.00	5,337,454.60	0.00	5,337,454.60	141.140	753,328,342.24
5137	SDR	0.00	931,734.28	0.00	931,734.28	141.140	131,504,976.28
5250	SDR	0.00	18,012,953.72		18,012,953.72	141.140	2,542,348,288.04
5344	SDR	0.00	6,149,353.10		6,149,353.10	141.140	867,919,696.53
Total of IDA							155,310,874,727.72
Donor: IFAD							
10	USD	4,175,761.74		288,000.00	3,887,761.74	101.740	395,540,879.43
57	SDR	4,042,500.00		245,000.00	3,797,500.00	141.140	535,979,150.00
82	SDR	2,661,760.37		152,098.00	2,509,662.37	141.140	354,213,746.90
166	SDR	7,746,257.03		377,866.00	7,368,391.03	141.140	1,039,974,709.97
191	SDR	341,707.52		15,530.00	326,177.52	141.140	46,036,695.17

Government of Nepal

Ministry of Finance

Financial Comptroller General Office

Debt Section

Anamnagar, Kathmandu, Nepal

Loan ID-wise Outstanding external debt & Equivalent NPR

As on 2072/03/31 (2015-Jul-16)

Fiscal Year: 2071/72 Month: Aashadh

LoanID	Commit. Currency	In Commitment Currency			FX Rate	ClosingBalanceNPR	
		Opening Balance	Disbursement	Principal Payment			Closing Balance
Donor: IFAD							
208	SDR	2,731,250.00		118,750.00	2,612,500.00	141.140	368,728,250.00
250	SDR	2,342,346.43		91,860.00	2,250,486.43	141.140	317,633,654.73
352	SDR	2,005,953.74		102,870.00	1,903,083.74	141.140	268,601,239.06
452	SDR	4,896,365.86		212,886.00	4,683,479.86	141.140	661,026,347.44
576	SDR	8,489,199.37	1,484,535.12	520,000.00	9,453,734.49	141.140	1,334,300,085.92
646A	SDR	330,799.50	313,441.96	0.00	644,241.46	141.140	90,928,239.66
646	SDR	7,150,000.00		119,167.00	7,030,833.00	141.140	992,331,769.62
796	SDR	1,371,662.74	763,959.95	0.00	2,135,622.69	141.140	301,421,786.47
881	SDR	962,378.57	606,657.27	0.00	1,569,035.84	141.140	221,453,718.46
Total of IFAD							6,928,170,272.84
Donor: NDF							
37	EUR	3,559,028.55		203,373.06	3,355,655.49	112.140	376,303,206.65
76	EUR	4,370,948.07		230,049.90	4,140,898.17	112.140	464,360,320.78
129	EUR	4,388,265.87		107,030.88	4,281,234.99	112.140	480,097,691.78
223	EUR	1,452,239.45		33,773.02	1,418,466.43	112.140	159,066,825.46
265	EUR	6,157,624.11	972,307.90	95,529.98	7,034,402.03	112.140	788,837,843.64
Total of NDF							2,268,665,888.32
Donor: OFID							
698	USD	0.00			0.00	101.740	0.00
825	USD	168,391.35		48,100.00	120,291.35	101.740	12,238,441.95
838	USD	6,393,440.00		913,320.00	5,480,120.00	101.740	557,547,408.80
1060	USD	3,103,863.35	463,031.06	466,660.00	3,100,234.41	101.740	315,417,848.87
1155	USD	6,959,706.80	562,680.00	668,616.24	6,853,770.56	101.740	697,302,616.77
1185	USD	8,056,686.81		666,660.00	7,390,026.81	101.740	751,861,327.65
1346	USD	906,381.25	181,131.13		1,087,512.38	101.740	110,643,509.54
1364	USD	0.00	1,792,242.52	0.00	1,792,242.52	101.740	182,342,753.98
1442	USD	1,912,933.97	3,801,591.75	0.00	5,714,525.72	101.740	581,395,846.75
Total of OFID							3,208,749,754.33
Donor: Austria							
1	EUR	1,227,540.14		218,018.50	1,009,521.64	112.140	113,207,756.71
Total of Austria							113,207,756.71
Donor: Belgium							
1985	EUR	247,902.68		123,946.00	123,956.68	112.140	13,900,502.10
1986	EUR	557,762.15		185,920.00	371,842.15	112.140	41,698,378.70
1994	EUR	1,239,475.25		123,946.00	1,115,529.25	112.140	125,095,450.10
1999	EUR	1,703,254.00		106,209.00	1,597,045.00	112.140	179,092,626.30
2000	EUR	2,128,490.00		122,703.00	2,005,787.00	112.140	224,928,954.18
2001	EUR	2,302,446.46		104,969.04	2,197,477.42	112.140	246,425,117.88

Government of Nepal

Ministry of Finance

Financial Comptroller General Office

Debt Section

Anamnagar, Kathmandu, Nepal

Loan ID-wise Outstanding external debt & Equivalent NPR

As on 2072/03/31 (2015-Jul-16)

Fiscal Year: 2071/72 Month: Aashadh

LoanID	Commit. Currency	In Commitment Currency			FX Rate	ClosingBalanceNPR	
		Opening Balance	Disbursement	Principal Payment			Closing Balance
Donor: Belgium							
2003	EUR	1,413,140.36		64,245.01	1,348,895.35	112.140	151,265,124.55
Total of Belgium							982,406,153.80
Donor: China							
359	RMB	276,944,907.46	89,565,559.14	0.00	366,510,466.60	16.390	6,007,106,547.57
383	RMB	34,925,898.62		0.00	34,925,898.62	16.390	572,435,478.38
494	RMB	0.00	131,277,510.00	0.00	131,277,510.00	16.390	2,151,638,388.90
Total of China							8,731,180,414.86
Donor: France							
298	EUR	9,895.00		5,316.66	4,578.34	112.140	513,415.05
375	EUR	582,341.08		145,585.50	436,755.58	112.140	48,977,770.74
447	EUR	1,559,114.60		1,220,067.92	339,046.68	112.140	38,020,694.70
502	EUR	903,388.43		371,578.76	531,809.67	112.140	59,637,136.39
503	EUR	539,437.28		396,366.84	143,070.44	112.140	16,043,919.14
545	EUR	4,540,672.43		560,742.86	3,979,929.57	112.140	446,309,301.98
897	EUR	1,321,456.00		82,572.00	1,238,884.00	112.140	138,928,451.76
Total of France							748,430,689.76
Donor: India							
00001984	USD	49,781,063.15	6,504,213.82	6,451,612.90	49,833,664.07	101.740	5,070,076,982.48
00000903	USD	0.00	5,261,208.67	0.00	5,261,208.67	101.740	535,275,370.09
Total of India							5,605,352,352.57
Donor: Japan							
4	JPY	3,199,182,000.00		914,052,000.00	2,285,130,000.00	0.823	1,880,661,990.00
5	JPY	833,911,000.00		128,294,000.00	705,617,000.00	0.823	580,722,791.00
6	JPY	1,443,240,000.00		120,270,000.00	1,322,970,000.00	0.823	1,088,804,310.00
7	JPY	8,151,875,000.00		652,150,000.00	7,499,725,000.00	0.823	6,172,273,675.00
8	JPY	587,741,728.00	1,188,842,052.00	33,761,000.00	1,742,822,780.00	0.823	1,434,343,147.94
8A	JPY	296,384,121.00	106,883,451.00	20,032,000.00	383,235,572.00	0.823	315,402,875.76
Total of Japan							11,472,208,789.70
Donor: Korea							
1	KRW	8,369,325,000.00		619,950,000.00	7,749,375,000.00	0.089	689,694,375.00
2	KRW	56,385,479,740.00		0.00	56,385,479,740.00	0.089	5,018,307,696.86
Total of Korea							5,708,002,071.86
Donor: Kuwait							
552	KUD	758,000.00		74,000.00	684,000.00	334.895	229,068,466.80
Total of Kuwait							229,068,466.80
Donor: Russia							

Government of Nepal

Ministry of Finance

Financial Comptroller General Office

Debt Section

Anamnagar, Kathmandu, Nepal

Loan ID-wise Outstanding external debt & Equivalent NPR

As on 2072/03/31 (2015-Jul-16)

Fiscal Year: 2071/72 Month: Aashadh

LoanID	Commit. Currency	In Commitment Currency			FX Rate	ClosingBalanceNPR	
		Opening Balance	Disbursement	Principal Payment			Closing Balance
Donor: Russia							
1	USD	1,103,459.44	60,010.26*		1,163,469.70	101.740	118,371,407.28
Total of Russia							118,371,407.28
Donor: Saudi							
465	SAR	26,126,258.97	1,165,683.68	3,750,000.00	23,541,942.65	27.130	638,692,904.09
Total of Saudi							638,692,904.09
Grand Total							343,261,757,171.87

* Adjustment to the Russian loan has been made as per the agreement between Government of Nepal and the Government of the Russian Federation on February 24, 2015.

Government of Nepal
Ministry of Finance
Financial Comptroller General Office
Anamnagar, Kathmandu

Statement of Annual Disbursement (Disbursing loans)

FY: 2071/72

LoanID	Donor	ProjectName	Amount (Rs.)
1820	ADB	Melamchi Water Supply	1,199,075,415.57
2059	ADB	Kathmandu Valley Water Services	(14,516,603.42)
2102	ADB	Community Managed Irrigated Agriculture Sector Project	80,592,701.39
2579	ADB	SOUTH ASIA TOURISM INFRASTRUCTURE DEV'T PROJ(BAN/IND/NEP)-NEPAL	320,787,115.01
2581	ADB	Air Transport Capacity Enhancement Project	375,121,838.66
2587	ADB	Energy Access and Efficiency Improvement Project	537,611,978.51
2650	ADB	Secondary Towns Integrated Urban Environmental Improvement Project	1,081,825,180.35
2656	ADB	Kathmandu Sustainable Urban Transport Project	94,701,201.58
2685	ADB	Subregional Transport Enhancement Project	166,266,647.81
2776	ADB	Kathmandu Valley Water Supply Improvement Project	1,438,210,636.10
2796	ADB	Subregional Transport Enhancement Project	303,428,110.39
2808	ADB	Electricity Transmission	909,645,116.07
2851	ADB	INTEGRATED URBAN DEVELOPMENT PROJECT(SF)	103,457,187.44
3000	ADB	KATHMANDU VALLEY WASTEWATER MANAGEMENT PROJECT	813,516,684.68
3012	ADB	SASEC ROAD CON PROJ.	1,345,560,803.75
3057	ADB	BAGMATI RIVER BASIN IMPROVEMENT PROJECT	103,787,376.88
3124	ADB	COMMUNITY-MANAGED IRRIGATED AGRICULTURE SECTOR PROJ-ADDL FINANCIN	188,700,822.98
3157	ADB	THIRD SMALL TOWNS WATER SUPPLY AND SANITATION SECTOR PROJECT	305,250,000.00
	ADB Total		9,353,022,213.75
359	China	Upper Trishuli 3A Hydroelectric Project	1,428,795,508.49
494	China	Acquisition of 1 MA60 and 3Y12E Aircrafts Project	2,060,400,519.45
	China Total		3,489,196,027.94
4510	IDA	Social Safety NetsProject	108,873.23
4652	IDA	School Sector Reform Program	(1,610,394.03)
4707	IDA	Second HNP and HIV/AIDS Project	2,095,475,981.61
4750	IDA	Social Safety NetsProject	173,561,535.09
4832	IDA	Additional Financing for Road Sector Development Project	41,182,203.26
4902	IDA	Nepal-India Electricity Transmission and Trade Project	1,555,772,030.75
4905	IDA	Urban Governance and Development Program : Emerging Towns Project	37,102,892.43
4924	IDA	Enhanced Vocational Education and Training	705,414,073.49
4932	IDA	Kabeli Transmission Project	196,292,067.73
4981	IDA	Modernization of Rani Jamara Kulariya Irrigation Scheme - Phase 1	189,697,654.63
5002	IDA	Road Sector Development Project	771,302,128.00
5137	IDA	Community Action for Nutrition Project (Sunaula Hazar Din)	128,380,415.97
5138	IDA	Bridges Improvement and Maintenance Project	1,496,283,453.90
5250	IDA	School Sector Reform Program	2,569,484,376.57
5263	IDA	Additional Financing for Nepal-India Electricity Transmission and Trade Project	1,266,216,588.23
5273	IDA	Nepal-India Regional Trade and Transport Project	277,799,948.50
5344	IDA	Irrigation & Water Resources Management Project	876,132,034.10

LoanID	Donor	ProjectName	Amount (Rs.)
5446	IDA	Rural Water Supply and Sanitation Improvement Proj	513,843,318.08
	IDA Total		12,892,439,181.54
576	IFAD	WESTERN UPLANDS POVERTY ALLEVIATION	210,239,220.43
796	IFAD	High Value Agricultural Project in Hill and Mountain Areas	108,455,562.70
881	IFAD	Improved Seeds for Farmers Programmes	87,364,133.23
646A	IFAD	LEASEHOLD FORESTRY & LIVESTOCK	45,274,127.20
	IFAD Total		451,333,043.56
00000903	India	EXIM Bank's Line of Credit	520,790,886.83
00001984	India	EXIM Bank's Line of Credit	650,596,897.04
	India Total		1,171,387,783.87
8	Japan	Melamchi Water Supply Project Cnstrcn	992,078,214.81
8A	Japan	Melamchi Water Supply Project	91,106,635.09
	Japan Total		1,083,184,849.90
265	NDF	Melamchi Water Supply	114,256,214.62
	NDF Total		114,256,214.62
1060	OFID	Community Managed Irrigated Agriculture Sector Project	46,955,979.79
1155	OFID	Road Connectivity Project	57,150,232.24
1346	OFID	Lumbini Connectivity and Infrastructure Improvement Project	108,400,707.02
1364	OFID	Urban Infrastructure Improvement Project	87,956,920.00
1442	OFID	Rural Connectivity and Community Development Project	378,335,891.74
	OFID Total		678,799,730.79
465	Saudi	Completion of Bagmati Irrigation	30,657,480.78
	Saudi Total		30,657,480.78
	Grand Total		29,264,276,526.75

Government of Nepal
Ministry of Finance
Financial Comptroller General Office
Debt Section
Anamnagar, Kathmandu, Nepal
Disbursement Statement

As on 2072/03/31 (2015-Jul-16)

Fiscal Year: 2071/72 Month: Aashadh

SN	Loan ID	Value Date	Commit. Currency	Disbursement (Commit Curr.)	Disburse. Currency	Disburse. Amount	FX Rate	Equivalent NPR
DonorType:		Multilateral						
Donor: ADB								
1	1820	2014-Jul-23	SDR	493,617.39	USD	760,733.50	96.090	73,098,882.02
2	1820	2014-Sep-16	SDR	1,092,421.69	USD	1,638,119.09	97.520	159,749,373.66
3	1820	2014-Oct-10	SDR	276,719.71	USD	410,201.00	97.390	39,949,475.39
4	1820	2014-Nov-14	SDR	545,687.57	USD	799,737.87	98.190	78,526,261.46
5	1820	2014-Nov-17	SDR	228,099.37	USD	334,808.82	98.460	32,965,276.42
6	1820	2014-Nov-17	SDR	33,135.02	USD	48,636.25	98.460	4,788,725.18
7	1820	2014-Nov-17	SDR	126,676.19	USD	185,937.85	98.460	18,307,440.71
8	1820	2014-Nov-28	SDR	2,051,296.08	USD	3,000,000.00	98.710	296,130,000.00
9	1820	2014-Nov-28	SDR	272,567.28	USD	398,626.92	98.710	39,348,463.27
10	1820	2014-Dec-08	SDR	111,713.31	USD	162,695.91	98.540	16,032,054.97
11	1820	2014-Dec-15	SDR	223,087.09	USD	325,506.37	99.370	32,345,567.99
12	1820	2014-Dec-22	SDR	66,029.40	USD	96,729.77	100.980	9,767,772.17
13	1820	2014-Dec-22	SDR	169,530.57	USD	248,353.81	100.980	25,078,767.73
14	1820	2014-Dec-22	SDR	629,811.35	USD	922,642.14	100.980	93,168,403.30
15	1820	2015-Mar-05	SDR	382,617.37	USD	538,269.94	99.310	53,455,587.74
16	1820	2015-Mar-30	SDR	58,996.45	USD	82,103.00	99.560	8,174,174.68
17	1820	2015-Mar-31	SDR	485,465.67	USD	676,108.04	99.980	67,597,281.84
18	1820	2015-Jun-01	SDR	495,427.92	USD	688,144.43	101.800	70,053,102.97
19	1820	2015-Jun-15	SDR	232,272.05	USD	326,056.54	102.200	33,322,978.39
20	1820	2015-Jul-13	SDR	37,052.55	USD	51,719.06	101.130	5,230,348.54
21	1820	2015-Jul-15	SDR	295,121.67	USD	414,548.55	101.280	41,985,477.14
Total of 1820				8,307,345.70				1,199,075,415.57
1	2059	2014-Oct-02	SDR	27,742.71	USD	41,262.84	98.280	4,055,311.92
2	2059	2014-Nov-15	SDR	8,088.91	USD	11,854.79	98.460	1,167,222.62
3	2059	2015-Jul-03	SDR	-138,497.37	USD	-194,781.31	101.340	-19,739,137.96
Total of 2059				-102,665.75				-14,516,603.42
1	2102	2014-Aug-01	SDR	68,200.31	USD	104,703.17	96.590	10,113,279.19
2	2102	2014-Aug-04	SDR	14,819.49	USD	22,720.95	97.600	2,217,564.72

Government of Nepal
Ministry of Finance
Financial Comptroller General Office
Debt Section
Anamnagar, Kathmandu, Nepal
Disbursement Statement

As on 2072/03/31 (2015-Jul-16)

Fiscal Year: 2071/72 Month: Aashadh

SN	Loan ID	Value Date	Commit. Currency	Disbursement (Commit Curr.)	Disburse. Currency	Disburse. Amount	FX Rate	Equivalent NPR
Donor: ADB								
3	2102	2014-Sep-17	SDR	258,294.08	USD	387,446.28	97.400	37,737,267.67
4	2102	2014-Nov-19	SDR	194,972.80	USD	285,459.68	98.490	28,114,923.88
5	2102	2015-Feb-02	SDR	17,296.72	USD	24,418.99	98.680	2,409,665.93
Total of 2102				553,583.40				80,592,701.39
1	2581	2014-Aug-04	SDR	10,384.66	USD	15,921.56	97.600	1,553,944.26
2	2581	2014-Aug-05	SDR	721,419.55	USD	1,104,716.97	97.200	107,378,489.48
3	2581	2014-Nov-15	SDR	58,034.58	USD	85,053.16	98.460	8,374,334.13
4	2581	2014-Dec-18	SDR	10,607.89	USD	15,502.27	101.490	1,573,325.38
5	2581	2014-Dec-19	SDR	414,902.90	USD	609,832.58	100.680	61,397,944.15
6	2581	2015-Apr-08	SDR	167,178.76	USD	232,719.52	99.910	23,251,007.24
7	2581	2015-Apr-09	SDR	945,101.79	USD	1,316,772.52	99.890	131,532,407.02
8	2581	2015-May-15	SDR	64,344.75	USD	90,782.72	101.840	9,245,312.20
9	2581	2015-Jun-01	SDR	52,366.08	USD	72,735.96	101.800	7,404,520.73
10	2581	2015-Jun-01	SDR	165,563.57	USD	229,966.15	101.800	23,410,554.07
Total of 2581				2,609,904.53				375,121,838.66
1	2587	2014-Jul-18	SDR	116,950.85	USD	180,697.25	95.980	17,343,322.06
2	2587	2014-Jul-18	SDR	135,507.52	USD	209,368.60	95.980	20,095,198.23
3	2587	2014-Jul-22	SDR	70,536.44	USD	108,724.16	96.190	10,458,176.95
4	2587	2014-Jul-23	SDR	4,981.47	USD	7,677.15	96.090	737,697.34
5	2587	2014-Jul-28	SDR	21,442.83	USD	32,989.15	95.870	3,162,669.81
6	2587	2014-Jul-29	SDR	27,237.50	USD	41,888.00	95.910	4,017,478.08
7	2587	2014-Jul-30	SDR	23,263.18	USD	35,741.55	95.910	3,427,972.06
8	2587	2014-Jul-30	SDR	38,696.22	USD	59,452.87	95.910	5,702,124.76
9	2587	2014-Jul-31	SDR	352,006.82	USD	540,619.12	95.800	51,791,311.70
10	2587	2014-Aug-06	SDR	35,947.31	USD	55,037.49	97.060	5,341,938.78
11	2587	2014-Sep-02	SDR	119,878.86	USD	181,995.29	96.550	17,571,645.25
12	2587	2014-Sep-03	SDR	140,735.66	USD	213,690.21	96.800	20,685,212.33
13	2587	2014-Sep-03	SDR	23,207.10	USD	35,237.20	96.800	3,410,960.96
14	2587	2014-Sep-11	SDR	6,281.30	USD	9,431.63	97.210	916,848.75

Government of Nepal
Ministry of Finance
Financial Comptroller General Office
Debt Section
Anamnagar, Kathmandu, Nepal
Disbursement Statement

As on 2072/03/31 (2015-Jul-16)

Fiscal Year: 2071/72 Month: Aashadh

SN	Loan ID	Value Date	Commit. Currency	Disbursement (Commit Curr.)	Disburse. Currency	Disburse. Amount	FX Rate	Equivalent NPR
Donor: ADB								
15	2587	2014-Sep-12	SDR	32,373.15	USD	48,502.43	97.190	4,713,951.17
16	2587	2014-Sep-17	SDR	7,114.91	USD	10,672.51	97.400	1,039,502.47
17	2587	2014-Sep-19	SDR	7,777.07	USD	11,667.16	97.040	1,132,181.21
18	2587	2014-Oct-10	SDR	5,859.74	USD	8,686.30	97.390	845,958.76
19	2587	2014-Oct-15	SDR	104,301.73	USD	155,036.18	97.960	15,187,344.19
20	2587	2014-Nov-12	SDR	75,544.68	USD	110,672.96	98.190	10,866,977.94
21	2587	2014-Nov-12	SDR	204,031.45	USD	298,906.07	98.190	29,349,587.01
22	2587	2014-Nov-18	SDR	63,757.56	USD	93,507.48	98.480	9,208,616.63
23	2587	2014-Nov-19	SDR	174,702.40	USD	255,781.79	98.490	25,191,948.50
24	2587	2014-Nov-28	SDR	65,697.79	USD	96,082.36	98.710	9,484,289.76
25	2587	2014-Dec-09	SDR	88,602.95	USD	128,963.36	98.640	12,720,945.83
26	2587	2014-Dec-10	SDR	31,175.73	USD	45,415.56	98.720	4,483,424.08
27	2587	2014-Dec-16	SDR	39,523.49	USD	57,844.21	100.410	5,808,137.13
28	2587	2014-Dec-17	SDR	16,541.28	USD	24,210.81	101.360	2,454,007.70
29	2587	2014-Dec-19	SDR	172,964.98	USD	254,227.38	100.680	25,595,612.62
30	2587	2014-Dec-29	SDR	98,395.63	USD	142,735.66	101.400	14,473,395.92
31	2587	2015-Jan-07	SDR	130,742.81	USD	189,421.49	101.420	19,211,127.52
32	2587	2015-Jan-27	SDR	111,267.81	USD	158,350.78	97.980	15,515,209.42
33	2587	2015-Feb-13	SDR	12,568.90	USD	17,692.23	99.400	1,758,607.66
34	2587	2015-Feb-25	SDR	26,999.32	USD	38,105.49	99.220	3,780,826.72
35	2587	2015-Mar-11	SDR	5,611.55	USD	7,811.06	100.120	782,043.33
36	2587	2015-Apr-07	SDR	24,092.08	USD	33,234.79	99.800	3,316,832.04
37	2587	2015-Apr-07	SDR	47,634.85	USD	65,711.80	99.800	6,558,037.64
38	2587	2015-Apr-08	SDR	33,985.97	USD	47,309.83	99.910	4,726,725.12
39	2587	2015-Apr-15	SDR	116,819.09	USD	160,116.92	100.320	16,062,929.41
40	2587	2015-Apr-15	SDR	201,172.62	USD	275,735.24	100.320	27,661,759.28
41	2587	2015-Apr-20	SDR	32,610.63	USD	44,761.68	100.080	4,479,748.93
42	2587	2015-May-11	SDR	20,795.29	USD	29,218.22	102.000	2,980,258.44
43	2587	2015-May-11	SDR	49,213.74	USD	69,147.27	102.000	7,053,021.54

Government of Nepal
Ministry of Finance
Financial Comptroller General Office
Debt Section
Anamnagar, Kathmandu, Nepal
Disbursement Statement

As on 2072/03/31 (2015-Jul-16)

Fiscal Year: 2071/72 Month: Aashadh

SN	Loan ID	Value Date	Commit. Currency	Disbursement (Commit Curr.)	Disburse. Currency	Disburse. Amount	FX Rate	Equivalent NPR
Donor: ADB								
44	2587	2015-May-13	SDR	58,102.53	USD	81,711.33	101.980	8,332,921.43
45	2587	2015-May-14	SDR	9,901.39	USD	13,907.40	102.160	1,420,779.98
46	2587	2015-May-21	SDR	257,906.44	USD	365,744.86	101.750	37,214,539.50
47	2587	2015-Jun-18	SDR	24,161.49	USD	33,932.39	102.320	3,471,962.14
48	2587	2015-Jun-24	SDR	6,010.44	USD	8,487.34	101.440	860,955.77
49	2587	2015-Jul-06	SDR	48,595.60	USD	68,138.81	101.210	6,896,328.96
50	2587	2015-Jul-08	SDR	111,965.62	USD	156,677.97	101.180	15,852,677.00
51	2587	2015-Jul-08	SDR	59,349.37	USD	83,049.95	101.180	8,402,993.94
52	2587	2015-Jul-14	SDR	28,649.19	USD	40,036.10	101.240	4,053,254.76
Total of 2587				3,723,194.33				537,611,978.51
1	2650	2014-Jul-23	SDR	12,333.08	USD	19,007.00	96.090	1,826,382.63
2	2650	2014-Aug-13	SDR	135,447.80	USD	207,495.19	97.440	20,218,331.31
3	2650	2014-Aug-18	SDR	70,514.17	USD	107,788.67	96.920	10,446,877.90
4	2650	2014-Aug-19	SDR	123,486.62	USD	188,812.27	96.920	18,299,685.21
5	2650	2014-Aug-21	SDR	15,251.62	USD	23,336.35	96.680	2,256,158.32
6	2650	2014-Sep-18	SDR	61,177.41	USD	91,750.21	97.180	8,916,285.41
7	2650	2014-Sep-23	SDR	153,680.41	USD	230,113.36	97.010	22,323,297.05
8	2650	2014-Oct-15	SDR	78,915.31	USD	117,301.29	97.960	11,490,834.37
9	2650	2014-Oct-16	SDR	113,673.08	USD	168,965.94	97.960	16,551,903.48
10	2650	2014-Oct-22	SDR	68,301.44	USD	102,072.40	97.800	9,982,680.72
11	2650	2014-Nov-18	SDR	102,667.26	USD	150,572.83	98.480	14,828,412.30
12	2650	2014-Nov-20	SDR	80,590.16	USD	118,143.56	98.840	11,677,309.47
13	2650	2014-Nov-21	SDR	66,067.84	USD	96,924.17	98.810	9,577,077.24
14	2650	2014-Dec-03	SDR	2,048,844.45	USD	3,000,000.00	98.720	296,160,000.00
15	2650	2014-Dec-09	SDR	77,136.06	USD	112,273.08	98.640	11,074,616.61
16	2650	2014-Dec-12	SDR	142,590.91	USD	207,703.62	99.440	20,654,047.97
17	2650	2014-Dec-15	SDR	32,059.61	USD	46,778.18	99.370	4,648,347.75
18	2650	2014-Dec-22	SDR	521,747.36	USD	764,333.79	100.980	77,182,426.11
19	2650	2015-Mar-27	SDR	643,839.62	USD	895,825.57	99.980	89,564,640.49

Government of Nepal
Ministry of Finance
Financial Comptroller General Office
Debt Section
Anamnagar, Kathmandu, Nepal
Disbursement Statement

As on 2072/03/31 (2015-Jul-16)

Fiscal Year: 2071/72 Month: Aashadh

SN	Loan ID	Value Date	Commit. Currency	Disbursement (Commit Curr.)	Disburse. Currency	Disburse. Amount	FX Rate	Equivalent NPR
Donor: ADB								
20	2650	2015-May-08	SDR	630,992.51	USD	882,809.00	102.410	90,408,469.69
21	2650	2015-May-26	SDR	1,097,101.45	USD	1,542,985.42	101.450	156,535,870.86
22	2650	2015-May-28	SDR	438,346.28	USD	616,722.53	101.990	62,899,530.83
23	2650	2015-Jun-11	SDR	121,506.91	USD	169,688.05	101.840	17,281,031.01
24	2650	2015-Jun-15	SDR	51,806.27	USD	72,724.09	102.200	7,432,402.00
25	2650	2015-Jun-25	SDR	272,032.54	USD	384,539.76	101.480	39,023,094.84
26	2650	2015-Jul-09	SDR	356,941.48	USD	498,968.49	101.340	50,565,466.78
Total of 2650				7,517,051.65				1,081,825,180.35
1	2656	2014-Sep-24	SDR	315,370.69	USD	472,144.62	97.210	45,897,178.51
2	2656	2014-Dec-16	SDR	70,318.39	USD	102,913.77	100.410	10,333,571.65
3	2656	2015-Jan-01	SDR	4,308.51	USD	6,250.06	100.560	628,506.03
4	2656	2015-May-12	SDR	146,659.65	USD	206,853.17	101.980	21,094,886.28
5	2656	2015-Jun-05	SDR	111,916.99	USD	155,811.95	102.290	15,938,004.37
6	2656	2015-Jul-01	SDR	5,659.91	USD	7,961.57	101.620	809,054.74
Total of 2656				654,234.14				94,701,201.58
1	2685	2014-Jul-18	SDR	76,973.44	USD	118,929.35	95.980	11,414,839.01
2	2685	2014-Sep-05	SDR	570,666.11	USD	863,823.00	96.280	83,168,878.44
3	2685	2014-Sep-15	SDR	33,283.35	USD	49,937.01	96.750	4,831,405.72
4	2685	2014-Sep-17	SDR	180,765.09	USD	271,151.25	97.400	26,410,131.75
5	2685	2014-Dec-18	SDR	233,589.07	USD	341,364.73	101.490	34,645,106.45
6	2685	2015-Mar-15	SDR	41,795.44	USD	57,703.20	100.450	5,796,286.44
Total of 2685				1,137,072.50				166,266,647.81
1	2776	2014-Jul-21	SDR	521,233.29	USD	803,517.61	96.160	77,266,253.38
2	2776	2014-Jul-30	SDR	324,581.05	USD	498,686.32	95.910	47,829,004.95
3	2776	2014-Aug-20	SDR	2,219,494.09	USD	3,393,717.44	96.790	328,477,911.02
4	2776	2014-Sep-03	SDR	196,928.79	USD	299,012.74	96.800	28,944,433.23
5	2776	2014-Sep-15	SDR	47,820.69	USD	71,748.25	96.750	6,941,643.19
6	2776	2014-Oct-22	SDR	766,343.19	USD	1,145,253.91	97.800	112,005,832.40
7	2776	2014-Dec-03	SDR	253,108.35	USD	370,611.37	98.720	36,586,754.45
8	2776	2014-Dec-15	SDR	438,997.80	USD	640,541.69	99.370	63,650,627.74

Government of Nepal
Ministry of Finance
Financial Comptroller General Office
Debt Section
Anamnagar, Kathmandu, Nepal
Disbursement Statement

As on 2072/03/31 (2015-Jul-16)

Fiscal Year: 2071/72 Month: Aashadh

SN	Loan ID	Value Date	Commit. Currency	Disbursement (Commit Curr.)	Disburse. Currency	Disburse. Amount	FX Rate	Equivalent NPR
Donor: ADB								
9	2776	2014-Dec-16	SDR	326,193.85	USD	477,397.75	100.410	47,935,508.08
10	2776	2014-Dec-19	SDR	461,329.72	USD	678,071.65	100.680	68,268,253.72
11	2776	2014-Dec-19	SDR	860,897.92	USD	1,265,364.98	100.680	127,396,946.19
12	2776	2014-Dec-22	SDR	662,823.67	USD	971,003.54	100.980	98,051,937.47
13	2776	2014-Dec-23	SDR	289,839.76	USD	422,206.68	100.890	42,596,431.95
14	2776	2015-Mar-15	SDR	72,588.62	USD	100,216.58	100.450	10,066,755.46
15	2776	2015-Mar-19	SDR	473,638.37	USD	648,505.65	100.010	64,857,050.06
16	2776	2015-Jun-29	SDR	543,437.39	USD	764,279.48	101.530	77,597,295.60
17	2776	2015-Jun-30	SDR	1,394,760.05	USD	1,960,907.10	101.860	199,737,997.21
Total of 2776				9,854,016.60				1,438,210,636.10
1	2796	2014-Sep-04	SDR	29,397.63	USD	44,636.77	96.480	4,306,555.57
2	2796	2014-Sep-11	SDR	65,214.64	USD	97,922.39	97.210	9,519,035.53
3	2796	2014-Sep-16	SDR	89,452.50	USD	134,136.70	97.520	13,081,010.98
4	2796	2014-Sep-23	SDR	118,133.34	USD	176,886.96	97.010	17,159,803.99
5	2796	2014-Sep-29	SDR	126,083.35	USD	188,708.95	97.530	18,404,783.89
6	2796	2014-Sep-30	SDR	101,132.45	USD	150,682.29	98.160	14,790,973.59
7	2796	2014-Sep-30	SDR	52,902.27	USD	78,821.74	98.160	7,737,142.00
8	2796	2014-Nov-04	SDR	241,062.14	USD	359,023.49	97.950	35,166,350.85
9	2796	2014-Nov-12	SDR	139,226.32	USD	203,966.56	98.190	20,027,476.53
10	2796	2014-Dec-09	SDR	143,905.55	USD	209,457.41	98.640	20,660,878.92
11	2796	2014-Dec-09	SDR	28,079.01	USD	40,869.56	98.640	4,031,373.40
12	2796	2014-Dec-15	SDR	11,507.46	USD	16,790.54	99.370	1,668,475.96
13	2796	2014-Dec-18	SDR	173,958.05	USD	254,220.55	101.490	25,800,843.62
14	2796	2014-Dec-18	SDR	82,699.99	USD	120,856.94	101.490	12,265,770.84
15	2796	2014-Dec-18	SDR	172,869.47	USD	252,629.71	101.490	25,639,389.27
16	2796	2014-Dec-19	SDR	75,045.18	USD	110,302.91	100.680	11,105,296.98
17	2796	2014-Dec-19	SDR	78,440.81	USD	115,293.87	100.680	11,607,786.83
18	2796	2014-Dec-22	SDR	184,208.25	USD	269,855.88	100.980	27,250,046.76
19	2796	2015-Feb-12	SDR	33,460.12	USD	47,162.37	99.310	4,683,694.96

Government of Nepal
Ministry of Finance
Financial Comptroller General Office
Debt Section
Anamnagar, Kathmandu, Nepal
Disbursement Statement

As on 2072/03/31 (2015-Jul-16)

Fiscal Year: 2071/72 Month: Aashadh

SN	Loan ID	Value Date	Commit. Currency	Disbursement (Commit Curr.)	Disburse. Currency	Disburse. Amount	FX Rate	Equivalent NPR
Donor: ADB								
20	2796	2015-Jun-15	SDR	19,418.88	USD	27,259.65	102.200	2,785,936.23
21	2796	2015-Jul-08	SDR	54,571.05	USD	76,363.45	101.180	7,726,453.87
22	2796	2015-Jul-16	SDR	56,606.62	USD	79,187.56	101.140	8,009,029.82
Total of 2796				2,077,375.08				303,428,110.39
1	2808	2014-Aug-06	SDR	69,602.88	USD	106,566.19	97.060	10,343,314.40
2	2808	2014-Aug-14	SDR	10,712.35	USD	16,403.61	97.650	1,601,812.52
3	2808	2014-Aug-25	SDR	152,523.50	USD	232,371.07	96.450	22,412,189.70
4	2808	2014-Sep-30	SDR	159,936.16	USD	238,296.88	98.160	23,391,221.74
5	2808	2014-Oct-10	SDR	7,640.48	USD	11,326.02	97.390	1,103,041.09
6	2808	2014-Oct-10	SDR	50,442.10	USD	74,773.86	97.390	7,282,226.23
7	2808	2014-Oct-10	SDR	88,553.96	USD	131,269.74	97.390	12,784,359.98
8	2808	2014-Nov-15	SDR	2,589.40	USD	3,794.92	98.460	373,647.82
9	2808	2014-Nov-19	SDR	2,814.71	USD	4,121.01	98.490	405,878.27
10	2808	2014-Nov-28	SDR	81,160.49	USD	118,696.40	98.710	11,716,521.64
11	2808	2014-Dec-22	SDR	1,027,057.33	USD	1,504,587.64	100.980	151,933,259.89
12	2808	2015-Jan-14	SDR	634,784.51	USD	907,227.67	99.130	89,933,478.93
13	2808	2015-Feb-17	SDR	17,534.93	USD	24,742.13	99.160	2,453,429.61
14	2808	2015-Feb-20	SDR	475,940.77	USD	674,184.38	99.450	67,047,636.59
15	2808	2015-Feb-25	SDR	4,080.33	USD	5,758.78	99.220	571,386.15
16	2808	2015-Mar-13	SDR	655,112.73	USD	904,455.19	99.710	90,183,226.99
17	2808	2015-Mar-19	SDR	886,090.14	USD	1,213,234.62	100.010	121,335,594.35
18	2808	2015-Apr-30	SDR	18,672.10	USD	25,920.23	101.410	2,628,570.52
19	2808	2015-May-13	SDR	261,236.39	USD	367,384.57	101.980	37,465,878.45
20	2808	2015-May-15	SDR	15,468.51	USD	21,824.21	101.840	2,222,577.55
21	2808	2015-May-26	SDR	447,152.10	USD	628,883.65	101.450	63,800,246.29
22	2808	2015-May-27	SDR	25,553.54	USD	35,952.04	101.990	3,666,748.56
23	2808	2015-Jun-04	SDR	149,117.82	USD	207,029.21	102.170	21,152,174.39
24	2808	2015-Jun-09	SDR	213,025.33	USD	300,220.86	102.250	30,697,582.94
25	2808	2015-Jun-11	SDR	6,447.41	USD	9,004.00	101.840	916,967.36

Government of Nepal
Ministry of Finance
Financial Comptroller General Office
Debt Section
Anamnagar, Kathmandu, Nepal
Disbursement Statement

As on 2072/03/31 (2015-Jul-16)

Fiscal Year: 2071/72 Month: Aashadh

SN	Loan ID	Value Date	Commit. Currency	Disbursement (Commit Curr.)	Disburse. Currency	Disburse. Amount	FX Rate	Equivalent NPR
Donor: ADB								
26	2808	2015-Jun-17	SDR	574,660.18	USD	806,208.00	102.240	82,426,705.92
27	2808	2015-Jul-13	SDR	160,951.02	USD	224,660.26	101.130	22,719,892.09
28	2808	2015-Jul-13	SDR	135,496.16	USD	189,129.60	101.130	19,126,676.45
29	2808	2015-Jul-15	SDR	55,873.69	USD	78,484.10	101.280	7,948,869.65
Total of 2808				6,390,231.02				909,645,116.07
1	3012	2014-Aug-22	SDR	4,910,723.05	USD	7,500,000.00	96.780	725,850,000.00
2	3012	2014-Sep-15	SDR	329,721.73	USD	494,701.30	96.750	47,862,350.78
3	3012	2014-Oct-10	SDR	331,204.66	USD	490,967.85	97.390	47,815,358.91
4	3012	2014-Dec-10	SDR	1,466,473.54	USD	2,136,299.99	98.720	210,895,535.01
5	3012	2015-Jan-01	SDR	20,168.26	USD	29,256.68	100.560	2,942,051.74
6	3012	2015-Feb-25	SDR	71,724.16	USD	101,227.89	99.220	10,043,831.25
7	3012	2015-May-07	SDR	1,617,713.04	USD	2,264,555.60	101.360	229,535,355.62
8	3012	2015-Jul-01	SDR	37,969.06	USD	53,409.56	101.620	5,427,479.49
9	3012	2015-Jul-13	SDR	461,807.23	USD	644,604.38	101.130	65,188,840.95
Total of 3012				9,247,504.73				1,345,560,803.75
1	3057	2014-Nov-17	SDR	715,346.57	USD	1,050,000.00	98.460	103,383,000.00
2	3057	2015-Apr-15	SDR	2,940.87	USD	4,030.87	100.320	404,376.88
Total of 3057				718,287.44				103,787,376.88
1	3000	2014-Dec-08	SDR	5,487,171.53	USD	7,991,352.00	98.540	787,467,826.08
2	3000	2014-Dec-10	SDR	162,085.70	USD	236,119.96	98.720	23,309,762.45
3	3000	2015-Apr-15	SDR	19,920.32	USD	27,303.59	100.320	2,739,096.15
Total of 3000				5,669,177.55				813,516,684.68
1	3124	2014-Dec-19	SDR	816,426.50	USD	1,200,000.00	100.680	120,816,000.00
2	3124	2015-Apr-01	SDR	2,313.21	USD	3,206.69	100.300	321,631.01
3	3124	2015-Apr-23	SDR	25,574.52	USD	35,316.11	100.820	3,560,570.21
4	3124	2015-Jun-01	SDR	215,417.68	USD	299,213.00	101.800	30,459,883.40
5	3124	2015-Jun-03	SDR	67,262.95	USD	93,529.13	102.000	9,539,971.26
6	3124	2015-Jun-30	SDR	167,610.07	USD	235,644.68	101.860	24,002,767.10
Total of 3124				1,294,604.93				188,700,822.98
1	2579	2014-Dec-29	SDR	692,011.66	USD	1,003,852.87	101.400	101,790,681.02

Government of Nepal
Ministry of Finance
Financial Comptroller General Office
Debt Section
Anamnagar, Kathmandu, Nepal
Disbursement Statement

As on 2072/03/31 (2015-Jul-16)

Fiscal Year: 2071/72 Month: Aashadh

SN	Loan ID	Value Date	Commit. Currency	Disbursement (Commit Curr.)	Disburse. Currency	Disburse. Amount	FX Rate	Equivalent NPR
Donor: ADB								
2	2579	2015-Mar-02	SDR	308,856.03	USD	436,620.51	98.640	43,068,247.11
3	2579	2015-Jun-08	SDR	867,203.81	USD	1,211,735.21	101.700	123,233,470.86
4	2579	2015-Jun-09	SDR	361,389.62	USD	509,313.62	102.250	52,077,317.64
5	2579	2015-Jun-15	SDR	4,303.47	USD	6,041.08	102.200	617,398.38
Total of 2579				2,233,764.59				320,787,115.01
1	2851	2015-Mar-30	SDR	620,108.19	USD	862,979.76	99.560	85,918,264.91
2	2851	2015-May-07	SDR	48,030.07	USD	67,234.90	101.360	6,814,929.46
3	2851	2015-Jul-01	SDR	1,639.54	USD	2,306.28	101.620	234,364.17
4	2851	2015-Jul-16	SDR	74,139.12	USD	103,713.95	101.140	10,489,628.90
Total of 2851				743,916.92				103,457,187.44
1	3157	2015-May-21	SDR	2,115,461.91	USD	3,000,000.00	101.750	305,250,000.00
Total of 3157				2,115,461.91				305,250,000.00
Donor: IDA								
1	4510	2014-Aug-29	SDR	743.04	USD	1,128.22	96.500	108,873.23
Total of 4510				743.04				108,873.23
1	4652	2015-May-05	SDR	-11,376.14	USD	-15,916.13	101.180	-1,610,394.03
Total of 4652				-11,376.14				-1,610,394.03
1	4707	2015-Apr-28	SDR	5,020,440.36	USD	7,000,000.00	101.880	713,160,000.00
2	4707	2015-May-04	SDR	9,708,121.98	USD	13,661,948.82	101.180	1,382,315,981.61
Total of 4707				14,728,562.34				2,095,475,981.61
1	4750	2014-Aug-26	SDR	448,886.51	USD	681,746.39	96.610	65,863,518.74
2	4750	2014-Aug-26	SDR	196,533.03	USD	298,484.54	96.610	28,836,591.41
3	4750	2015-Feb-10	SDR	564,935.52	USD	795,214.53	99.170	78,861,424.94
Total of 4750				1,210,355.06				173,561,535.09
1	4832	2014-Nov-13	SDR	286,178.76	USD	419,712.63	98.120	41,182,203.26
Total of 4832				286,178.76				41,182,203.26
1	4902	2014-Aug-01	SDR	5,916.05	USD	9,057.83	96.590	874,895.80
2	4902	2014-Aug-13	SDR	489,088.57	USD	747,625.68	97.440	72,848,646.26
3	4902	2014-Aug-26	SDR	333,451.13	USD	506,428.91	96.610	48,926,097.00
4	4902	2014-Sep-11	SDR	851,232.72	USD	1,276,448.94	97.210	124,083,601.46

Government of Nepal
Ministry of Finance
Financial Comptroller General Office
Debt Section
Anamnagar, Kathmandu, Nepal
Disbursement Statement

As on 2072/03/31 (2015-Jul-16)

Fiscal Year: 2071/72 Month: Aashadh

SN	Loan ID	Value Date	Commit. Currency	Disbursement (Commit Curr.)	Disburse. Currency	Disburse. Amount	FX Rate	Equivalent NPR
Donor: IDA								
5	4902	2014-Sep-12	SDR	152,921.52	USD	229,385.33	97.190	22,293,960.22
6	4902	2014-Nov-13	SDR	1,465,870.12	USD	2,149,859.78	98.120	210,944,241.61
7	4902	2014-Nov-17	SDR	806,287.37	USD	1,182,001.17	98.460	116,379,835.20
8	4902	2014-Dec-17	SDR	620,454.81	USD	908,935.28	101.360	92,129,679.98
9	4902	2015-Jan-12	SDR	658,087.10	USD	940,169.56	99.430	93,481,059.35
10	4902	2015-Jan-27	SDR	418,214.76	USD	588,344.54	97.980	57,645,998.03
11	4902	2015-Jan-28	SDR	288,825.36	USD	407,754.99	97.940	39,935,523.72
12	4902	2015-Feb-02	SDR	811,445.37	USD	1,143,229.13	98.680	112,813,850.55
13	4902	2015-Mar-16	SDR	464,033.85	USD	635,355.13	100.450	63,821,422.81
14	4902	2015-Mar-19	SDR	25,323.58	USD	34,900.45	100.010	3,490,394.00
15	4902	2015-Mar-31	SDR	514,538.74	USD	709,801.05	99.980	70,965,908.98
16	4902	2015-May-11	SDR	1,214,310.74	USD	1,705,608.72	102.000	173,972,089.44
17	4902	2015-May-15	SDR	422,082.04	USD	597,659.73	101.840	60,865,666.90
18	4902	2015-Jun-03	SDR	778,715.12	USD	1,088,090.85	102.000	110,985,266.70
19	4902	2015-Jun-25	SDR	187,640.44	USD	263,805.57	101.480	26,770,989.24
20	4902	2015-Jul-08	SDR	28,836.34	USD	40,250.63	101.180	4,072,558.74
21	4902	2015-Jul-14	SDR	342,676.28	USD	478,766.74	101.240	48,470,344.76
Total of 4902				10,879,952.01				1,555,772,030.75
1	4932	2014-Aug-05	SDR	60,286.12	USD	92,331.20	97.200	8,974,592.64
2	4932	2014-Aug-06	SDR	498,179.79	EUR	571,098.54	129.940	74,208,544.29
3	4932	2014-Sep-18	SDR	24,234.04	USD	36,286.84	97.180	3,526,355.11
4	4932	2014-Dec-05	SDR	39,226.30	USD	57,143.31	98.790	5,645,187.59
5	4932	2014-Dec-15	SDR	463,350.31	USD	677,135.51	99.370	67,286,955.63
6	4932	2015-Jan-05	SDR	99,989.26	USD	143,335.60	100.960	14,471,162.18
7	4932	2015-Jan-07	SDR	2,139.97	USD	3,058.85	101.420	310,228.57
8	4932	2015-Jan-14	SDR	57,218.15	USD	81,785.33	99.130	8,107,379.76
9	4932	2015-May-27	SDR	18,211.17	USD	25,295.13	101.990	2,579,850.31
10	4932	2015-Jun-19	SDR	77,839.07	USD	109,916.56	101.730	11,181,811.65
Total of 4932				1,340,674.18				196,292,067.73

Government of Nepal
Ministry of Finance
Financial Comptroller General Office
Debt Section
Anamnagar, Kathmandu, Nepal
Disbursement Statement

As on 2072/03/31 (2015-Jul-16)

Fiscal Year: 2071/72 Month: Aashadh

SN	Loan ID	Value Date	Commit. Currency	Disbursement (Commit Curr.)	Disburse. Currency	Disburse. Amount	FX Rate	Equivalent NPR
Donor: IDA								
1	5138	2014-Dec-05	SDR	3,626,312.00	USD	5,282,666.27	98.790	521,874,600.81
2	5138	2015-May-19	SDR	4,737,623.84	USD	6,667,968.67	101.460	676,532,101.26
3	5138	2015-May-27	SDR	2,102,712.51	USD	2,920,646.65	101.990	297,876,751.83
Total of 5138				10,466,648.35				1,496,283,453.90
1	4905	2014-Sep-26	SDR	75,740.25	USD	112,937.05	97.850	11,050,890.34
2	4905	2014-Dec-29	SDR	25,617.05	USD	37,111.42	101.400	3,763,097.99
3	4905	2015-Feb-05	SDR	26,328.27	USD	37,271.09	98.510	3,671,575.08
4	4905	2015-Apr-10	SDR	48,760.40	USD	66,832.96	99.890	6,675,944.37
5	4905	2015-May-15	SDR	82,809.31	USD	117,256.33	101.840	11,941,384.65
Total of 4905				259,255.28				37,102,892.43
1	5263	2014-Jul-23	SDR	124,794.22	USD	191,992.16	96.090	18,448,526.65
2	5263	2014-Jul-24	SDR	21,235.12	USD	32,657.06	95.860	3,130,505.77
3	5263	2014-Sep-18	SDR	289,909.66	USD	434,096.23	97.180	42,185,471.63
4	5263	2014-Oct-30	SDR	287,922.85	USD	426,350.40	97.870	41,726,913.65
5	5263	2015-Jan-09	SDR	74,169.00	USD	106,001.59	99.980	10,598,038.97
6	5263	2015-Mar-25	SDR	51,020.30	USD	71,002.90	99.320	7,052,008.03
7	5263	2015-Apr-24	SDR	2,058,601.70	USD	2,854,210.09	100.620	287,190,619.26
8	5263	2015-May-15	SDR	372,619.68	USD	527,622.01	101.840	53,733,025.50
9	5263	2015-May-15	SDR	16,740.25	USD	23,703.86	101.840	2,414,001.10
10	5263	2015-May-21	SDR	2,024,643.71	USD	2,847,499.40	101.750	289,733,063.95
11	5263	2015-May-26	SDR	2,050,328.84	USD	2,852,314.97	101.450	289,367,353.71
12	5263	2015-Jun-29	SDR	231,067.66	USD	324,241.07	101.530	32,920,195.84
13	5263	2015-Jul-07	SDR	1,300,713.09	USD	1,814,416.72	101.260	183,727,837.07
14	5263	2015-Jul-14	SDR	28,201.68	USD	39,401.69	101.240	3,989,027.10
Total of 5263				8,931,967.76				1,266,216,588.23
1	5273	2014-Sep-04	SDR	112,190.39	USD	169,769.87	96.480	16,379,397.06
2	5273	2015-Jun-03	SDR	6,247.87	USD	8,730.08	102.000	890,468.16
3	5273	2015-Jun-08	SDR	93,320.51	USD	130,324.89	101.700	13,254,041.31
4	5273	2015-Jun-11	SDR	1,726,833.76	USD	2,428,083.68	101.840	247,276,041.97
Total of 5273				1,938,592.53				277,799,948.50

Government of Nepal
Ministry of Finance
Financial Comptroller General Office
Debt Section
Anamnagar, Kathmandu, Nepal
Disbursement Statement

As on 2072/03/31 (2015-Jul-16)

Fiscal Year: 2071/72 Month: Aashadh

SN	Loan ID	Value Date	Commit. Currency	Disbursement (Commit Curr.)	Disburse. Currency	Disburse. Amount	FX Rate	Equivalent NPR
Donor: IDA								
1	4924	2014-Sep-24	SDR	2,984,028.28	USD	4,466,195.12	97.210	434,158,827.62
2	4924	2014-Nov-26	SDR	307,326.67	USD	450,000.00	98.690	44,410,500.00
3	4924	2014-Dec-09	SDR	166,765.24	USD	242,916.92	98.640	23,961,324.99
4	4924	2015-May-28	SDR	5,242.05	USD	7,284.40	101.990	742,935.96
5	4924	2015-Jun-03	SDR	1,418,295.03	USD	1,981,769.46	102.000	202,140,484.92
Total of 4924				4,881,657.27				705,414,073.49
1	4981	2014-Sep-02	SDR	379,895.08	USD	575,050.98	96.550	55,521,172.12
2	4981	2015-Apr-23	SDR	963,163.99	USD	1,330,851.84	100.820	134,176,482.51
Total of 4981				1,343,059.07				189,697,654.63
1	5446	2015-May-28	SDR	2,748,173.96	USD	3,818,890.01	101.990	389,488,592.12
2	5446	2015-Jun-03	SDR	872,520.36	USD	1,219,163.98	102.000	124,354,725.96
Total of 5446				3,620,694.32				513,843,318.08
1	5002	2014-Nov-19	SDR	5,337,454.60	USD	7,831,273.51	98.490	771,302,128.00
Total of 5002				5,337,454.60				771,302,128.00
1	5137	2015-Mar-12	SDR	726,548.82	USD	1,000,000.00	100.160	100,160,000.00
2	5137	2015-Mar-16	SDR	205,185.46	USD	280,939.93	100.450	28,220,415.97
Total of 5137				931,734.28				128,380,415.97
1	5250	2015-Apr-30	SDR	7,893,336.76	USD	11,101,346.69	101.410	1,125,787,567.83
2	5250	2015-Jun-24	SDR	10,119,616.96	USD	14,232,026.90	101.440	1,443,696,808.74
Total of 5250				18,012,953.72				2,569,484,376.57
1	5344	2015-Jun-25	SDR	168,754.55	USD	237,253.71	101.480	24,076,506.49
2	5344	2015-Jun-29	SDR	5,980,598.55	USD	8,392,155.30	101.530	852,055,527.61
Total of 5344				6,149,353.10				876,132,034.10
Donor: IFAD								
1	576	2014-Oct-09	SDR	72,099.37	USD	107,589.56	97.940	10,537,321.51
2	576	2014-Nov-14	SDR	499,482.69	USD	731,292.60	98.190	71,805,620.39
3	576	2015-Jan-22	SDR	624,932.08	USD	889,372.09	98.320	87,443,063.89
4	576	2015-Mar-20	SDR	113,437.98	USD	156,225.65	99.730	15,580,384.07
5	576	2015-Jun-29	SDR	174,583.00	USD	244,980.11	101.530	24,872,830.57
Total of 576				1,484,535.12				210,239,220.43

Government of Nepal
Ministry of Finance
Financial Comptroller General Office
Debt Section
Anamnagar, Kathmandu, Nepal
Disbursement Statement

As on 2072/03/31 (2015-Jul-16)

Fiscal Year: 2071/72 Month: Aashadh

SN	Loan ID	Value Date	Commit. Currency	Disbursement (Commit Curr.)	Disburse. Currency	Disburse. Amount	FX Rate	Equivalent NPR
Donor: IFAD								
1	646A	2014-Nov-27	SDR	310,623.83	USD	454,827.84	98.660	44,873,314.69
2	646A	2015-May-20	SDR	2,818.13	USD	3,949.67	101.480	400,812.51
Total of 646A				313,441.96				45,274,127.20
1	796	2014-Aug-07	SDR	43,744.45	USD	66,984.56	98.100	6,571,185.34
2	796	2015-Feb-13	SDR	223,169.02	USD	315,895.75	99.400	31,400,037.55
3	796	2015-Mar-02	SDR	55,249.37	USD	77,725.37	98.640	7,666,830.50
4	796	2015-Apr-28	SDR	29,399.13	USD	40,991.21	101.880	4,176,184.47
5	796	2015-Jun-24	SDR	171,737.81	USD	241,528.62	101.440	24,500,663.21
6	796	2015-Jul-10	SDR	203,842.74	USD	286,331.78	101.140	28,959,596.23
7	796	2015-Jul-16	SDR	36,817.43	USD	51,226.67	101.140	5,181,065.40
Total of 796				763,959.95				108,455,562.70
1	881	2014-Nov-26	SDR	365,731.83	USD	535,519.17	98.690	52,850,386.89
2	881	2015-Jun-30	SDR	240,925.44	USD	338,835.13	101.860	34,513,746.34
Total of 881				606,657.27				87,364,133.23
Donor: NDF								
1	265	2014-Aug-25	EUR	12,382.91	USD	16,445.75	96.450	1,586,192.59
2	265	2014-Aug-25	EUR	61,204.48	USD	81,285.71	96.450	7,840,006.73
3	265	2014-Sep-15	EUR	13,506.70	USD	17,456.06	96.750	1,688,873.81
4	265	2014-Sep-18	EUR	64,667.97	USD	83,809.68	97.180	8,144,624.70
5	265	2014-Nov-07	EUR	79,221.98	EUR	79,221.98	122.730	9,722,913.61
6	265	2014-Nov-13	EUR	74,940.12	EUR	74,940.12	122.450	9,176,417.69
7	265	2014-Nov-21	EUR	88,088.00	USD	110,585.66	98.810	10,926,969.06
8	265	2014-Nov-27	EUR	13,956.57	USD	17,410.83	98.660	1,717,752.49
9	265	2015-Feb-13	EUR	37,997.07	USD	43,073.50	99.400	4,281,505.90
10	265	2015-Feb-13	EUR	163,035.73	USD	184,817.38	99.400	18,370,847.57
11	265	2015-May-04	EUR	160,311.63	USD	178,394.80	101.180	18,049,985.86
12	265	2015-May-07	EUR	53,745.23	USD	59,904.42	101.360	6,071,912.01
13	265	2015-May-26	EUR	12,803.64	USD	14,103.21	101.450	1,430,770.65
14	265	2015-May-26	EUR	136,445.89	USD	150,295.14	101.450	15,247,441.95
Total of 265				972,307.92				114,256,214.62

Government of Nepal
Ministry of Finance
Financial Comptroller General Office
Debt Section
Anamnagar, Kathmandu, Nepal
Disbursement Statement

As on 2072/03/31 (2015-Jul-16)

Fiscal Year: 2071/72 Month: Aashadh

SN	Loan ID	Value Date	Commit. Currency	Disbursement (Commit Curr.)	Disburse. Currency	Disburse. Amount	FX Rate	Equivalent NPR
Donor: OFID								
1	1060	2015-Apr-30	USD	463,031.06	USD	463,031.06	101.410	46,955,979.79
Total of 1060				463,031.06				46,955,979.79
1	1155	2015-Apr-16	USD	106,092.99	USD	106,092.99	100.090	10,618,847.37
2	1155	2015-Apr-20	USD	43,876.09	USD	43,876.09	100.080	4,391,119.09
3	1155	2015-May-26	USD	51,720.33	USD	51,720.33	101.450	5,247,027.48
4	1155	2015-Jun-16	USD	360,990.59	USD	360,990.59	102.200	36,893,238.30
Total of 1155				562,680.00				57,150,232.24
1	1346	2015-Apr-07	USD	754,941.12	USD	754,941.12	99.800	75,343,123.78
2	1346	2015-Apr-13	USD	332,571.26	USD	332,571.26	99.400	33,057,583.24
Total of 1346				1,087,512.38				108,400,707.02
1	1364	2014-Nov-03	USD	110,961.59	USD	110,961.59	97.880	10,860,920.43
2	1364	2014-Dec-09	USD	70,081.50	USD	70,081.50	98.640	6,912,839.16
3	1364	2014-Dec-29	USD	65,043.52	USD	65,043.52	101.400	6,595,412.93
4	1364	2015-Feb-13	USD	219,210.45	USD	219,210.45	99.400	21,789,518.73
5	1364	2015-Feb-23	USD	364,154.35	USD	364,154.35	99.260	36,145,960.78
6	1364	2015-Mar-17	USD	56,409.86	USD	56,409.86	100.200	5,652,267.97
Total of 1364				885,861.27				87,956,920.00
1	1442	2014-Nov-04	USD	698,199.80	USD	698,199.80	97.950	68,388,670.41
2	1442	2014-Nov-26	USD	327,697.66	USD	327,697.66	98.690	32,340,482.07
3	1442	2014-Dec-09	USD	267,232.67	USD	267,232.67	98.640	26,359,830.57
4	1442	2015-Mar-23	USD	2,212,455.60	USD	2,212,455.60	100.240	221,776,549.34
5	1442	2015-Mar-30	USD	296,006.02	USD	296,006.02	99.560	29,470,359.35
Total of 1442				3,801,591.75				378,335,891.74
Total of Multilateral								23,489,850,384.26

Government of Nepal
Ministry of Finance
Financial Comptroller General Office
Debt Section
Anamnagar, Kathmandu, Nepal
Disbursement Statement

As on 2072/03/31 (2015-Jul-16)

Fiscal Year: 2071/72 Month: Aashadh

SN	Loan ID	Value Date	Commit. Currency	Disbursement (Commit Curr.)	Disburse. Currency	Disburse. Amount	FX Rate	Equivalent NPR
<i>DonorType:</i>		Bilateral						
Donor: China								
1	359	2014-Jul-22	RMB	569,185.29	RMB	569,185.29	15.490	8,816,680.14
2	359	2014-Jul-25	RMB	18,802,059.23	RMB	18,802,059.23	15.480	291,055,876.88
3	359	2014-Aug-05	RMB	10,199,194.85	RMB	10,199,194.85	15.730	160,433,334.99
4	359	2014-Sep-13	RMB	5,070,884.48	RMB	5,070,884.48	15.770	79,967,848.25
5	359	2015-Jan-20	RMB	6,190,255.70	RMB	6,190,255.70	15.830	97,991,747.73
6	359	2015-Feb-16	RMB	16,294,846.80	RMB	16,294,846.80	16.000	260,717,548.80
7	359	2015-Mar-04	RMB	4,409,995.41	RMB	4,409,995.41	15.840	69,854,327.29
8	359	2015-Jun-30	RMB	28,029,137.38	RMB	28,029,137.38	16.410	459,958,144.41
Total of 359				89,565,559.14		1,428,795,508.49		
1	494	2014-Sep-01	RMB	65,638,755.00	RMB	65,638,755.00	15.710	1,031,184,841.05
2	494	2014-Sep-05	RMB	65,638,755.00	RMB	65,638,755.00	15.680	1,029,215,678.40
Total of 494				131,277,510.00		2,060,400,519.45		
Donor: India								
1	00001984	2014-Jul-23	USD	61,857.33	USD	61,857.33	96.090	5,943,870.84
2	00001984	2014-Jul-24	USD	262,978.08	USD	262,978.08	95.860	25,209,078.75
3	00001984	2014-Aug-07	USD	82,350.33	USD	82,350.33	98.100	8,078,567.37
4	00001984	2014-Aug-14	USD	14,406.78	USD	14,406.78	97.650	1,406,822.07
5	00001984	2014-Sep-17	USD	19,306.89	USD	19,306.89	97.400	1,880,491.09
6	00001984	2014-Sep-25	USD	267,287.37	USD	267,287.37	97.240	25,991,023.86
7	00001984	2014-Sep-30	USD	114,910.71	USD	114,910.71	98.160	11,279,635.29
8	00001984	2014-Sep-30	USD	108,663.62	USD	108,663.62	98.160	10,666,420.94
9	00001984	2014-Oct-01	USD	45,376.36	USD	45,376.36	98.500	4,469,571.46
10	00001984	2014-Oct-01	USD	25,709.25	USD	25,709.25	98.500	2,532,361.12
11	00001984	2014-Oct-17	USD	23,833.33	USD	23,833.33	98.640	2,350,919.67
12	00001984	2014-Oct-21	USD	11,584.14	USD	11,584.14	97.880	1,133,855.62
13	00001984	2014-Nov-12	USD	436,890.94	USD	436,890.94	98.190	42,898,321.40
14	00001984	2014-Dec-26	USD	578,133.52	USD	578,133.52	101.330	58,582,269.58
15	00001984	2014-Dec-31	USD	258,219.31	USD	258,219.31	101.120	26,111,136.63

Government of Nepal
Ministry of Finance
Financial Comptroller General Office
Debt Section
Anamnagar, Kathmandu, Nepal
Disbursement Statement

As on 2072/03/31 (2015-Jul-16)

Fiscal Year: 2071/72 Month: Aashadh

SN	Loan ID	Value Date	Commit. Currency	Disbursement (Commit Curr.)	Disburse. Currency	Disburse. Amount	FX Rate	Equivalent NPR
Donor: India								
16	00001984	2014-Dec-31	USD	69,347.17	USD	69,347.17	101.120	7,012,385.83
17	00001984	2015-Jan-06	USD	15,425.55	USD	15,425.55	101.160	1,560,448.64
18	00001984	2015-Jan-06	USD	16,135.35	USD	16,135.35	101.160	1,632,252.01
19	00001984	2015-Jan-06	USD	262,134.56	USD	262,134.56	101.160	26,517,532.09
20	00001984	2015-Jan-06	USD	111,701.89	USD	111,701.89	101.160	11,299,763.19
21	00001984	2015-Jan-09	USD	69,516.31	USD	69,516.31	99.980	6,950,240.67
22	00001984	2015-Jan-09	USD	87,246.11	USD	87,246.11	99.980	8,722,866.08
23	00001984	2015-Jan-23	USD	1,041.83	USD	1,041.83	98.420	102,536.91
24	00001984	2015-Jan-23	USD	1,734.16	USD	1,734.16	98.420	170,676.03
25	00001984	2015-Feb-03	USD	28,482.88	USD	28,482.88	98.580	2,807,842.31
26	00001984	2015-Feb-03	USD	52,150.74	USD	52,150.74	98.580	5,141,019.95
27	00001984	2015-Feb-25	USD	87,491.31	USD	87,491.31	99.220	8,680,887.78
28	00001984	2015-Mar-04	USD	190,135.74	USD	190,135.74	98.760	18,777,805.68
29	00001984	2015-Mar-11	USD	154,931.59	USD	154,931.59	100.120	15,511,750.79
30	00001984	2015-Mar-11	USD	368,650.53	USD	368,650.53	100.120	36,909,291.06
31	00001984	2015-Mar-19	USD	444,689.02	USD	444,689.02	100.010	44,473,348.89
32	00001984	2015-Mar-20	USD	98,459.36	USD	98,459.36	99.730	9,819,351.97
33	00001984	2015-Mar-20	USD	81,467.29	USD	81,467.29	99.730	8,124,732.83
34	00001984	2015-Mar-20	USD	21,848.56	USD	21,848.56	99.730	2,178,956.89
35	00001984	2015-Mar-25	USD	13,778.14	USD	13,778.14	99.320	1,368,444.86
36	00001984	2015-Mar-30	USD	178,907.33	USD	178,907.33	99.560	17,812,013.77
37	00001984	2015-Mar-31	USD	166,792.29	USD	166,792.29	99.980	16,675,893.15
38	00001984	2015-May-14	USD	76,460.49	USD	76,460.49	102.160	7,811,203.66
39	00001984	2015-May-14	USD	28,299.70	USD	28,299.70	102.160	2,891,097.35
40	00001984	2015-May-14	USD	129,513.33	USD	129,513.33	102.160	13,231,081.79
41	00001984	2015-May-26	USD	82,130.15	USD	82,130.15	101.450	8,332,103.72
42	00001984	2015-May-28	USD	187,936.56	USD	187,936.56	101.990	19,167,649.75
43	00001984	2015-Jun-11	USD	109,010.00	USD	109,010.00	101.840	11,101,578.40
44	00001984	2015-Jun-29	USD	73,716.68	USD	73,716.68	101.530	7,484,454.52

Government of Nepal
Ministry of Finance
Financial Comptroller General Office
Debt Section
Anamnagar, Kathmandu, Nepal
Disbursement Statement

As on 2072/03/31 (2015-Jul-16)

Fiscal Year: 2071/72 Month: Aashadh

SN	Loan ID	Value Date	Commit. Currency	Disbursement (Commit Curr.)	Disburse. Currency	Disburse. Amount	FX Rate	Equivalent NPR
Donor: India								
45	00001984	2015-Jun-29	USD	466,016.30	USD	466,016.30	101.530	47,314,634.94
46	00001984	2015-Jun-29	USD	63,121.10	USD	63,121.10	101.530	6,408,685.28
47	00001984	2015-Jul-02	USD	221,190.32	USD	221,190.32	101.420	22,433,122.25
48	00001984	2015-Jul-09	USD	3,418.77	USD	3,418.77	101.340	346,458.15
49	00001984	2015-Jul-09	USD	229,824.75	USD	229,824.75	101.340	23,290,440.16
Total of 00001984				6,504,213.82				650,596,897.04
1	00000903	2014-Aug-26	USD	99,689.00	USD	99,689.00	96.610	9,630,954.29
2	00000903	2014-Sep-02	USD	319,004.14	USD	319,004.14	96.550	30,799,849.72
3	00000903	2014-Sep-29	USD	19,881.40	USD	19,881.40	97.530	1,939,032.94
4	00000903	2014-Sep-29	USD	26,518.49	USD	26,518.49	97.530	2,586,348.33
5	00000903	2014-Sep-29	USD	9,111.60	USD	9,111.60	97.530	888,654.35
6	00000903	2014-Nov-14	USD	256,598.85	USD	256,598.85	98.190	25,195,441.08
7	00000903	2014-Dec-01	USD	43,213.85	USD	43,213.85	98.950	4,276,010.46
8	00000903	2014-Dec-01	USD	2,547.43	USD	2,547.43	98.950	252,068.20
9	00000903	2014-Dec-05	USD	359,292.00	USD	359,292.00	98.790	35,494,456.68
10	00000903	2014-Dec-11	USD	175,885.00	USD	175,885.00	98.940	17,402,061.90
11	00000903	2015-Jan-09	USD	11,452.94	USD	11,452.94	99.980	1,145,064.94
12	00000903	2015-Jan-09	USD	26,758.05	USD	26,758.05	99.980	2,675,269.84
13	00000903	2015-Jan-09	USD	34,854.43	USD	34,854.43	99.980	3,484,745.91
14	00000903	2015-Jan-09	USD	7,761.24	USD	7,761.24	99.980	775,968.78
15	00000903	2015-Jan-09	USD	67,612.89	USD	67,612.89	99.980	6,759,936.74
16	00000903	2015-Jan-09	USD	128,433.35	USD	128,433.35	99.980	12,840,766.33
17	00000903	2015-Jan-20	USD	95,392.00	USD	95,392.00	98.440	9,390,388.48
18	00000903	2015-Jan-27	USD	273,035.00	USD	273,035.00	97.980	26,751,969.30
19	00000903	2015-Jan-27	USD	278,428.00	USD	278,428.00	97.980	27,280,375.44
20	00000903	2015-Jan-27	USD	137,077.00	USD	137,077.00	97.980	13,430,804.46
21	00000903	2015-Jan-29	USD	285,521.00	USD	285,521.00	97.960	27,969,637.16
22	00000903	2015-Feb-03	USD	660,000.00	USD	660,000.00	98.580	65,062,800.00
23	00000903	2015-Feb-06	USD	281,551.00	USD	281,551.00	98.480	27,727,142.48

Government of Nepal
Ministry of Finance
Financial Comptroller General Office
Debt Section
Anamnagar, Kathmandu, Nepal
Disbursement Statement

As on 2072/03/31 (2015-Jul-16)

Fiscal Year: 2071/72 Month: Aashadh

SN	Loan ID	Value Date	Commit. Currency	Disbursement (Commit Curr.)	Disburse. Currency	Disburse. Amount	FX Rate	Equivalent NPR
Donor: India								
24	00000903	2015-Feb-10	USD	150,671.86	USD	150,671.86	99.170	14,942,128.36
25	00000903	2015-Feb-25	USD	22,997.58	USD	22,997.58	99.220	2,281,819.89
26	00000903	2015-Mar-05	USD	3,844.74	USD	3,844.74	99.310	381,821.13
27	00000903	2015-Mar-05	USD	5,310.82	USD	5,310.82	99.310	527,417.53
28	00000903	2015-Mar-16	USD	510,000.00	USD	510,000.00	100.450	51,229,500.00
29	00000903	2015-Mar-17	USD	179,645.66	USD	179,645.66	100.200	18,000,495.13
30	00000903	2015-Mar-31	USD	39,814.60	USD	39,814.60	99.980	3,980,663.71
31	00000903	2015-Mar-31	USD	43,884.19	USD	43,884.19	99.980	4,387,541.32
32	00000903	2015-Apr-09	USD	178,399.75	USD	178,399.75	99.890	17,820,351.03
33	00000903	2015-Apr-16	USD	8,416.43	USD	8,416.43	100.090	842,400.48
34	00000903	2015-Apr-30	USD	4,136.93	USD	4,136.93	101.410	419,526.07
35	00000903	2015-Jun-01	USD	32,550.18	USD	32,550.18	101.800	3,313,608.32
36	00000903	2015-Jun-08	USD	6,827.86	USD	6,827.86	101.700	694,393.36
37	00000903	2015-Jun-30	USD	159,340.08	USD	159,340.08	101.860	16,230,380.55
38	00000903	2015-Jul-15	USD	315,749.33	USD	315,749.33	101.280	31,979,092.14
Total of 00000903				5,261,208.67				520,790,886.83
Donor: Japan								
1	8	2014-Oct-20	JPY	2,618,751.00	JPY	2,618,751.00	0.917	2,401,394.67
2	8	2014-Oct-22	JPY	1,000,000.00	JPY	1,000,000.00	0.916	916,000.00
3	8	2014-Nov-14	JPY	58,974,462.00	JPY	58,974,462.00	0.849	50,069,318.24
4	8	2014-Nov-14	JPY	12,655,976.00	JPY	12,655,976.00	0.849	10,744,923.62
5	8	2014-Nov-21	JPY	264,490,178.00	JPY	264,490,178.00	0.836	221,113,788.81
6	8	2014-Dec-18	JPY	55,986,211.00	JPY	55,986,211.00	0.867	48,540,044.94
7	8	2015-Jan-13	JPY	38,620,273.00	JPY	38,620,273.00	0.832	32,132,067.14
8	8	2015-Feb-06	JPY	27,813,414.00	JPY	27,813,414.00	0.839	23,335,454.35
9	8	2015-Feb-24	JPY	126,767,935.00	JPY	126,767,935.00	0.835	105,851,225.72
10	8	2015-Mar-17	JPY	251,727,605.00	JPY	251,727,605.00	0.826	207,927,001.73
11	8	2015-Mar-19	JPY	25,241,360.00	JPY	25,241,360.00	0.825	20,824,122.00
12	8	2015-Apr-14	JPY	118,039,703.00	JPY	118,039,703.00	0.831	98,090,993.19

Government of Nepal
Ministry of Finance
Financial Comptroller General Office
Debt Section
Anamnagar, Kathmandu, Nepal
Disbursement Statement

As on 2072/03/31 (2015-Jul-16)

Fiscal Year: 2071/72 Month: Aashadh

SN	Loan ID	Value Date	Commit. Currency	Disbursement (Commit Curr.)	Disburse. Currency	Disburse. Amount	FX Rate	Equivalent NPR
Donor: Japan								
13	8	2015-Apr-17	JPY	31,336,227.00	JPY	31,336,227.00	0.835	26,165,749.54
14	8	2015-Apr-20	JPY	4,307,239.00	JPY	4,307,239.00	0.837	3,605,159.04
15	8	2015-May-01	JPY	25,338,964.00	JPY	25,338,964.00	0.853	21,614,136.29
16	8	2015-Jun-19	JPY	25,610,373.00	JPY	25,610,373.00	0.830	21,256,609.59
17	8	2015-Jun-23	JPY	118,313,381.00	JPY	118,313,381.00	0.824	97,490,225.94
Total of 8				1,188,842,052.00				992,078,214.81
1	8A	2014-Oct-03	JPY	13,232,613.00	JPY	13,232,613.00	0.904	11,962,282.15
2	8A	2014-Oct-20	JPY	1,066,450.00	JPY	1,066,450.00	0.917	977,934.65
3	8A	2014-Nov-07	JPY	25,624,179.00	JPY	25,624,179.00	0.855	21,908,673.04
4	8A	2014-Nov-14	JPY	4,918,070.00	JPY	4,918,070.00	0.849	4,175,441.43
5	8A	2014-Dec-18	JPY	8,951,156.00	JPY	8,951,156.00	0.867	7,760,652.25
6	8A	2015-Feb-17	JPY	19,816,523.00	JPY	19,816,523.00	0.836	16,566,613.23
7	8A	2015-Mar-19	JPY	7,120,236.00	JPY	7,120,236.00	0.825	5,874,194.70
8	8A	2015-Mar-27	JPY	7,005,843.00	JPY	7,005,843.00	0.847	5,933,949.02
9	8A	2015-Apr-20	JPY	1,227,716.00	JPY	1,227,716.00	0.837	1,027,598.29
10	8A	2015-May-01	JPY	1,962,799.00	JPY	1,962,799.00	0.853	1,674,267.55
11	8A	2015-Jun-19	JPY	15,957,866.00	JPY	15,957,866.00	0.830	13,245,028.78
Total of 8A				106,883,451.00				91,106,635.09
Donor: Saudi								
1	465	2014-Dec-03	SAR	1,165,683.68	SAR	1,165,683.68	26.300	30,657,480.78
Total of 465				1,165,683.68				30,657,480.78
Total of Bilateral								5,774,426,142.49
Grand Total								29,264,276,526.75

Government of Nepal

Ministry of Finance

Financial Comptroller General Office**Debt Section**

Anamnagar, Kathmandu, Nepal

Cumulative disbursements of external debt

As on 2072/03/31 (2015-Jul-16)

Fiscal Year: 2071/72 Month: Aashadh

SN	Loan ID	Commitment Currency	Opening Stock of Disbursements	Disbursement This Year	Disbursement upto This year
Donor: ADB					
1	182	SDR	1,278,346.83		1,278,346.83
2	232	SDR	79,811.70		79,811.70
3	233	SDR	2,713,036.65		2,713,036.65
4	249	SDR	418,019.63		418,019.63
5	250	SDR	780,749.32		780,749.32
6	274	SDR	1,190,461.27		1,190,461.27
7	284	SDR	15,990,350.79		15,990,350.79
8	295	SDR	1,537,521.75		1,537,521.75
9	309	SDR	1,086,127.52		1,086,127.52
10	310	SDR	2,051,939.57		2,051,939.57
11	315	SDR	2,278,918.88		2,278,918.88
12	334	SDR	781,391.31		781,391.31
13	387	SDR	7,543,485.99		7,543,485.99
14	388	SDR	4,037,364.56		4,037,364.56
15	445	SDR	5,625,786.96		5,625,786.96
16	447	SDR	6,727,473.98		6,727,473.98
17	462	SDR	5,218,038.62		5,218,038.62
18	489	SDR	9,683,663.68		9,683,663.68
19	490	SDR	4,949,315.21		4,949,315.21
20	512	SDR	3,968,942.01		3,968,942.01
21	533	SDR	5,334,713.18		5,334,713.18
22	560	SDR	8,291,594.10		8,291,594.10
23	596	SDR	4,247,623.55		4,247,623.55
24	599	SDR	2,522,395.36		2,522,395.36
25	633	SDR	2,553,056.20		2,553,056.20
26	651	SDR	17,385,905.57		17,385,905.57
27	655	SDR	9,687,712.57		9,687,712.57
28	659	SDR	3,148,241.72		3,148,241.72
29	669	SDR	14,646,528.18		14,646,528.18

Government of Nepal

Ministry of Finance

Financial Comptroller General Office

Debt Section

Anamnagar, Kathmandu, Nepal

Cumulative disbursements of external debt

As on 2072/03/31 (2015-Jul-16)

Fiscal Year: 2071/72 Month: Aashadh

SN	Loan ID	Commitment Currency	Opening Stock of Disbursements	Disbursement This Year	Disbursement upto This year
Donor: ADB					
30	670	SDR	16,953,605.19		16,953,605.19
31	694	SDR	4,445,690.96		4,445,690.96
32	708	SDR	27,231,678.43		27,231,678.43
33	719	SDR	7,772,170.25		7,772,170.25
34	721	SDR	6,469,962.44		6,469,962.44
35	744	SDR	3,687,307.38		3,687,307.38
36	745	SDR	5,173,909.71		5,173,909.71
37	748	SDR	11,192,566.64		11,192,566.64
38	749	SDR	5,870,299.22		5,870,299.22
39	783	SDR	8,784,655.42		8,784,655.42
40	792	SDR	3,605,530.22		3,605,530.22
41	806	SDR	22,773,656.41		22,773,656.41
42	831	SDR	20,847,736.16		20,847,736.16
43	859	SDR	1,780,769.57		1,780,769.57
44	867	SDR	7,166,255.21		7,166,255.21
45	923	SDR	18,318,894.21		18,318,894.21
46	924	SDR	44,256,287.81		44,256,287.81
47	936	SDR	3,126,877.42		3,126,877.42
48	949	SDR	9,264,739.29		9,264,739.29
49	964	SDR	3,892,478.50		3,892,478.50
50	974	SDR	9,137,775.25		9,137,775.25
51	982	SDR	39,273,495.87		39,273,495.87
52	987	SDR	7,607,758.66		7,607,758.66
53	1006	SDR	1,976,994.84		1,976,994.84
54	1011	SDR	40,209,430.21		40,209,430.21
55	1037	SDR	22,601,242.68		22,601,242.68
56	1040	SDR	17,436,055.04		17,436,055.04
57	1112	SDR	23,490,658.82		23,490,658.82
58	1113	SDR	12,981,030.97		12,981,030.97

Government of Nepal

Ministry of Finance

Financial Comptroller General Office

Debt Section

Anamnagar, Kathmandu, Nepal

Cumulative disbursements of external debt

As on 2072/03/31 (2015-Jul-16)

Fiscal Year: 2071/72 Month: Aashadh

SN	Loan ID	Commitment Currency	Opening Stock of Disbursements	Disbursement This Year	Disbursement upto This year
Donor: ADB					
59	1114	SDR	8,806,092.12		8,806,092.12
60	1141	SDR	11,209,749.08		11,209,749.08
61	1156	SDR	5,787,270.96		5,787,270.96
62	1165	SDR	15,109,989.59		15,109,989.59
63	1196	SDR	4,980,173.02		4,980,173.02
64	1229	SDR	16,497,650.34		16,497,650.34
65	1237	SDR	2,890,232.38		2,890,232.38
66	1240	SDR	5,703,602.17		5,703,602.17
67	1311	SDR	6,471,854.66		6,471,854.66
68	1377	SDR	27,562,925.23		27,562,925.23
69	1437	SDR	17,669,582.48		17,669,582.48
70	1450	SDR	8,341,471.41		8,341,471.41
71	1451	SDR	8,968,965.21		8,968,965.21
72	1452	SDR	112,333,137.87		112,333,137.87
73	1461	SDR	9,282,832.57		9,282,832.57
74	1464	SDR	15,319,129.76		15,319,129.76
75	1512	SDR	16,777,802.98		16,777,802.98
76	1604	SDR	39,459,403.73		39,459,403.73
77	1609	SDR	7,224,029.33		7,224,029.33
78	1640	SDR	3,539,751.75		3,539,751.75
79	1650	SDR	12,609,492.23		12,609,492.23
80	1732	SDR	25,702,117.77		25,702,117.77
81	1755	SDR	21,318,255.05		21,318,255.05
82	1778	SDR	7,336,202.29		7,336,202.29
83	1811	SDR	1,882,740.84		1,882,740.84
84	1820	SDR	52,423,058.79	8,307,345.70	60,730,404.49
85	1840	SDR	10,380,734.03		10,380,734.03
86	1861	SDR	15,134,926.42		15,134,926.42
87	1876	SDR	30,474,299.45		30,474,299.45

Government of Nepal

Ministry of Finance

Financial Comptroller General Office

Debt Section

Anamnagar, Kathmandu, Nepal

Cumulative disbursements of external debt

As on 2072/03/31 (2015-Jul-16)

Fiscal Year: 2071/72 Month: Aashadh

SN	Loan ID	Commitment Currency	Opening Stock of Disbursements	Disbursement This Year	Disbursement upto This year
Donor: ADB					
88	1917	SDR	21,310,416.39		21,310,416.39
89	1966	SDR	16,602,423.32		16,602,423.32
90	2002	SDR	13,963,700.93		13,963,700.93
91	2008	SDR	15,658,022.77		15,658,022.77
92	2058	SDR	3,505,522.12		3,505,522.12
93	2059	SDR	2,263,828.91	-102,665.75	2,161,163.16
94	2071	SDR	13,223,065.37		13,223,065.37
95	2092	SDR	25,458,359.34		25,458,359.34
96	2097	SDR	11,401,367.45		11,401,367.45
97	2102	SDR	9,930,958.18	553,583.40	10,484,541.58
98	2111	SDR	10,671,445.28		10,671,445.28
99	2143	SDR	4,850,208.77		4,850,208.77
100	2268	SDR	37,906,000.00		37,906,000.00
101	2277	SDR	20,432,000.00		20,432,000.00
102	2551	SDR	16,092,000.00		16,092,000.00
103	2581	SDR	11,510,529.68	2,609,904.53	14,120,434.21
104	2587	SDR	21,181,453.18	3,723,194.33	24,904,647.51
105	2641	SDR	19,515,000.00		19,515,000.00
106	2650	SDR	5,908,453.06	7,517,051.65	13,425,504.71
107	2656	SDR	685,894.36	654,234.14	1,340,128.50
108	2685	SDR	7,386,506.02	1,137,072.50	8,523,578.52
109	2776	SDR	9,005,231.72	9,854,016.60	18,859,248.32
110	2796	SDR	1,965,326.67	2,077,375.08	4,042,701.75
111	2808	SDR	490,076.61	6,390,231.02	6,880,307.63
112	3012	SDR		9,247,504.73	9,247,504.73
113	3057	SDR		718,287.44	718,287.44
114	3000	SDR		5,669,177.55	5,669,177.55
115	3124	SDR		1,294,604.93	1,294,604.93
116	2579	SDR		2,233,764.59	2,233,764.59

Government of Nepal

Ministry of Finance

Financial Comptroller General Office

Debt Section

Anamnagar, Kathmandu, Nepal

Cumulative disbursements of external debt

As on 2072/03/31 (2015-Jul-16)

Fiscal Year: 2071/72 Month: Aashadh

SN	Loan ID	Commitment Currency	Opening Stock of Disbursements	Disbursement This Year	Disbursement upto This year
Donor: ADB					
117	2851	SDR		743,916.92	743,916.92
118	3157	SDR		2,115,461.91	2,115,461.91
Total of SDR			1,375,203,293.08	64,744,061.27	1,439,947,354.35
Donor: EEC					
1	9	GBP	446,500.00		446,500.00
2	23	GBP	604,000.00		604,000.00
3	26	GBP	452,700.00		452,700.00
Total of GBP			1,503,200.00		1,503,200.00
1	9	EUR	1,601,092.39		1,601,092.39
2	23	EUR	2,166,398.61		2,166,398.61
3	26	EUR	1,623,881.42		1,623,881.42
Total of EUR			5,391,372.42		5,391,372.42
1	9	DKK	454,000.00		454,000.00
2	23	DKK	614,000.00		614,000.00
3	26	DKK	460,000.00		460,000.00
Total of DKK			1,528,000.00		1,528,000.00
Donor: IDA					
1	166	USD	1,775,287.81		1,775,287.81
2	223	USD	2,169,084.29		2,169,084.29
3	291	USD	3,197,914.20		3,197,914.20
4	373	USD	5,958,912.31		5,958,912.31
5	397	USD	5,500,000.00		5,500,000.00
6	470	USD	7,800,000.00		7,800,000.00
7	470.1	USD	2,886,504.36		2,886,504.36
8	505	USD	2,928,282.07		2,928,282.07
9	600	USD	26,000,000.00		26,000,000.00
10	600.1	USD	14,798,067.14		14,798,067.14
11	617	USD	8,000,000.00		8,000,000.00
12	654	USD	9,000,000.00		9,000,000.00

Government of Nepal
Ministry of Finance
Financial Comptroller General Office
Debt Section
Anamnagar, Kathmandu, Nepal
Cumulative disbursements of external debt

As on 2072/03/31 (2015-Jul-16)

Fiscal Year: 2071/72 Month: Aashadh

SN	Loan ID	Commitment Currency	Opening Stock of Disbursements	Disbursement This Year	Disbursement upto This year
Donor: IDA					
13	659	USD	2,985,904.57		2,985,904.57
14	704	USD	7,304,138.21		7,304,138.21
15	705	USD	3,326,594.56		3,326,594.56
16	730	USD	17,000,000.00		17,000,000.00
17	772	USD	4,686,034.28		4,686,034.28
18	799	USD	14,500,000.00		14,500,000.00
19	812	USD	29,993,295.90		29,993,295.90
20	856	USD	14,000,000.00		14,000,000.00
21	939	USD	6,366,531.65		6,366,531.65
22	1008	USD	17,000,000.00		17,000,000.00
23	1055	USD	15,972,957.02		15,972,957.02
24	1059	USD	26,956,031.18		26,956,031.18
Total of USD			250,105,539.55		250,105,539.55
1	1062	SDR	3,375,733.87		3,375,733.87
2	1093	SDR	2,777,918.89		2,777,918.89
3	1100	SDR	11,280,103.69		11,280,103.69
4	1101	SDR	4,419,961.17		4,419,961.17
5	1191	SDR	5,700,000.00		5,700,000.00
6	1198	SDR	9,934,963.21		9,934,963.21
7	1260	SDR	5,875,637.04		5,875,637.04
8	1316	SDR	15,100,000.00		15,100,000.00
9	1339	SDR	4,124,592.39		4,124,592.39
10	1379	SDR	5,333,093.71		5,333,093.71
11	1400	SDR	3,394,134.05		3,394,134.05
12	1452	SDR	10,148,368.30		10,148,368.30
13	1463	SDR	6,687,850.82		6,687,850.82
14	1478	SDR	75,311,093.44		75,311,093.44
15	1515	SDR	41,237,415.31		41,237,415.31
16	1534	SDR	7,909,129.27		7,909,129.27

Government of Nepal
Ministry of Finance
Financial Comptroller General Office
Debt Section
Anamnagar, Kathmandu, Nepal
Cumulative disbursements of external debt

As on 2072/03/31 (2015-Jul-16)

Fiscal Year: 2071/72 Month: Aashadh

SN	Loan ID	Commitment Currency	Opening Stock of Disbursements	Disbursement This Year	Disbursement upto This year
Donor: IDA					
17	1535	SDR	6,940,695.17		6,940,695.17
18	1570	SDR	5,963,729.03		5,963,729.03
19	1588	SDR	19,460,484.19		19,460,484.19
20	1696	SDR	4,471,536.98		4,471,536.98
21	1715	SDR	12,497,770.85		12,497,770.85
22	1727	SDR	4,019,950.52		4,019,950.52
23	1769	SDR	40,900,000.00		40,900,000.00
24	1814	SDR	28,351,768.73		28,351,768.73
25	1902	SDR	10,478,183.03		10,478,183.03
26	1922	SDR	8,790,715.43		8,790,715.43
27	1924	SDR	29,900,000.00		29,900,000.00
28	1988	SDR	15,886,241.31		15,886,241.31
29	2028	SDR	6,489,656.11		6,489,656.11
30	2044	SDR	8,783,424.77		8,783,424.77
31	2046	SDR	46,200,000.00		46,200,000.00
32	2047	SDR	16,077,550.15		16,077,550.15
33	2144	SDR	36,537,780.00		36,537,780.00
34	2239	SDR	10,800,188.37		10,800,188.37
35	2347	SDR	39,909,303.52		39,909,303.52
36	2357	SDR	21,221,230.53		21,221,230.53
37	2364	SDR	32,708,369.52		32,708,369.52
38	2430	SDR	16,177,211.76		16,177,211.76
39	2560	SDR	12,724,420.91		12,724,420.91
40	2578	SDR	35,016,825.92		35,016,825.92
41	2600	SDR	17,786,061.29		17,786,061.29
42	2912	SDR	11,552,537.70		11,552,537.70
43	2977	SDR	13,387,687.55		13,387,687.55
44	3008	SDR	13,858,634.04		13,858,634.04
45	3009	SDR	51,566,191.57		51,566,191.57

Government of Nepal

Ministry of Finance

Financial Comptroller General Office

Debt Section

Anamnagar, Kathmandu, Nepal

Cumulative disbursements of external debt

As on 2072/03/31 (2015-Jul-16)

Fiscal Year: 2071/72 Month: Aashadh

SN	Loan ID	Commitment Currency	Opening Stock of Disbursements	Disbursement This Year	Disbursement upto This year
Donor: IDA					
46	3185	SDR	9,000,000.00		9,000,000.00
47	3215	SDR	3,572,571.64		3,572,571.64
48	3293	SDR	38,015,307.75		38,015,307.75
49	3581	SDR	12,298,192.10		12,298,192.10
50	3727	SDR	6,570,254.14		6,570,254.14
51	3766	SDR	23,764,183.19		23,764,183.19
52	3808	SDR	3,598,394.39		3,598,394.39
53	3830	SDR	51,000,000.00		51,000,000.00
54	3864	SDR	38,440,970.03		38,440,970.03
55	3911	SDR	17,000,000.00		17,000,000.00
56	3956	SDR	34,500,000.00		34,500,000.00
57	3980	SDR	6,900,000.00		6,900,000.00
58	4510	SDR	701,420.53	743.04	702,163.57
59	4515	SDR	7,706,651.06		7,706,651.06
60	4603	SDR	0.00		0.00
61	4637	SDR	26,827,916.33		26,827,916.33
62	4664	SDR	13,615,875.05		13,615,875.05
63	4652	SDR	46,077,817.88	-11,376.14	46,066,441.74
64	4707	SDR	25,822,122.98	14,728,562.34	40,550,685.32
65	4750	SDR	9,726,889.61	1,210,355.06	10,937,244.67
66	4832	SDR	26,313,821.24	286,178.76	26,600,000.00
67	4902	SDR	7,531,943.92	10,879,952.01	18,411,895.93
68	4932	SDR	4,699,780.90	1,340,674.18	6,040,455.08
69	5138	SDR	9,675,000.00	10,466,648.35	20,141,648.35
70	5282	SDR	19,900,000.00		19,900,000.00
71	4905	SDR	2,090,691.95	259,252.28	2,349,944.23
72	5263	SDR	4,438,098.35	8,931,967.76	13,370,066.11
73	5273	SDR	3,942,888.32	1,938,592.53	5,881,480.85
74	4924	SDR	335,817.97	4,881,657.27	5,217,475.24

Government of Nepal
Ministry of Finance

Financial Comptroller General Office
Debt Section

Anamnagar, Kathmandu, Nepal

Cumulative disbursements of external debt

As on 2072/03/31 (2015-Jul-16)

Fiscal Year: 2071/72 Month: Aashadh

SN	Loan ID	Commitment Currency	Opening Stock of Disbursements	Disbursement This Year	Disbursement upto This year
Donor: IDA					
75	5246	SDR	648,235.18		648,235.18
76	4981	SDR	2,636,351.38	1,343,059.07	3,979,410.45
77	5446	SDR		3,620,694.32	3,620,694.32
78	5002	SDR		5,337,454.60	5,337,454.60
79	5137	SDR		931,734.28	931,734.28
80	5250	SDR		18,012,953.72	18,012,953.72
81	5344	SDR		6,149,353.10	6,149,353.10
Total of SDR			1,248,419,340.00	90,308,456.53	1,338,727,796.53
Donor: IFAD					
1	10	USD	11,538,261.74		11,538,261.74
Total of USD			11,538,261.74		11,538,261.74
1	57	SDR	9,800,000.00		9,800,000.00
2	82	SDR	6,083,965.37		6,083,965.37
3	166	SDR	15,114,644.03		15,114,644.03
4	191	SDR	621,247.52		621,247.52
5	208	SDR	4,750,000.00		4,750,000.00
6	250	SDR	3,834,766.43		3,834,766.43
7	352	SDR	3,220,700.74		3,220,700.74
8	452	SDR	6,386,567.86		6,386,567.86
9	576	SDR	9,789,199.37	1,484,535.12	11,273,734.49
10	646A	SDR	330,799.50	313,441.96	644,241.46
11	646	SDR	7,150,000.00		7,150,000.00
12	796	SDR	1,371,662.74	763,959.95	2,135,622.69
13	881	SDR	962,378.57	606,657.27	1,569,035.84
Total of SDR			69,415,932.13	3,168,594.30	72,584,526.43
Donor: NDF					
1	37	EUR	5,084,326.43		5,084,326.43
2	76	EUR	5,751,247.55		5,751,247.55
3	129	EUR	5,351,543.79		5,351,543.79

Government of Nepal

Ministry of Finance

Financial Comptroller General Office

Debt Section

Anamnagar, Kathmandu, Nepal

Cumulative disbursements of external debt

As on 2072/03/31 (2015-Jul-16)

Fiscal Year: 2071/72 Month: Aashadh

SN	Loan ID	Commitment Currency	Opening Stock of Disbursements	Disbursement This Year	Disbursement upto This year
Donor: NDF					
4	223	EUR	1,688,650.59		1,688,650.59
5	265	EUR	6,410,581.68	972,307.90	7,382,889.58
Total of EUR			24,286,350.04	972,307.90	25,258,657.94
Donor: OFID					
1	698	USD	9,575,604.33		9,575,604.33
2	825	USD	6,073,781.35		6,073,781.35
3	838	USD	13,700,000.00		13,700,000.00
4	1060	USD	4,970,503.35	463,031.06	5,433,534.41
5	1155	USD	8,293,026.80	562,680.00	8,855,706.80
6	1185	USD	9,056,676.81		9,056,676.81
7	1346	USD	906,381.25	181,131.13	1,087,512.38
8	1364	USD		1,792,242.52	1,792,242.52
9	1442	USD	1,912,933.97	3,801,591.75	5,714,525.72
Total of USD			54,488,907.86	6,800,676.46	61,289,584.32
Donor: Austria					
1	1	EUR	4,279,799.14		4,279,799.14
Total of EUR			4,279,799.14		4,279,799.14
Donor: Belgium					
1	1985	EUR	2,478,935.25		2,478,935.25
2	1986	EUR	3,718,402.87		3,718,402.87
3	1994	EUR	2,478,935.25		2,478,935.25
4	1999	EUR	2,124,244.00		2,124,244.00
5	2000	EUR	2,454,146.00		2,454,146.00
6	2001	EUR	2,478,940.00		2,478,940.00
7	2003	EUR	1,430,420.98		1,430,420.98
Total of EUR			17,164,024.35		17,164,024.35
Donor: China					
1	359	RMB	276,944,907.46	89,565,559.14	366,510,466.60
2	383	RMB	34,925,898.62		34,925,898.62

Government of Nepal

Ministry of Finance

Financial Comptroller General Office

Debt Section

Anamnagar, Kathmandu, Nepal

Cumulative disbursements of external debt

As on 2072/03/31 (2015-Jul-16)

Fiscal Year: 2071/72 Month: Aashadh

SN	Loan ID	Commitment Currency	Opening Stock of Disbursements	Disbursement This Year	Disbursement upto This year
Donor: China					
3	494	RMB		131,277,510.00	131,277,510.00
Total of RMB			311,870,806.08	220,843,069.14	532,713,875.22
Donor: France					
1	298	EUR	109,009.88		109,009.88
2	375	EUR	2,620,558.05		2,620,558.05
3	447	EUR	21,023,366.29		21,023,366.29
4	502	EUR	5,614,502.00		5,614,502.00
5	503	EUR	5,945,509.94		5,945,509.94
6	545	EUR	11,214,961.45		11,214,961.45
7	897	EUR	1,981,837.22		1,981,837.22
Total of EUR			48,509,744.83		48,509,744.83
Donor: India					
1	00001984	USD	56,232,676.05	6,504,213.82	62,736,889.87
2	00000903	USD		5,261,208.67	5,261,208.67
Total of USD			56,232,676.05	11,765,422.49	67,998,098.54
Donor: Japan					
1	4	JPY	18,738,132,382.00		18,738,132,382.00
2	5	JPY	2,630,083,628.00		2,630,083,628.00
3	6	JPY	2,465,568,827.00		2,465,568,827.00
4	7	JPY	13,542,125,504.00		13,542,125,504.00
5	8	JPY	598,196,728.00	1,188,842,052.00	1,787,038,780.00
6	8A	JPY	366,520,121.00	106,883,451.00	473,403,572.00
Total of JPY			38,340,627,190.00	1,295,725,503.00	39,636,352,693.00
Donor: Korea					
1	1	KRW	12,399,024,240.00		12,399,024,240.00
2	2	KRW	56,385,479,740.00		56,385,479,740.00
Total of KRW			68,784,503,980.00		68,784,503,980.00
Donor: Kuwait					
1	552	KUD	1,498,080.36		1,498,080.36

Government of Nepal
Ministry of Finance
Financial Comptroller General Office
Debt Section
Anamnagar, Kathmandu, Nepal
Cumulative disbursements of external debt

As on 2072/03/31 (2015-Jul-16)

Fiscal Year: 2071/72 Month: Aashadh

SN	Loan ID	Commitment Currency	Opening Stock of Disbursements	Disbursement This Year	Disbursement upto This year
Donor: Kuwait					
Total of KUD			1,498,080.36		1,498,080.36
Donor: Russia					
1	1	USD	3,426,729.94	60,010.26*	3,486,740.20
Total of USD			3,426,729.94	60,010.26	3,486,740.20
Donor: Saudi					
1	465	SAR	31,751,258.97	1,165,683.68	32,916,942.65
Total of SAR			31,751,258.97	1,165,683.68	32,916,942.65

Government of Nepal
Ministry of Finance
Financial Comptroller General Office
Debt Section
Anamnagar, Kathmandu, Nepal

Cumulative payment of external debt

As on 2072/03/31 (2015-Jul-16)

Fiscal Year: 2071/72 Month: Aashadh

SN	Loan ID	Commitment Currency	Opening Stock of payment	Payment This Year	Total payment upto this year
Donor: ADB					
1	182	SDR	1,278,346.83		1,278,346.83
2	232	SDR	62,700.00	11,400.00	74,100.00
3	233	SDR	2,131,800.00	387,600.00	2,519,400.00
4	249	SDR	328,900.00	60,771.54	389,671.54
5	250	SDR	613,351.31	111,400.00	724,751.31
6	274	SDR	818,400.00	148,800.00	967,200.00
7	284	SDR	10,993,400.00	1,998,800.00	12,992,200.00
8	295	SDR	1,057,100.00	192,200.00	1,249,300.00
9	309	SDR	663,300.00	120,600.00	783,900.00
10	310	SDR	1,254,000.00	228,000.00	1,482,000.00
11	315	SDR	1,392,600.00	253,200.00	1,645,800.00
12	334	SDR	477,400.00	85,956.49	563,356.49
13	387	SDR	4,149,200.00	754,400.00	4,903,600.00
14	388	SDR	2,220,900.00	403,800.00	2,624,700.00
15	445	SDR	2,812,700.00	511,400.00	3,324,100.00
16	447	SDR	3,363,800.00	611,472.60	3,975,272.60
17	462	SDR	2,391,400.00	434,800.00	2,826,200.00
18	489	SDR	4,438,500.00	807,000.00	5,245,500.00
19	490	SDR	2,268,200.00	412,400.00	2,680,600.00
20	512	SDR	1,819,400.00	330,800.00	2,150,200.00
21	533	SDR	2,347,400.00	426,800.00	2,774,200.00
22	560	SDR	3,507,900.00	637,800.00	4,145,700.00
23	596	SDR	1,730,300.00	314,600.00	2,044,900.00
24	599	SDR	1,027,400.00	186,800.00	1,214,200.00
25	633	SDR	1,591,200.00	107,000.00	1,698,200.00
26	651	SDR	10,780,140.00	695,400.00	11,475,540.00
27	655	SDR	5,944,000.00	394,000.00	6,338,000.00
28	659	SDR	1,929,100.00	128,200.00	2,057,300.00
29	669	SDR	8,949,800.00	599,600.00	9,549,400.00

Government of Nepal
Ministry of Finance
Financial Comptroller General Office
Debt Section
Anamnagar, Kathmandu, Nepal

Cumulative payment of external debt

As on 2072/03/31 (2015-Jul-16)

Fiscal Year: 2071/72 Month: Aashadh

SN	Loan ID	Commitment Currency	Opening Stock of payment	Payment This Year	Total payment upto this year
Donor: ADB					
30	670	SDR	10,745,880.00	653,600.00	11,399,480.00
31	694	SDR	2,604,200.00	184,000.00	2,788,200.00
32	708	SDR	15,854,900.00	1,083,400.00	16,938,300.00
33	719	SDR	4,614,400.00	300,800.00	4,915,200.00
34	721	SDR	3,674,500.00	266,200.00	3,940,700.00
35	744	SDR	2,042,300.00	149,400.00	2,191,700.00
36	745	SDR	2,891,700.00	207,400.00	3,099,100.00
37	748	SDR	6,122,500.00	461,000.00	6,583,500.00
38	749	SDR	3,362,700.00	228,000.00	3,590,700.00
39	783	SDR	4,554,800.00	352,600.00	4,907,400.00
40	792	SDR	1,818,500.00	149,000.00	1,967,500.00
41	806	SDR	11,316,500.00	916,600.00	12,233,100.00
42	831	SDR	10,016,300.00	866,600.00	10,882,900.00
43	859	SDR	803,600.00	72,400.00	876,000.00
44	867	SDR	3,452,700.00	285,800.00	3,738,500.00
45	923	SDR	7,749,500.00	729,000.00	8,478,500.00
46	924	SDR	18,352,300.00	1,786,600.00	20,138,900.00
47	936	SDR	1,309,700.00	125,400.00	1,435,100.00
48	949	SDR	3,874,900.00	371,800.00	4,246,700.00
49	964	SDR	1,620,400.00	156,800.00	1,777,200.00
50	974	SDR	3,425,100.00	368,600.00	3,793,700.00
51	982	SDR	14,528,600.00	1,596,400.00	16,125,000.00
52	987	SDR	2,967,500.00	299,400.00	3,266,900.00
53	1006	SDR	482,000.00	96,400.00	578,400.00
54	1011	SDR	15,081,000.00	1,621,200.00	16,702,200.00
55	1037	SDR	7,596,100.00	909,400.00	8,505,500.00
56	1040	SDR	5,571,700.00	719,000.00	6,290,700.00
57	1112	SDR	7,286,600.00	926,000.00	8,212,600.00
58	1113	SDR	3,800,500.00	524,600.00	4,325,100.00

Government of Nepal
Ministry of Finance
Financial Comptroller General Office
Debt Section
Anamnagar, Kathmandu, Nepal

Cumulative payment of external debt

As on 2072/03/31 (2015-Jul-16)

Fiscal Year: 2071/72 Month: Aashadh

SN	Loan ID	Commitment Currency	Opening Stock of payment	Payment This Year	Total payment upto this year
Donor: ADB					
59	1114	SDR	2,593,300.00	355,000.00	2,948,300.00
60	1141	SDR	3,416,700.00	458,400.00	3,875,100.00
61	1156	SDR	1,827,000.00	233,000.00	2,060,000.00
62	1165	SDR	4,151,100.00	608,800.00	4,759,900.00
63	1196	SDR	1,266,800.00	200,800.00	1,467,600.00
64	1229	SDR	4,138,000.00	668,000.00	4,806,000.00
65	1237	SDR	673,100.00	116,600.00	789,700.00
66	1240	SDR	1,338,200.00	229,800.00	1,568,000.00
67	1311	SDR	1,277,600.00	259,600.00	1,537,200.00
68	1377	SDR	4,842,900.00	554,200.00	5,397,100.00
69	1437	SDR	2,969,300.00	354,200.00	3,323,500.00
70	1450	SDR	1,328,300.00	167,000.00	1,495,300.00
71	1451	SDR	1,414,900.00	179,800.00	1,594,700.00
72	1452	SDR	17,677,400.00	2,253,800.00	19,931,200.00
73	1461	SDR	1,366,500.00	186,200.00	1,552,700.00
74	1464	SDR	2,102,000.00	307,400.00	2,409,400.00
75	1512	SDR	2,343,100.00	335,800.00	2,678,900.00
76	1604	SDR	5,077,200.00	790,400.00	5,867,600.00
77	1609	SDR	934,900.00	144,600.00	1,079,500.00
78	1640	SDR	389,400.00	70,800.00	460,200.00
79	1650	SDR	1,387,100.00	252,200.00	1,639,300.00
80	1732	SDR	7,024,737.00	1,067,278.00	8,092,015.00
81	1755	SDR	4,914,386.00	886,696.00	5,801,082.00
82	1778	SDR	1,681,218.00	305,676.00	1,986,894.00
83	1811	SDR	431,994.00	78,418.00	510,412.00
84	1820	SDR	21,412,017.00	3,842,923.67	25,254,940.67
85	1840	SDR	1,946,385.00	432,530.00	2,378,915.00
86	1861	SDR	4,256,694.00	945,932.00	5,202,626.00
87	1876	SDR	5,713,929.00	1,269,762.00	6,983,691.00

Government of Nepal
Ministry of Finance
Financial Comptroller General Office
Debt Section
Anamnagar, Kathmandu, Nepal

Cumulative payment of external debt

As on 2072/03/31 (2015-Jul-16)

Fiscal Year: 2071/72 Month: Aashadh

SN	Loan ID	Commitment Currency	Opening Stock of payment	Payment This Year	Total payment upto this year
Donor: ADB					
88	1917	SDR	3,107,769.00	887,934.00	3,995,703.00
89	1966	SDR	2,484,955.00	688,658.00	3,173,613.00
90	2002	SDR	2,618,196.00	872,732.00	3,490,928.00
91	2008	SDR	1,631,045.00	652,418.00	2,283,463.00
92	2058	SDR	547,740.00	219,096.00	766,836.00
93	2059	SDR	727,452.30	291,082.70	1,018,535.00
94	2071	SDR	1,377,405.00	550,962.00	1,928,367.00
95	2092	SDR	2,121,528.00	1,060,764.00	3,182,292.00
96	2097	SDR	712,584.00	475,056.00	1,187,640.00
97	2102	SDR	821,135.48	510,469.52	1,331,605.00
98	2111	SDR	666,966.00	444,644.00	1,111,610.00
99	2143	SDR	352,397.00	199,902.00	552,299.00
100	2268	SDR	0.00	2,369,126.00	2,369,126.00
101	2277	SDR	0.00	638,500.00	638,500.00
102	2551	SDR	0.00	0.00	0.00
103	2581	SDR	0.00		0.00
104	2587	SDR	0.00		0.00
105	2641	SDR	0.00	0.00	0.00
106	2650	SDR	0.00		0.00
107	2656	SDR	0.00		0.00
108	2685	SDR	0.00		0.00
109	2776	SDR	0.00		0.00
110	2796	SDR	0.00		0.00
111	2808	SDR	0.00		0.00
112	3012	SDR			0.00
113	3057	SDR			0.00
114	3000	SDR			0.00
115	3124	SDR			0.00
116	2579	SDR			0.00

Government of Nepal
Ministry of Finance
Financial Comptroller General Office
Debt Section
Anamnagar, Kathmandu, Nepal

Cumulative payment of external debt

As on 2072/03/31 (2015-Jul-16)

Fiscal Year: 2071/72 Month: Aashadh

SN	Loan ID	Commitment Currency	Opening Stock of payment	Payment This Year	Total payment upto this year
Donor: ADB					
117	2851	SDR			0.00
118	3157	SDR			0.00
Total of SDR			386,929,350.92	55,179,360.52	442,108,711.44
Donor: EEC					
1	9	GBP	245,575.00	13,395.00	258,970.00
2	23	GBP	332,200.00	18,120.00	350,320.00
3	26	GBP	248,985.00	13,581.00	262,566.00
Total of GBP			826,760.00	45,096.00	871,856.00
1	9	EUR	881,836.63	47,950.28	929,786.91
2	23	EUR	1,193,206.10	64,879.48	1,258,085.58
3	26	EUR	894,394.49	48,632.48	943,026.97
Total of EUR			2,969,437.22	161,462.24	3,130,899.46
1	9	DKK	249,700.00	13,620.00	263,320.00
2	23	DKK	337,700.00	18,420.00	356,120.00
3	26	DKK	253,000.00	13,800.00	266,800.00
Total of DKK			840,400.00	45,840.00	886,240.00
Donor: IDA					
1	166	USD	1,508,050.01	53,447.56	1,561,497.57
2	223	USD	1,746,112.62	65,072.52	1,811,185.14
3	291	USD	2,430,414.84	95,937.42	2,526,352.26
4	373	USD	4,439,340.00	178,760.00	4,618,100.00
5	397	USD	4,015,000.00	165,000.00	4,180,000.00
6	470	USD	5,577,000.00	234,000.00	5,811,000.00
7	470.1	USD	2,067,016.00	86,256.00	2,153,272.00
8	505	USD	2,050,000.00	88,000.00	2,138,000.00
9	600	USD	17,030,000.00	780,000.00	17,810,000.00
10	600.1	USD	9,692,067.14	444,000.00	10,136,067.14
11	617	USD	5,240,000.00	240,000.00	5,480,000.00
12	654	USD	5,760,000.00	270,000.00	6,030,000.00

Government of Nepal
Ministry of Finance
Financial Comptroller General Office
Debt Section
Anamnagar, Kathmandu, Nepal

Cumulative payment of external debt

As on 2072/03/31 (2015-Jul-16)

Fiscal Year: 2071/72 Month: Aashadh

SN	Loan ID	Commitment Currency	Opening Stock of payment	Payment This Year	Total payment upto this year
Donor: IDA					
13	659	USD	1,910,948.00	89,576.00	2,000,524.00
14	704	USD	4,455,508.00	219,124.00	4,674,632.00
15	705	USD	2,029,172.00	99,796.00	2,128,968.00
16	730	USD	10,370,000.00	510,000.00	10,880,000.00
17	772	USD	2,788,170.00	140,580.00	2,928,750.00
18	799	USD	8,410,000.00	435,000.00	8,845,000.00
19	812	USD	17,393,295.90	900,000.00	18,293,295.90
20	856	USD	8,120,000.00	420,000.00	8,540,000.00
21	939	USD	3,501,550.00	190,994.00	3,692,544.00
22	1008	USD	9,095,000.00	510,000.00	9,605,000.00
23	1055	USD	8,305,912.00	479,188.00	8,785,100.00
24	1059	USD	14,017,120.00	808,680.00	14,825,800.00
Total of USD			151,951,676.51	7,503,411.50	159,455,088.01
1	1062	SDR	1,755,368.00	101,272.00	1,856,640.00
2	1093	SDR	1,402,816.00	83,336.00	1,486,152.00
3	1100	SDR	5,696,427.00	338,402.00	6,034,829.00
4	1101	SDR	2,232,053.00	132,598.00	2,364,651.00
5	1191	SDR	2,707,500.00	171,000.00	2,878,500.00
6	1198	SDR	4,732,685.00	297,270.00	5,029,955.00
7	1260	SDR	2,702,732.00	176,266.00	2,878,998.00
8	1316	SDR	6,719,500.00	453,000.00	7,172,500.00
9	1339	SDR	1,835,404.00	123,736.00	1,959,140.00
10	1379	SDR	2,293,212.00	159,992.00	2,453,204.00
11	1400	SDR	1,459,464.00	101,824.00	1,561,288.00
12	1452	SDR	4,211,545.00	304,450.00	4,515,995.00
13	1463	SDR	2,775,437.00	200,634.00	2,976,071.00
14	1478	SDR	30,207,544.00	2,255,172.00	32,462,716.00
15	1515	SDR	16,526,591.00	1,235,540.00	17,762,131.00
16	1534	SDR	3,048,663.00	237,094.00	3,285,757.00

Government of Nepal
Ministry of Finance
Financial Comptroller General Office
Debt Section
Anamnagar, Kathmandu, Nepal

Cumulative payment of external debt

As on 2072/03/31 (2015-Jul-16)

Fiscal Year: 2071/72 Month: Aashadh

SN	Loan ID	Commitment Currency	Opening Stock of payment	Payment This Year	Total payment upto this year
Donor: IDA					
17	1535	SDR	2,672,150.00	208,220.00	2,880,370.00
18	1570	SDR	2,208,352.00	178,822.00	2,387,174.00
19	1588	SDR	7,492,273.00	583,814.00	8,076,087.00
20	1696	SDR	1,520,272.00	134,144.00	1,654,416.00
21	1715	SDR	4,249,180.00	374,930.00	4,624,110.00
22	1727	SDR	1,366,764.00	120,598.00	1,487,362.00
23	1769	SDR	13,292,500.00	1,227,000.00	14,519,500.00
24	1814	SDR	8,788,990.00	850,550.00	9,639,540.00
25	1902	SDR	4,819,939.00	419,126.00	5,239,065.00
26	1922	SDR	3,867,908.00	351,628.00	4,219,536.00
27	1924	SDR	13,156,000.00	1,196,000.00	14,352,000.00
28	1988	SDR	6,672,204.00	635,448.00	7,307,652.00
29	2028	SDR	2,601,084.00	259,232.00	2,860,316.00
30	2044	SDR	3,513,772.00	351,308.00	3,865,080.00
31	2046	SDR	18,480,000.00	1,848,000.00	20,328,000.00
32	2047	SDR	6,431,000.00	643,100.00	7,074,100.00
33	2144	SDR	13,153,580.00	1,461,510.00	14,615,090.00
34	2239	SDR	3,456,038.00	432,006.00	3,888,044.00
35	2347	SDR	11,972,790.00	1,596,372.00	13,569,162.00
36	2357	SDR	5,941,936.00	848,848.00	6,790,784.00
37	2364	SDR	9,158,328.00	1,308,334.00	10,466,662.00
38	2430	SDR	4,206,049.00	647,086.00	4,853,135.00
39	2560	SDR	2,799,327.00	508,974.00	3,308,301.00
40	2578	SDR	7,703,696.00	1,400,672.00	9,104,368.00
41	2600	SDR	3,557,200.00	711,442.00	4,268,642.00
42	2912	SDR	1,848,384.00	231,048.00	2,079,432.00
43	2977	SDR	1,874,250.00	267,750.00	2,142,000.00
44	3008	SDR	1,804,137.92	277,112.82	2,081,250.74
45	3009	SDR	6,703,580.00	1,031,320.00	7,734,900.00

Government of Nepal
Ministry of Finance
Financial Comptroller General Office
Debt Section
Anamnagar, Kathmandu, Nepal

Cumulative payment of external debt

As on 2072/03/31 (2015-Jul-16)

Fiscal Year: 2071/72 Month: Aashadh

SN	Loan ID	Commitment Currency	Opening Stock of payment	Payment This Year	Total payment upto this year
Donor: IDA					
46	3185	SDR	900,000.00	180,000.00	1,080,000.00
47	3215	SDR	357,250.00	71,450.00	428,700.00
48	3293	SDR	3,421,377.00	760,306.00	4,181,683.00
49	3581	SDR	614,905.75	245,962.30	860,868.05
50	3727	SDR	197,107.62	131,405.08	328,512.70
51	3766	SDR	586,671.72	497,917.49	1,084,589.21
52	3808	SDR	71,967.88	71,967.88	143,935.76
53	3830	SDR	510,000.00	1,020,000.00	1,530,000.00
54	3864	SDR	0.00	768,819.40	768,819.40
55	3911	SDR	0.00	340,000.00	340,000.00
56	3956	SDR	0.00	690,000.00	690,000.00
57	3980	SDR	0.00	138,000.00	138,000.00
58	4510	SDR	0.00	0.00	0.00
59	4515	SDR	0.00	0.00	0.00
60	4603	SDR	0.00		0.00
61	4637	SDR	0.00	0.00	0.00
62	4664	SDR	0.00	0.00	0.00
63	4652	SDR	0.00	0.00	0.00
64	4707	SDR	0.00	0.00	0.00
65	4750	SDR	0.00	0.00	0.00
66	4832	SDR	0.00	0.00	0.00
67	4902	SDR	0.00	0.00	0.00
68	4932	SDR	0.00	0.00	0.00
69	5138	SDR	0.00	0.00	0.00
70	5282	SDR	0.00	0.00	0.00
71	4905	SDR	0.00	0.00	0.00
72	5263	SDR	0.00	0.00	0.00
73	5273	SDR	0.00	0.00	0.00
74	4924	SDR		0.00	0.00

Government of Nepal
Ministry of Finance
Financial Comptroller General Office
Debt Section
Anamnagar, Kathmandu, Nepal

Cumulative payment of external debt

As on 2072/03/31 (2015-Jul-16)

Fiscal Year: 2071/72 Month: Aashadh

SN	Loan ID	Commitment Currency	Opening Stock of payment	Payment This Year	Total payment upto this year
Donor: IDA					
75	5246	SDR		0.00	0.00
76	4981	SDR		0.00	0.00
77	5446	SDR		0.00	0.00
78	5002	SDR		0.00	0.00
79	5137	SDR		0.00	0.00
80	5250	SDR			0.00
81	5344	SDR			0.00
Total of SDR			272,277,904.89	31,391,808.97	303,669,713.86
Donor: IFAD					
1	10	USD	7,362,500.00	288,000.00	7,650,500.00
Total of USD			7,362,500.00	288,000.00	7,650,500.00
1	57	SDR	5,757,500.00	245,000.00	6,002,500.00
2	82	SDR	3,422,205.00	152,098.00	3,574,303.00
3	166	SDR	7,368,387.00	377,866.00	7,746,253.00
4	191	SDR	279,540.00	15,530.00	295,070.00
5	208	SDR	2,018,750.00	118,750.00	2,137,500.00
6	250	SDR	1,492,420.00	91,860.00	1,584,280.00
7	352	SDR	1,214,747.00	102,870.00	1,317,617.00
8	452	SDR	1,490,202.00	212,886.00	1,703,088.00
9	576	SDR	1,300,000.00	520,000.00	1,820,000.00
10	646A	SDR	0.00	0.00	0.00
11	646	SDR	0.00	119,167.00	119,167.00
12	796	SDR	0.00	0.00	0.00
13	881	SDR	0.00	0.00	0.00
Total of SDR			24,343,751.00	1,956,027.00	26,299,778.00
Donor: NDF					
1	37	EUR	1,525,297.88	203,373.06	1,728,670.94
2	76	EUR	1,380,299.48	230,049.90	1,610,349.38
3	129	EUR	963,277.92	107,030.88	1,070,308.80

Government of Nepal
Ministry of Finance
Financial Comptroller General Office
Debt Section
Anamnagar, Kathmandu, Nepal

Cumulative payment of external debt

As on 2072/03/31 (2015-Jul-16)

Fiscal Year: 2071/72 Month: Aashadh

SN	Loan ID	Commitment Currency	Opening Stock of payment	Payment This Year	Total payment upto this year
Donor: NDF					
4	223	EUR	236,411.14	33,773.02	270,184.16
5	265	EUR	252,957.57	95,529.98	348,487.55
Total of EUR			4,358,243.99	669,756.84	5,028,000.83
Donor: OFID					
1	698	USD	9,575,604.33		9,575,604.33
2	825	USD	5,905,390.00	48,100.00	5,953,490.00
3	838	USD	7,306,560.00	913,320.00	8,219,880.00
4	1060	USD	1,866,640.00	466,660.00	2,333,300.00
5	1155	USD	1,333,320.00	668,616.24	2,001,936.24
6	1185	USD	999,990.00	666,660.00	1,666,650.00
7	1346	USD			0.00
8	1364	USD		0.00	0.00
9	1442	USD	0.00	0.00	0.00
Total of USD			26,987,504.33	2,763,356.24	29,750,860.57
Donor: Austria					
1	1	EUR	3,052,259.00	218,018.50	3,270,277.50
Total of EUR			3,052,259.00	218,018.50	3,270,277.50
Donor: Belgium					
1	1985	EUR	2,231,032.57	123,946.00	2,354,978.57
2	1986	EUR	3,160,640.72	185,920.00	3,346,560.72
3	1994	EUR	1,239,460.00	123,946.00	1,363,406.00
4	1999	EUR	420,990.00	106,209.00	527,199.00
5	2000	EUR	325,656.00	122,703.00	448,359.00
6	2001	EUR	176,493.54	104,969.04	281,462.58
7	2003	EUR	17,280.62	64,245.01	81,525.63
Total of EUR			7,571,553.45	831,938.05	8,403,491.50
Donor: China					
1	359	RMB	0.00	0.00	0.00
2	383	RMB	0.00	0.00	0.00

Government of Nepal
Ministry of Finance
Financial Comptroller General Office
Debt Section
Anamnagar, Kathmandu, Nepal

Cumulative payment of external debt

As on 2072/03/31 (2015-Jul-16)

Fiscal Year: 2071/72 Month: Aashadh

SN	Loan ID	Commitment Currency	Opening Stock of payment	Payment This Year	Total payment upto this year
Donor: China					
3	494	RMB		0.00	0.00
Total of RMB			0.00	0.00	0.00
Donor: France					
1	298	EUR	99,114.88	5,316.66	104,431.54
2	375	EUR	2,038,216.97	145,585.50	2,183,802.47
3	447	EUR	19,464,251.69	1,220,067.92	20,684,319.61
4	502	EUR	4,711,113.57	371,578.76	5,082,692.33
5	503	EUR	5,406,072.66	396,366.84	5,802,439.50
6	545	EUR	6,674,289.02	560,742.86	7,235,031.88
7	897	EUR	660,381.22	82,572.00	742,953.22
Total of EUR			39,053,440.01	2,782,230.54	41,835,670.55
Donor: India					
1	00001984	USD	6,451,612.90	6,451,612.90	12,903,225.80
2	00000903	USD		0.00	0.00
Total of USD			6,451,612.90	6,451,612.90	12,903,225.80
Donor: Japan					
1	4	JPY	15,538,950,382.00	914,052,000.00	16,453,002,382.00
2	5	JPY	1,796,172,628.00	128,294,000.00	1,924,466,628.00
3	6	JPY	1,022,328,827.00	120,270,000.00	1,142,598,827.00
4	7	JPY	5,390,250,504.00	652,150,000.00	6,042,400,504.00
5	8	JPY	10,455,000.00	33,761,000.00	44,216,000.00
6	8A	JPY	70,136,000.00	20,032,000.00	90,168,000.00
Total of JPY			23,828,293,341.00	1,868,559,000.00	25,696,852,341.00
Donor: Korea					
1	1	KRW	4,029,699,240.00	619,950,000.00	4,649,649,240.00
2	2	KRW	0.00	0.00	0.00
Total of KRW			4,029,699,240.00	619,950,000.00	4,649,649,240.00
Donor: Kuwait					
1	552	KUD	740,080.36	74,000.00	814,080.36

Government of Nepal
Ministry of Finance
Financial Comptroller General Office
Debt Section

Anamnagar, Kathmandu, Nepal

Cumulative payment of external debt

As on 2072/03/31 (2015-Jul-16)

Fiscal Year: 2071/72 Month: Aashadh

SN	Loan ID	Commitment Currency	Opening Stock of payment	Payment This Year	Total payment upto this year
Donor: Kuwait					
Total of KUD			740,080.36	74,000.00	814,080.36
Donor: Russia					
1	1	USD	2,323,270.50		2,323,270.50
Total of USD			2,323,270.50		2,323,270.50
Donor: Saudi					
1	465	SAR	5,625,000.00	3,750,000.00	9,375,000.00
Total of SAR			5,625,000.00	3,750,000.00	9,375,000.00

Government of Nepal

Ministry of Finance

Financial Comptroller General Office**Debt Section**

Anamnagar, Kathmandu, Nepal

Cumulative interest payment of external debt

As on 2072/03/31 (2015-Jul-16)

Fiscal Year: 2071/72 Month: Aashadh

SN	Loan ID	Commitment Currency	Opening Stock of payment	Payment This Year	Total payment upto this year
Donor: ADB					
1	182	SDR	20,157.59		20,157.59
2	232	SDR	1,588.45	111.88	1,700.33
3	233	SDR	74,646.20	3,964.98	78,611.18
4	249	SDR	10,968.62	-280.94	10,687.68
5	250	SDR	20,534.38	1,041.98	21,576.36
6	274	SDR	30,700.96	2,207.29	32,908.25
7	284	SDR	445,462.45	29,645.66	475,108.11
8	295	SDR	42,831.39	2,850.29	45,681.68
9	309	SDR	34,345.98	3,116.53	37,462.51
10	310	SDR	63,150.96	7,210.71	70,361.67
11	315	SDR	72,659.18	5,006.82	77,666.00
12	334	SDR	24,800.53	1,803.74	26,604.27
13	387	SDR	265,360.14	25,453.67	290,813.81
14	388	SDR	133,304.49	14,416.21	147,720.70
15	445	SDR	154,968.17	18,441.89	173,410.06
16	447	SDR	227,804.87	24,788.04	252,592.91
17	462	SDR	175,083.71	24,173.53	199,257.24
18	489	SDR	356,977.80	43,235.18	400,212.98
19	490	SDR	143,300.63	18,933.56	162,234.19
20	512	SDR	120,695.20	16,125.28	136,820.48
21	533	SDR	165,262.02	22,916.94	188,178.96
22	560	SDR	311,042.22	40,499.34	351,541.56
23	596	SDR	147,895.54	20,110.01	168,005.55
24	599	SDR	90,189.94	13,173.32	103,363.26
25	633	SDR	587,917.27	7,883.17	595,800.44
26	651	SDR	3,377,027.66	56,269.01	3,433,296.67
27	655	SDR	2,500,420.15	31,021.58	2,531,441.73
28	659	SDR	797,451.80	10,548.71	808,000.51
29	669	SDR	3,575,913.46	49,284.74	3,625,198.20

Government of Nepal

Ministry of Finance

Financial Comptroller General Office

Debt Section

Anamnagar, Kathmandu, Nepal

Cumulative interest payment of external debt

As on 2072/03/31 (2015-Jul-16)

Fiscal Year: 2071/72 Month: Aashadh

SN	Loan ID	Commitment Currency	Opening Stock of payment	Payment This Year	Total payment upto this year
Donor: ADB					
30	670	SDR	3,490,126.06	59,840.50	3,549,966.56
31	694	SDR	958,387.22	15,814.97	974,202.19
32	708	SDR	4,844,803.59	105,956.79	4,950,760.38
33	719	SDR	1,446,216.57	29,409.06	1,475,625.63
34	721	SDR	1,108,480.48	24,179.30	1,132,659.78
35	744	SDR	776,220.40	13,937.80	790,158.20
36	745	SDR	903,223.96	19,021.69	922,245.65
37	748	SDR	1,621,739.38	42,949.35	1,664,688.73
38	749	SDR	1,258,017.23	21,830.45	1,279,847.68
39	783	SDR	2,025,938.62	38,853.45	2,064,792.07
40	792	SDR	640,962.29	15,604.78	656,567.07
41	806	SDR	4,340,344.37	103,642.31	4,443,986.68
42	831	SDR	4,682,893.26	97,981.35	4,780,874.61
43	859	SDR	250,791.87	8,419.34	259,211.21
44	867	SDR	888,316.42	36,149.03	924,465.45
45	923	SDR	3,181,626.63	98,452.54	3,280,079.17
46	924	SDR	10,588,503.64	228,823.76	10,817,327.40
47	936	SDR	476,442.11	16,926.19	493,368.30
48	949	SDR	1,507,499.47	48,468.25	1,555,967.72
49	964	SDR	531,658.34	19,769.78	551,428.12
50	974	SDR	1,224,859.40	51,942.62	1,276,802.02
51	982	SDR	5,664,160.02	217,174.76	5,881,334.78
52	987	SDR	1,461,837.73	40,724.84	1,502,562.57
53	1006	SDR	93,734.04	13,124.47	106,858.51
54	1011	SDR	4,906,050.18	225,989.27	5,132,039.45
55	1037	SDR	4,140,004.94	137,169.88	4,277,174.82
56	1040	SDR	3,944,094.88	108,458.91	4,052,553.79
57	1112	SDR	5,164,865.27	144,216.49	5,309,081.76
58	1113	SDR	1,380,798.50	83,501.11	1,464,299.61

Government of Nepal

Ministry of Finance

Financial Comptroller General Office

Debt Section

Anamnagar, Kathmandu, Nepal

Cumulative interest payment of external debt

As on 2072/03/31 (2015-Jul-16)

Fiscal Year: 2071/72 Month: Aashadh

SN	Loan ID	Commitment Currency	Opening Stock of payment	Payment This Year	Total payment upto this year
Donor: ADB					
59	1114	SDR	803,007.76	55,294.62	858,302.38
60	1141	SDR	1,161,632.04	69,868.05	1,231,500.09
61	1156	SDR	793,263.34	35,504.75	828,768.09
62	1165	SDR	2,107,071.00	99,917.24	2,206,988.24
63	1196	SDR	564,179.57	33,932.53	598,112.10
64	1229	SDR	2,809,902.47	110,643.11	2,920,545.58
65	1237	SDR	355,170.35	20,305.57	375,475.92
66	1240	SDR	655,832.80	39,977.36	695,810.16
67	1311	SDR	511,179.22	47,727.45	558,906.67
68	1377	SDR	3,100,538.88	216,950.17	3,317,489.05
69	1437	SDR	1,712,446.86	140,431.43	1,852,878.29
70	1450	SDR	747,677.99	67,024.06	814,702.05
71	1451	SDR	826,433.23	72,194.44	898,627.67
72	1452	SDR	12,076,257.41	904,616.38	12,980,873.79
73	1461	SDR	749,655.06	74,916.30	824,571.36
74	1464	SDR	1,588,172.55	125,138.74	1,713,311.29
75	1512	SDR	1,670,872.55	138,430.47	1,809,303.02
76	1604	SDR	5,243,897.48	325,683.04	5,569,580.52
77	1609	SDR	391,031.76	59,572.98	450,604.74
78	1640	SDR	397,589.33	30,165.92	427,755.25
79	1650	SDR	725,704.99	107,943.22	833,648.21
80	1732	SDR	1,617,121.43	261,916.65	1,879,038.08
81	1755	SDR	1,214,978.18	230,760.12	1,445,738.30
82	1778	SDR	494,276.69	80,408.39	574,685.08
83	1811	SDR	143,769.42	20,628.21	164,397.63
84	1820	SDR	0.00	0.00	0.00
85	1840	SDR	564,613.18	118,984.28	683,597.46
86	1861	SDR	1,572,001.16	150,339.55	1,722,340.71
87	1876	SDR	1,708,242.11	352,900.48	2,061,142.59

Government of Nepal

Ministry of Finance

Financial Comptroller General Office

Debt Section

Anamnagar, Kathmandu, Nepal

Cumulative interest payment of external debt

As on 2072/03/31 (2015-Jul-16)

Fiscal Year: 2071/72 Month: Aashadh

SN	Loan ID	Commitment Currency	Opening Stock of payment	Payment This Year	Total payment upto this year
Donor: ADB					
88	1917	SDR	1,099,384.52	255,099.66	1,354,484.18
89	1966	SDR	759,879.17	198,965.23	958,844.40
90	2002	SDR	1,522,228.77	151,276.68	1,673,505.45
91	2008	SDR	683,133.45	198,838.07	881,971.52
92	2058	SDR	234,456.13	40,556.44	275,012.57
93	2059	SDR	0.00	10,705.79	10,705.79
94	2071	SDR	643,268.31	169,516.79	812,785.10
95	2092	SDR	901,884.38	325,954.85	1,227,839.23
96	2097	SDR	499,580.95	151,834.23	651,415.18
97	2102	SDR	370,848.58	68,116.84	438,965.42
98	2111	SDR	253,188.40	145,864.10	399,052.50
99	2143	SDR	93,174.91	62,547.72	155,722.63
100	2268	SDR	2,000,065.28	428,061.53	2,428,126.81
101	2277	SDR	1,079,346.69	202,001.91	1,281,348.60
102	2551	SDR	410,864.21	159,094.31	569,958.52
103	2581	SDR	0.00		0.00
104	2587	SDR	0.00		0.00
105	2641	SDR	677,997.11	192,110.20	870,107.31
106	2650	SDR	0.00		0.00
107	2656	SDR	0.00		0.00
108	2685	SDR	0.00		0.00
109	2776	SDR	0.00		0.00
110	2796	SDR	0.00		0.00
111	2808	SDR	0.00		0.00
Total of SDR			145,010,878.30	9,315,006.02	154,325,884.32
Donor: EEC					
1	9	GBP	100,324.69	3,101.77	103,426.46
2	23	GBP	131,002.33	4,196.77	135,199.10
3	26	GBP	95,781.89	3,145.81	98,927.70

Government of Nepal

Ministry of Finance

Financial Comptroller General Office

Debt Section

Anamnagar, Kathmandu, Nepal

Cumulative interest payment of external debt

As on 2072/03/31 (2015-Jul-16)

Fiscal Year: 2071/72 Month: Aashadh

SN	Loan ID	Commitment Currency	Opening Stock of payment	Payment This Year	Total payment upto this year
Donor: EEC					
Total of GBP			327,108.91	10,444.35	337,553.26
1	9	EUR	326,379.53	2,498.39	328,877.92
2	23	EUR	434,457.12	3,380.18	437,837.30
3	26	EUR	326,678.67	2,533.62	329,212.29
Total of EUR			1,087,515.32	8,412.19	1,095,927.51
1	9	DKK	92,143.63	1,243.36	93,386.99
2	23	DKK	123,289.16	1,681.53	124,970.69
3	26	DKK	92,820.23	1,259.79	94,080.02
Total of DKK			308,253.02	4,184.68	312,437.70
Donor: IDA					
1	166	USD	396,008.60	1,904.04	397,912.64
2	223	USD	462,212.86	3,050.31	465,263.17
3	291	USD	664,542.70	5,576.39	670,119.09
4	373	USD	1,194,185.47	11,061.60	1,205,247.07
5	397	USD	983,070.57	10,828.08	993,898.65
6	470	USD	1,623,598.82	16,233.72	1,639,832.54
7	470.1	USD	599,420.53	5,984.46	605,404.99
8	505	USD	555,495.71	6,422.16	561,917.87
9	600	USD	4,947,237.09	65,812.50	5,013,049.59
10	600.1	USD	2,815,849.91	37,462.50	2,853,312.41
11	617	USD	1,464,317.84	20,250.00	1,484,567.84
12	654	USD	1,796,361.38	23,793.72	1,820,155.10
13	659	USD	559,949.60	7,894.26	567,843.86
14	704	USD	1,360,960.49	20,953.84	1,381,914.33
15	705	USD	628,433.19	9,543.52	637,976.71
16	730	USD	3,261,173.64	48,768.72	3,309,942.36
17	772	USD	852,855.57	13,970.38	866,825.95
18	799	USD	2,597,633.99	44,859.36	2,642,493.35
19	812	USD	5,338,276.30	92,812.50	5,431,088.80

Government of Nepal

Ministry of Finance

Financial Comptroller General Office

Debt Section

Anamnagar, Kathmandu, Nepal

Cumulative interest payment of external debt

As on 2072/03/31 (2015-Jul-16)

Fiscal Year: 2071/72 Month: Aashadh

SN	Loan ID	Commitment Currency	Opening Stock of payment	Payment This Year	Total payment upto this year
Donor: IDA					
20	856	USD	2,492,111.87	43,312.50	2,535,424.37
21	939	USD	1,061,410.72	21,129.24	1,082,539.96
22	1008	USD	2,875,933.10	58,331.22	2,934,264.32
23	1055	USD	2,681,564.57	56,604.36	2,738,168.93
24	1059	USD	10,643,143.53	95,525.58	10,738,669.11
Total of USD			51,855,748.05	722,084.96	52,577,833.01
1	1062	SDR	621,186.12	10,686.50	631,872.62
2	1093	SDR	566,039.89	9,357.02	575,396.91
3	1100	SDR	2,138,908.35	37,994.49	2,176,902.84
4	1101	SDR	779,262.10	14,887.78	794,149.88
5	1191	SDR	1,108,941.16	19,055.36	1,127,996.52
6	1198	SDR	1,766,911.68	33,872.30	1,800,783.98
7	1260	SDR	1,266,430.18	21,757.22	1,288,187.40
8	1316	SDR	3,582,805.50	55,793.13	3,638,598.63
9	1339	SDR	872,354.47	15,351.35	887,705.82
10	1379	SDR	1,005,519.78	21,040.45	1,026,560.23
11	1400	SDR	952,040.89	13,010.04	965,050.93
12	1452	SDR	1,915,255.48	40,974.12	1,956,229.60
13	1463	SDR	1,366,149.99	26,197.84	1,392,347.83
14	1478	SDR	13,974,430.32	307,283.72	14,281,714.04
15	1515	SDR	7,137,607.99	168,373.33	7,305,981.32
16	1534	SDR	1,229,726.62	33,097.35	1,262,823.97
17	1535	SDR	1,235,651.56	29,066.65	1,264,718.21
18	1570	SDR	965,194.86	26,178.22	991,373.08
19	1588	SDR	3,060,534.20	82,912.87	3,143,447.07
20	1696	SDR	823,359.49	19,751.05	843,110.54
21	1715	SDR	2,038,667.66	54,234.65	2,092,902.31
22	1727	SDR	774,158.10	17,756.13	791,914.23
23	1769	SDR	7,572,762.86	188,618.85	7,761,381.71

Government of Nepal

Ministry of Finance

Financial Comptroller General Office

Debt Section

Anamnagar, Kathmandu, Nepal

Cumulative interest payment of external debt

As on 2072/03/31 (2015-Jul-16)

Fiscal Year: 2071/72 Month: Aashadh

SN	Loan ID	Commitment Currency	Opening Stock of payment	Payment This Year	Total payment upto this year
Donor: IDA					
24	1814	SDR	4,276,225.67	129,311.24	4,405,536.91
25	1902	SDR	1,484,427.21	34,331.19	1,518,758.40
26	1922	SDR	1,223,075.37	31,413.75	1,254,489.12
27	1924	SDR	3,994,558.08	106,848.02	4,101,406.10
28	1988	SDR	2,494,325.31	61,894.99	2,556,220.30
29	2028	SDR	875,968.48	24,744.21	900,712.69
30	2044	SDR	919,668.84	34,860.44	954,529.28
31	2046	SDR	7,219,679.99	183,332.47	7,403,012.46
32	2047	SDR	2,055,788.54	63,814.99	2,119,603.53
33	2144	SDR	4,397,682.23	155,820.81	4,553,503.04
34	2239	SDR	1,259,179.59	49,270.80	1,308,450.39
35	2347	SDR	4,627,452.70	181,895.77	4,809,348.47
36	2357	SDR	2,500,765.40	103,101.86	2,603,867.26
37	2364	SDR	3,870,391.94	155,643.98	4,026,035.92
38	2430	SDR	2,035,779.56	80,993.63	2,116,773.19
39	2560	SDR	1,198,926.58	65,510.12	1,264,436.70
40	2578	SDR	3,802,428.96	182,896.59	3,985,325.55
41	2600	SDR	1,778,870.12	103,382.04	1,882,252.16
42	2912	SDR	1,019,907.08	67,530.08	1,087,437.16
43	2977	SDR	1,208,760.41	81,864.63	1,290,625.04
44	3008	SDR	1,390,914.10	85,303.15	1,476,217.25
45	3009	SDR	4,493,363.29	317,468.41	4,810,831.70
46	3185	SDR	698,877.34	57,849.42	756,726.76
47	3215	SDR	293,047.93	22,677.17	315,725.10
48	3293	SDR	2,739,961.30	247,172.28	2,987,133.58
49	3581	SDR	852,499.43	84,314.01	936,813.44
50	3727	SDR	556,488.08	46,121.90	602,609.98
51	3766	SDR	1,106,461.69	162,073.65	1,268,535.34
52	3808	SDR	230,018.17	25,472.66	255,490.83

Government of Nepal

Ministry of Finance

Financial Comptroller General Office

Debt Section

Anamnagar, Kathmandu, Nepal

Cumulative interest payment of external debt

As on 2072/03/31 (2015-Jul-16)

Fiscal Year: 2071/72 Month: Aashadh

SN	Loan ID	Commitment Currency	Opening Stock of payment	Payment This Year	Total payment upto this year
Donor: IDA					
53	3830	SDR	3,597,318.52	359,290.37	3,956,608.89
54	3864	SDR	2,551,469.57	283,657.29	2,835,126.86
55	3911	SDR	858,059.57	120,422.21	978,481.78
56	3956	SDR	1,914,165.38	248,778.69	2,162,944.07
57	3980	SDR	292,986.50	49,755.72	342,742.22
58	4510	SDR	15,432.91	5,204.03	20,636.94
59	4515	SDR	182,064.64	57,121.42	239,186.06
60	4603	SDR	404.73		404.73
61	4637	SDR	468,392.76	198,040.13	666,432.89
62	4664	SDR	29,132.10	102,094.81	131,226.91
63	4652	SDR	443,228.82	339,810.48	783,039.30
64	4707	SDR	57,345.10	193,472.63	250,817.73
65	4750	SDR	218,981.35	78,142.50	297,123.85
66	4832	SDR	338,284.20	195,928.44	534,212.64
67	4902	SDR	27,873.82	71,572.68	99,446.50
68	4932	SDR	13,293.45	29,830.56	43,124.01
69	5138	SDR	77,383.13	86,137.54	163,520.67
70	5282	SDR	83,331.25	146,837.65	230,168.90
71	4905	SDR	5,555.21	13,561.28	19,116.49
72	5263	SDR	3,628.40	35,093.56	38,721.96
73	5273	SDR	5,465.08	29,144.62	34,609.70
74	4924	SDR		15,043.67	15,043.67
75	5246	SDR		4,451.49	4,451.49
76	4981	SDR		21,666.70	21,666.70
77	5446	SDR		0.00	0.00
78	5002	SDR		12,898.85	12,898.85
79	5137	SDR		1,788.15	1,788.15
Total of SDR			132,543,189.13	6,893,910.15	139,437,099.28

Donor: IFAD

Government of Nepal

Ministry of Finance

Financial Comptroller General Office

Debt Section

Anamnagar, Kathmandu, Nepal

Cumulative interest payment of external debt

As on 2072/03/31 (2015-Jul-16)

Fiscal Year: 2071/72 Month: Aashadh

SN	Loan ID	Commitment Currency	Opening Stock of payment	Payment This Year	Total payment upto this year
Donor: IFAD					
1	10	USD	2,187,696.49	41,037.62	2,228,734.11
Total of USD			2,187,696.49	41,037.62	2,228,734.11
1	57	SDR	1,886,685.92	39,812.50	1,926,498.42
2	82	SDR	1,258,272.14	26,237.36	1,284,509.50
3	166	SDR	3,012,425.05	76,517.91	3,088,942.96
4	191	SDR	129,818.95	3,378.25	133,197.20
5	208	SDR	721,847.06	27,015.63	748,862.69
6	250	SDR	444,452.99	23,193.81	467,646.80
7	352	SDR	349,670.55	14,851.78	364,522.33
8	452	SDR	483,734.17	35,420.20	519,154.37
9	576	SDR	259,301.98	66,903.02	326,205.00
10	646A	SDR	1,317.64	3,672.36	4,990.00
11	646	SDR	213,162.61	53,625.00	266,787.61
12	796	SDR	13,311.57	11,022.00	24,333.57
13	881	SDR	6,154.46	8,627.43	14,781.89
Total of SDR			8,780,155.09	390,277.25	9,170,432.34
Donor: NDF					
1	37	EUR	675,987.26	26,311.39	702,298.65
2	76	EUR	749,714.65	32,350.77	782,065.42
3	129	EUR	633,808.62	32,681.31	666,489.93
4	223	EUR	191,400.41	10,828.47	202,228.88
5	265	EUR	210,495.55	50,399.69	260,895.24
Total of EUR			2,461,406.49	152,571.63	2,613,978.12
Donor: OFID					
1	698	USD	2,108,896.71		2,108,896.71
2	825	USD	123,110.28	3,130.01	126,240.29
3	838	USD	1,358,021.99	123,276.83	1,481,298.82
4	1060	USD	125,727.65	62,121.83	187,849.48
5	1155	USD	460,233.71	135,422.81	595,656.52

Government of Nepal

Ministry of Finance

Financial Comptroller General Office

Debt Section

Anamnagar, Kathmandu, Nepal

Cumulative interest payment of external debt

As on 2072/03/31 (2015-Jul-16)

Fiscal Year: 2071/72 Month: Aashadh

SN	Loan ID	Commitment Currency	Opening Stock of payment	Payment This Year	Total payment upto this year
Donor: OFID					
6	1185	USD	284,328.76	157,749.37	442,078.13
7	1364	USD		11,988.06	11,988.06
8	1442	USD	11,783.51	85,789.80	97,573.31
Total of USD			4,472,102.61	579,478.71	5,051,581.32
Donor: Austria					
1	1	EUR	0.00	0.00	0.00
Total of EUR			0.00	0.00	0.00
Donor: Belgium					
1	1985	EUR	0.00	0.00	0.00
2	1986	EUR	0.00	0.00	0.00
3	1994	EUR	0.00	0.00	0.00
4	1999	EUR	103,535.00	0.00	103,535.00
5	2000	EUR	0.00	0.00	0.00
6	2001	EUR	0.00	0.00	0.00
7	2003	EUR	0.00	0.00	0.00
Total of EUR			103,535.00	0.00	103,535.00
Donor: China					
1	359	RMB	15,796,036.78	7,034,227.24	22,830,264.02
2	383	RMB	2,135,439.51	1,223,331.70	3,358,771.21
3	494	RMB		1,209,576.39	1,209,576.39
Total of RMB			17,931,476.29	9,467,135.33	27,398,611.62
Donor: France					
1	298	EUR	395,447.06	209.52	395,656.58
2	375	EUR	1,323,490.32	13,648.65	1,337,138.97
3	447	EUR	10,966,414.57	36,374.94	11,002,789.51
4	502	EUR	2,880,775.82	24,294.43	2,905,070.25
5	503	EUR	3,091,755.39	13,210.36	3,104,965.75
6	545	EUR	2,015,958.68	44,004.89	2,059,963.57
7	897	EUR	236,255.13	13,008.14	249,263.27

Government of Nepal
Ministry of Finance
Financial Comptroller General Office
Debt Section
Anamnagar, Kathmandu, Nepal
Cumulative interest payment of external debt
As on 2072/03/31 (2015-Jul-16)

Fiscal Year: 2071/72 Month: Aashadh

SN	Loan ID	Commitment Currency	Opening Stock of payment	Payment This Year	Total payment upto this year
Donor: France					
Total of EUR			20,910,096.97	144,750.93	21,054,847.90
Donor: India					
1	00001984	USD	3,591,621.91	1,028,636.21	4,620,258.12
2	00000903	USD		10,980.28	10,980.28
Total of USD			3,591,621.91	1,039,616.49	4,631,238.40
Donor: Japan					
1	4	JPY	3,628,711,755.04	37,141,188.01	3,665,852,943.05
2	5	JPY	272,240,987.00	8,059,466.00	280,300,453.00
3	6	JPY	259,315,684.00	14,134,196.00	273,449,880.00
4	7	JPY	1,012,684,619.00	79,900,328.00	1,092,584,947.00
5	8	JPY	0.00	0.00	0.00
6	8A	JPY	0.00	0.00	0.00
Total of JPY			5,172,953,045.04	139,235,178.01	5,312,188,223.05
Donor: Korea					
1	1	KRW	1,603,588,865.45	82,156,100.00	1,685,744,965.45
2	2	KRW	893,763,610.00	281,973,420.00	1,175,737,030.00
Total of KRW			2,497,352,475.45	364,129,520.00	2,861,481,995.45
Donor: Kuwait					
1	552	KUD	241,337.77	18,530.64	259,868.41
Total of KUD			241,337.77	18,530.64	259,868.41
Donor: Russia					
1	1	USD	638,667.75		638,667.75
Total of USD			638,667.75		638,667.75
Donor: Saudi					
1	465	SAR	2,231,854.95	503,524.57	2,735,379.52
Total of SAR			2,231,854.95	503,524.57	2,735,379.52

Government of Nepal

Annex 14

Ministry of Finance

Financial Comptroller General Office

Debt Management Section

Summary of Domestic Borrowing (Loan Typewise)

Fiscal Year: 2071/72

S.N.	LoanSubTypeDescEN	Opening Loan Balance	New loan issue in current fiscal year	Total Loan	Amount paid during current fiscal year			Adjustment*	Outstanding Domestic Borrowings
					Interest	Principal	Total Expenditure		
1	Rastriya Bachat Patra	16,586,480,000.00		16,586,480,000.00	1,580,518,400.00		1,580,518,400.00	0	16,586,480,000.00
	<i>Total of Rastriya Bachat Patra</i>	<i>16,586,480,000.00</i>	<i>0.00</i>	<i>16,586,480,000.00</i>	<i>1,580,518,400.00</i>	<i>0.00</i>	<i>1,580,518,400.00</i>	<i>0.00</i>	<i>16,586,480,000.00</i>
2	Nagarik Bachat Patra	1,516,746,000.00	2,339,430,000.00	3,856,176,000.00	80,849,656.67	800,000,000.00	880,849,656.67	0	3,056,176,000.00
	<i>Total of Nagarik Bachat Patra</i>	<i>1,516,746,000.00</i>	<i>2,339,430,000.00</i>	<i>3,856,176,000.00</i>	<i>80,849,656.67</i>	<i>800,000,000.00</i>	<i>880,849,656.67</i>	<i>0.00</i>	<i>3,056,176,000.00</i>
3	Development Bond	47,110,900,000.00	30,000,000,000.00	77,110,900,000.00	3,335,181,000.00	20,040,900,000.00	23,376,081,000.00	0	57,070,000,000.00
	<i>Total of Development Bond</i>	<i>47,110,900,000.00</i>	<i>30,000,000,000.00</i>	<i>77,110,900,000.00</i>	<i>3,335,181,000.00</i>	<i>20,040,900,000.00</i>	<i>23,376,081,000.00</i>	<i>0.00</i>	<i>57,070,000,000.00</i>
4	Special Loan (RBB Building)	0.00		0.00			0.00	0	0.00
5	Special Loan (Duty)	0.00		0.00			0.00	0	0.00
	<i>Total of Special Loan</i>	<i>0.00</i>	<i>0.00</i>	<i>0.00</i>	<i>0.00</i>	<i>0.00</i>	<i>0.00</i>	<i>0.00</i>	<i>0.00</i>
6	Foreign Employment Bond	135,310,000.00	83,715,000.00	219,025,000.00	12,988,025.00	4,000,000.00	16,988,025.00	0	215,025,000.00
	<i>Total of Foreign Employment Bond</i>	<i>135,310,000.00</i>	<i>83,715,000.00</i>	<i>219,025,000.00</i>	<i>12,988,025.00</i>	<i>4,000,000.00</i>	<i>16,988,025.00</i>	<i>0.00</i>	<i>215,025,000.00</i>
7	IMF Value Adjustment	4,871,051,042.58		4,871,051,042.58			0.00	0	4,871,051,042.58
	<i>Total of IMF Value Adjustment</i>	<i>4,871,051,042.58</i>	<i>0.00</i>	<i>4,871,051,042.58</i>	<i>0.00</i>	<i>0.00</i>	<i>0.00</i>	<i>0.00</i>	<i>4,871,051,042.58</i>
8	Treasury Bills-364 days interest based	21,468,932,510.25	0.00	21,468,932,510.25	580,305,244.78	0.00	580,305,244.78	0	21,468,932,510.25
9	Treasury Bills-364 days discount based	46,611,800,000.00	0.00	46,611,800,000.00	351,840,962.18	1,487,470,410.00	1,839,311,372.18	-12529590	45,111,800,000.00
10	Treasury Bills-182 days discount based	19,659,175,000.00	0.00	19,659,175,000.00	67,844,953.31	6,987,751,470.00	7,055,596,423.31	-12248530	12,659,175,000.00
11	Treasury Bills-91 days discount based	45,228,200,000.00	10,000,000,000.00	55,228,200,000.00	158,729,735.75	14,610,000,000.00	14,768,729,735.75	0	40,618,200,000.00
12	Treasury Bills-28 days discount based	3,500,000,000.00	0.00	3,500,000,000.00	2,104,583.20	3,499,863,340.01	3,501,967,923.21	-136659.99	0.00
	<i>Total of Treasury Bills</i>	<i>136,468,107,510.25</i>	<i>10,000,000,000.00</i>	<i>146,468,107,510.25</i>	<i>1,160,825,479.22</i>	<i>26,585,085,220.01</i>	<i>27,745,910,699.23</i>	<i>-24,914,779.99</i>	<i>119,858,107,510.25</i>
13	National Loan Commission	0.00		0.00	58,660,623.32		58,660,623.32	0	0.00
	<i>Total of National Loan Commission</i>	<i>0.00</i>	<i>0.00</i>	<i>0.00</i>	<i>58,660,623.32</i>	<i>0.00</i>	<i>58,660,623.32</i>	<i>0.00</i>	<i>0.00</i>
	<i>Grand Total</i>	<i>206,688,594,552.83</i>	<i>42,423,145,000.00</i>	<i>249,111,739,552.83</i>	<i>6,229,023,184.21</i>	<i>47,429,985,220.01</i>	<i>53,659,008,404.22</i>	<i>-24,914,779.99</i>	<i>201,656,839,552.83</i>

*For principal adjustment of Treasury Bills when principal is repaid.

Government of Nepal
Ministry of Finance
Financial Comptroller General Office
Debt Management Section

Financial Statement of Domestic Borrowing (Loanwise)

Fiscal Year: 2071/72

Treasury Bills

S.N.	LoanCode	Date Of Issue	Date Of Payment	Interest Rate %	Opening loan balance	New loan issue in current Fiscal Year	Total Loan	Discount/ Interest	Adjustment	Payment during current fiscal year			Outstanding loan upto the end of current Fiscal Year
										Interest	Principal	Total	
1	Treasury Bills-364 days interest based												
	1168ka	2070/05/25	2071/05/24	2.703	3,785,148,462.09		3,785,148,462.09	102,312,562.93	0.00	102,312,561.96		102,312,561.96	3,785,148,462.09
	1220ka	2071/05/24	2072/05/22	0.7612	3,785,148,462.09		3,785,148,462.09	28,812,550.09	0.00			0.00	3,785,148,462.09
	Sub-total				3,785,148,462.09	0.00	3,785,148,462.09	131,125,113.02	0.00	102,312,561.96	0.00	102,312,561.96	3,785,148,462.09
2	1169kha	2070/06/01	2071/05/31	2.703	5,449,000,000.00		5,449,000,000.00	147,286,470.00	0.00	147,286,470.00		147,286,470.00	5,449,000,000.00
	1221kha	2071/05/31	2072/05/29	0.7612	5,449,000,000.00		5,449,000,000.00	41,477,788.00	0.00			0.00	5,449,000,000.00
	Sub-total				5,449,000,000.00	0.00	5,449,000,000.00	188,764,258.00	0.00	147,286,470.00	0.00	147,286,470.00	5,449,000,000.00
	3	1193ka	2070/11/20	2071/11/19	2.703	2,224,057,338.61		2,224,057,338.61	60,116,269.86	0.00	60,116,269.86		60,116,269.86
1245ka		2071/11/19	2072/11/18	0.7612	2,224,057,338.61		2,224,057,338.61	16,929,524.46	0.00			0.00	2,224,057,338.61
Sub-total				2,224,057,338.61	0.00	2,224,057,338.61	77,045,794.32	0.00	60,116,269.86	0.00	60,116,269.86	2,224,057,338.61	
4		1201ka	2071/01/16	2072/01/15	2.703	2,552,994.60		2,552,994.60	69,007.44	0.00	69,007.44		69,007.44
	1253ka	2072/01/15	2073/01/14	0.7612	2,552,994.60		2,552,994.60	19,433.39	0.00			0.00	2,552,994.60
	Sub-total				2,552,994.60	0.00	2,552,994.60	88,440.84	0.00	69,007.44	0.00	69,007.44	2,552,994.60
	5	1174ka	2070/05/05	2071/07/04	2.703	8,835,795,124.95		8,835,795,124.95	238,831,542.23	0.00	238,831,542.23		238,831,542.23
1226ka		2071/07/04	2072/07/03	0.7612	8,835,795,124.95		8,835,795,124.95	67,258,072.49	0.00			0.00	8,835,795,124.95
Sub-total				8,835,795,124.95	0.00	8,835,795,124.95	306,089,614.72	0.00	238,831,542.23	0.00	238,831,542.23	8,835,795,124.95	
6		1175kha	2070/07/12	2071/07/11	2.703	1,172,378,590.00		1,172,378,590.00	31,689,393.29	0.00	31,689,393.29		31,689,393.29
	1227kha	2071/07/11	2072/07/10	0.7612	1,172,378,590.00		1,172,378,590.00	8,924,145.83	0.00			0.00	1,172,378,590.00
	Sub-total				1,172,378,590.00	0.00	1,172,378,590.00	40,613,539.11	0.00	31,689,393.29	0.00	31,689,393.29	1,172,378,590.00
	Total of Treasury Bills-364 days interest based					21,468,932,510.25	0.00	21,468,932,510.25	743,726,760.02	0.00	580,305,244.78	0.00	580,305,244.78

Government of Nepal
Ministry of Finance
Financial Comptroller General Office
Debt Management Section

Financial Statement of Domestic Borrowing (Loanwise)

Fiscal Year: 2071/72

Treasury Bills

S.N.	LoanCode	Date Of Issue	Date Of Payment	Interest Rate %	Opening loan balance	New loan issue in current Fiscal Year	Total Loan	Discount/ Interest	Adjustment	Payment during current fiscal year			Outstanding loan upto the end of current Fiscal Year
										Interest	Principal	Total	
7	Treasury Bills-364 days discount based												
	1169ka	2070/06/01	2071/05/31	0	875,000,000.00		875,000,000.00	7,350,705.00	0.00	7,350,705.00		7,350,705.00	875,000,000.00
	1221ka	2071/05/31	2072/05/29	0	875,000,000.00		875,000,000.00	4,999,185.00	0.00			0.00	875,000,000.00
	Sub-total				875,000,000.00	0.00	875,000,000.00	12,349,890.00	0.00	7,350,705.00	0.00	7,350,705.00	875,000,000.00
8	1170ka	2070/06/08	2071/06/07	0	1,185,000,000.00		1,185,000,000.00	9,167,190.00	0.00	9,167,190.00		9,167,190.00	1,185,000,000.00
	1222ka	2071/06/05	2072/06/05	0	1,185,000,000.00		1,185,000,000.00	0.00	0.00			0.00	1,185,000,000.00
	Sub-total				1,185,000,000.00	0.00	1,185,000,000.00	9,167,190.00	0.00	9,167,190.00	0.00	9,167,190.00	1,185,000,000.00
9	1171ka	2070/06/15	2071/06/14	0	400,000,000.00		400,000,000.00	2,684,560.00	0.00	2,684,560.00		2,684,560.00	400,000,000.00
	1223ka	2071/06/14	2072/06/12	0	400,000,000.00		400,000,000.00	5,944,160.00	0.00			0.00	400,000,000.00
	Sub-total				400,000,000.00	0.00	400,000,000.00	8,628,720.00	0.00	2,684,560.00	0.00	2,684,560.00	400,000,000.00
10	1175ka	2070/07/12	2071/07/11	0	1,000,000,000.00		1,000,000,000.00	5,517,190.00	0.00	5,517,190.00		5,517,190.00	1,000,000,000.00
	1227ka	2071/07/11	2072/07/10	0	1,000,000,000.00		1,000,000,000.00	9,514,310.00	0.00			0.00	1,000,000,000.00
	Sub-total				1,000,000,000.00	0.00	1,000,000,000.00	15,031,500.00	0.00	5,517,190.00	0.00	5,517,190.00	1,000,000,000.00
11	1176ka	2070/07/19	2071/07/18	0	500,000,000.00		500,000,000.00	2,485,450.00	0.00	2,485,450.00		2,485,450.00	500,000,000.00
	1228ka	2071/07/18	2072/07/17	0	500,000,000.00		500,000,000.00	4,266,780.00	0.00			0.00	500,000,000.00
	Sub-total				500,000,000.00	0.00	500,000,000.00	6,752,230.00	0.00	2,485,450.00	0.00	2,485,450.00	500,000,000.00
12	1177 ka	2070/07/26	2071/07/25	0	400,000,000.00		400,000,000.00	1,386,300.00	0.00	1,386,300.00		1,386,300.00	400,000,000.00
	1229ka	2071/07/25	2072/07/24	0	400,000,000.00		400,000,000.00	2,651,200.00	0.00			0.00	400,000,000.00
	Sub-total				400,000,000.00	0.00	400,000,000.00	4,037,500.00	0.00	1,386,300.00	0.00	1,386,300.00	400,000,000.00

Government of Nepal
Ministry of Finance
Financial Comptroller General Office
Debt Management Section

Financial Statement of Domestic Borrowing (Loanwise)

Fiscal Year: 2071/72

Treasury Bills

S.N.	LoanCode	Date Of Issue	Date Of Payment	Interest Rate %	Opening loan balance	New loan issue in current Fiscal Year	Total Loan	Discount/ Interest	Adjustment	Payment during current fiscal year			Outstanding loan upto the end of current Fiscal Year
										Interest	Principal	Total	
13	Treasury Bills-364 days discount based												
	1178ka	2070/08/04	2071/08/02	0	2,000,000,000.00		2,000,000,000.00	13,790,570.00	0.00	13,790,570.00		13,790,570.00	2,000,000,000.00
	1230ka	2071/08/02	2072/08/01	0	2,000,000,000.00		2,000,000,000.00	11,665,280.00	0.00			0.00	2,000,000,000.00
	Sub-total				2,000,000,000.00	0.00	2,000,000,000.00	25,455,850.00	0.00	13,790,570.00	0.00	13,790,570.00	2,000,000,000.00
14	1180ka	2070/08/18	2071/08/16	0	110,000,000.00		110,000,000.00	441,140.00	0.00	441,140.00		441,140.00	110,000,000.00
	1232ka	2071/08/16	2072/08/15	0	110,000,000.00		110,000,000.00	507,180.00	0.00			0.00	110,000,000.00
	Sub-total				110,000,000.00	0.00	110,000,000.00	948,320.00	0.00	441,140.00	0.00	441,140.00	110,000,000.00
15	1181ka	2070/08/25	2071/08/23	0	1,500,000,000.00		1,500,000,000.00	25,059,180.00	-12,529,590.00	12,529,590.00	1,487,470,410.00	1,500,000,000.00	0.00
	Sub-total				1,500,000,000.00	0.00	1,500,000,000.00	25,059,180.00	-12,529,590.00	12,529,590.00	1,487,470,410.00	1,500,000,000.00	0.00
16	1182ka	2070/09/02	2071/09/01	0	1,500,000,000.00		1,500,000,000.00	15,303,940.00	0.00	15,303,940.00		15,303,940.00	1,500,000,000.00
	1234ka	2071/09/01	2072/08/29	0	1,500,000,000.00		1,500,000,000.00	6,773,600.00	0.00			0.00	1,500,000,000.00
	Sub-total				1,500,000,000.00	0.00	1,500,000,000.00	22,077,540.00	0.00	15,303,940.00	0.00	15,303,940.00	1,500,000,000.00
17	1183ka	2070/09/09	2071/09/08	0	1,625,000,000.00		1,625,000,000.00	17,246,270.00	0.00	17,246,270.00		17,246,270.00	1,625,000,000.00
	1235ka	2071/09/08	2072/09/07	0	1,625,000,000.00		1,625,000,000.00	6,314,790.00	0.00			0.00	1,625,000,000.00
	Sub-total				1,625,000,000.00	0.00	1,625,000,000.00	23,561,060.00	0.00	17,246,270.00	0.00	17,246,270.00	1,625,000,000.00
18	1184ka	2070/09/16	2071/09/15	0	1,450,000,000.00		1,450,000,000.00	15,568,650.00	0.00	15,568,650.00		15,568,650.00	1,450,000,000.00
	1236ka	2071/09/16	2072/09/14	0	1,450,000,000.00		1,450,000,000.00	4,497,400.00	0.00			0.00	1,450,000,000.00
	Sub-total				1,450,000,000.00	0.00	1,450,000,000.00	20,066,050.00	0.00	15,568,650.00	0.00	15,568,650.00	1,450,000,000.00
19	1194ka	2070/11/27	2071/11/26	0	700,000,000.00		700,000,000.00	4,478,700.00	0.00	4,478,700.00		4,478,700.00	700,000,000.00
	1246ka	2071/11/26	2072/11/25	0	700,000,000.00		700,000,000.00	7,867,890.00	0.00			0.00	700,000,000.00
	Sub-total				700,000,000.00	0.00	700,000,000.00	12,346,590.00	0.00	4,478,700.00	0.00	4,478,700.00	700,000,000.00

Government of Nepal
Ministry of Finance
Financial Comptroller General Office
Debt Management Section

Financial Statement of Domestic Borrowing (Loanwise)

Fiscal Year: 2071/72

Treasury Bills

S.N.	LoanCode	Date Of Issue	Date Of Payment	Interest Rate %	Opening loan balance	New loan issue in current Fiscal Year	Total Loan	Discount/ Interest	Adjustment	Payment during current fiscal year			Outstanding loan upto the end of current Fiscal Year
										Interest	Principal	Total	
	Treasury Bills-364 days discount based												
20	1195ka	2070/12/04	2071/12/03	0	1,000,000,000.00		1,000,000,000.00	6,867,590.00	0.00	6,867,590.00		6,867,590.00	1,000,000,000.00
					Sub-total	0.00	1,000,000,000.00	6,867,590.00	0.00	6,867,590.00	0.00	6,867,590.00	1,000,000,000.00
21	1196ka	2070/12/11	2071/12/10	0	1,800,000,000.00		1,800,000,000.00	12,316,430.00	0.00	12,316,430.00		12,316,430.00	1,800,000,000.00
	1248ka	2071/12/10	2072/12/09	0	1,800,000,000.00		1,800,000,000.00	20,838,260.00	0.00			0.00	1,800,000,000.00
					Sub-total	0.00	1,800,000,000.00	33,154,690.00	0.00	12,316,430.00	0.00	12,316,430.00	1,800,000,000.00
22	1197ka	2070/12/18	2071/12/17	0	1,962,500,000.00		1,962,500,000.00	13,030,592.50	0.00	13,030,592.50		13,030,592.50	1,962,500,000.00
	1249ka	2071/12/17	2072/12/16	0	1,962,500,000.00		1,962,500,000.00	23,179,525.00	0.00			0.00	1,962,500,000.00
					Sub-total	0.00	1,962,500,000.00	36,210,117.50	0.00	13,030,592.50	0.00	13,030,592.50	1,962,500,000.00
23	1198ka	2070/12/25	2071/12/24	0	360,000,000.00		360,000,000.00	2,357,140.00	0.00	2,357,140.00		2,357,140.00	360,000,000.00
	1250ka	2071/12/24	2072/12/23	0	360,000,000.00		360,000,000.00	3,844,830.00	0.00			0.00	360,000,000.00
					Sub-total	0.00	360,000,000.00	6,201,970.00	0.00	2,357,140.00	0.00	2,357,140.00	360,000,000.00
24	1203ka	2071/01/30	2072/01/29	0	1,290,000,000.00		1,290,000,000.00	8,257,979.99	0.00	8,257,979.99		8,257,979.99	1,290,000,000.00
	1255ka	2072/01/29	2073/01/28	0	1,290,000,000.00		1,290,000,000.00	12,552,530.00	0.00			0.00	1,290,000,000.00
					Sub-total	0.00	1,290,000,000.00	20,810,509.99	0.00	8,257,979.99	0.00	8,257,979.99	1,290,000,000.00
25	1208ka	2071/03/03	2072/03/01	0	3,300,000,000.00		3,300,000,000.00	23,945,139.99	0.00	23,945,139.99		23,945,139.99	3,300,000,000.00
					Sub-total	0.00	3,300,000,000.00	23,945,139.99	0.00	23,945,139.99	0.00	23,945,139.99	3,300,000,000.00
26	1209ka	2071/03/10	2072/03/08	0	3,736,700,000.00		3,736,700,000.00	28,494,894.40	0.00	28,494,894.40		28,494,894.40	3,736,700,000.00
					Sub-total	0.00	3,736,700,000.00	28,494,894.40	0.00	28,494,894.40	0.00	28,494,894.40	3,736,700,000.00
27	1210ka	2071/03/17	2072/03/15	0	12,917,600,000.00		12,917,600,000.00	100,427,870.30	0.00	100,427,870.30		100,427,870.30	12,917,600,000.00
					Sub-total	0.00	12,917,600,000.00	100,427,870.30	0.00	100,427,870.30	0.00	100,427,870.30	12,917,600,000.00

Government of Nepal
Ministry of Finance
Financial Comptroller General Office
Debt Management Section

Financial Statement of Domestic Borrowing (Loanwise)

Fiscal Year: 2071/72

Treasury Bills

S.N.	LoanCode	Date Of Issue	Date Of Payment	Interest Rate %	Opening loan balance	New loan issue in current Fiscal Year	Total Loan	Discount/ Interest	Adjustment	Payment during current fiscal year			Outstanding loan upto the end of current Fiscal Year
										Interest	Principal	Total	
28	Treasury Bills-364 days discount based												
	1185ka	2070/09/23	2071/09/22	0	1,000,000,000.00		1,000,000,000.00	10,394,830.00	0.00	10,394,830.00		10,394,830.00	1,000,000,000.00
	1237ka	2071/09/22	2072/09/21	0	1,000,000,000.00		1,000,000,000.00	2,894,070.00	0.00			0.00	1,000,000,000.00
	Sub-total				1,000,000,000.00	0.00	1,000,000,000.00	13,288,900.00	0.00	10,394,830.00	0.00	10,394,830.00	1,000,000,000.00
29	1211ka	2071/03/24	2072/03/22	0	4,000,000,000.00		4,000,000,000.00	18,307,600.00	0.00	18,307,600.00		18,307,600.00	4,000,000,000.00
	Sub-total				4,000,000,000.00	0.00	4,000,000,000.00	18,307,600.00	0.00	18,307,600.00	0.00	18,307,600.00	4,000,000,000.00
30	1167ka	2070/05/18	2071/05/17	0	1,000,000,000.00		1,000,000,000.00	9,918,640.00	0.00	9,918,640.00		9,918,640.00	1,000,000,000.00
	1219ka	2071/05/18	2072/05/15	0	1,000,000,000.00		1,000,000,000.00	5,060,220.00	0.00			0.00	1,000,000,000.00
	Sub-total				1,000,000,000.00	0.00	1,000,000,000.00	14,978,860.00	0.00	9,918,640.00	0.00	9,918,640.00	1,000,000,000.00
31	1191ka	2070/11/06	2071/11/05	0	1,000,000,000.00		1,000,000,000.00	9,572,000.00	0.00	9,572,000.00		9,572,000.00	1,000,000,000.00
	1243ka	2071/11/06	2072/11/04	0	1,000,000,000.00		1,000,000,000.00	15,148,165.00	0.00			0.00	1,000,000,000.00
	Sub-total				1,000,000,000.00	0.00	1,000,000,000.00	24,720,165.00	0.00	9,572,000.00	0.00	9,572,000.00	1,000,000,000.00
Total of Treasury Bills-364 days discount based					46,611,800,000.00	0.00	46,611,800,000.00	512,889,927.18	-12,529,590.00	351,840,962.18	1,487,470,410.00	1,839,311,372.18	45,111,800,000.00
Total of 364 days treasury bills					68,080,732,510.25	0.00	68,080,732,510.25	1,256,616,687.20	-12,529,590.00	932,146,206.96	1,487,470,410.00	2,419,616,616.96	66,580,732,510.25
32	Treasury Bills-182 days discount based												
	176ka	2070/11/27	2071/05/24	0	525,000,000.00		525,000,000.00	816,350.00	0.00	816,350.00		816,350.00	525,000,000.00
	187ka	2071/05/24	2071/11/26	0	525,000,000.00		525,000,000.00	610,960.00	0.00	610,960.00		610,960.00	525,000,000.00
	197ka	2071/11/26	2072/05/22	0	525,000,000.00		525,000,000.00	2,453,535.00	0.00			0.00	525,000,000.00
	Sub-total				525,000,000.00	0.00	525,000,000.00	3,880,845.00	0.00	1,427,310.00	0.00	1,427,310.00	525,000,000.00

Government of Nepal
Ministry of Finance
Financial Comptroller General Office
Debt Management Section

Financial Statement of Domestic Borrowing (Loanwise)

Fiscal Year: 2071/72

Treasury Bills

S.N.	LoanCode	Date Of Issue	Date Of Payment	Interest Rate %	Opening loan balance	New loan issue in current Fiscal Year	Total Loan	Discount/ Interest	Adjustment	Payment during current fiscal year			Outstanding loan upto the end of current Fiscal Year
										Interest	Principal	Total	
33	Treasury Bills-182 days discount based												
	177ka	2070/12/04	2071/05/31	0	500,000,000.00		500,000,000.00	929,760.00	0.00	929,760.00		929,760.00	500,000,000.00
	188ka	2071/05/31	2071/12/03	0	500,000,000.00		500,000,000.00	818,750.00	0.00	818,750.00		818,750.00	500,000,000.00
	198ka	2071/12/03	2072/05/29	0	500,000,000.00		500,000,000.00	2,147,620.00	0.00			0.00	500,000,000.00
	Sub-total				500,000,000.00	0.00	500,000,000.00	3,896,130.00	0.00	1,748,510.00	0.00	1,748,510.00	500,000,000.00
34	178ka	2070/12/11	2071/06/07	0	500,000,000.00		500,000,000.00	476,600.00	0.00	476,600.00		476,600.00	500,000,000.00
	189ka	2071/06/07	2071/12/10	0	500,000,000.00		500,000,000.00	1,677,165.00	0.00	1,677,165.00		1,677,165.00	500,000,000.00
	199ka	2071/12/10	2072/06/05	0	500,000,000.00		500,000,000.00	2,147,850.00	0.00			0.00	500,000,000.00
	Sub-total				500,000,000.00	0.00	500,000,000.00	4,301,615.00	0.00	2,153,765.00	0.00	2,153,765.00	500,000,000.00
35	179ka	2070/12/18	2071/06/14	0	300,000,000.00		300,000,000.00	299,199.99	0.00	299,199.99		299,199.99	300,000,000.00
	190ka	2071/06/14	2071/12/17	0	300,000,000.00		300,000,000.00	1,904,260.00	0.00	1,904,260.00		1,904,260.00	300,000,000.00
	200ka	2071/12/17	2072/06/12	0	300,000,000.00		300,000,000.00	1,334,940.00	0.00			0.00	300,000,000.00
	Sub-total				300,000,000.00	0.00	300,000,000.00	3,538,399.99	0.00	2,203,459.99	0.00	2,203,459.99	300,000,000.00
36	182ka	2071/02/20	2071/08/16	0	4,500,000,000.00		4,500,000,000.00	18,320,540.00	-9,160,270.00	9,160,270.00	4,490,839,730.00	4,500,000,000.00	0.00
	Sub-total				4,500,000,000.00	0.00	4,500,000,000.00	18,320,540.00	-9,160,270.00	9,160,270.00	4,490,839,730.00	4,500,000,000.00	0.00
37	183ka	2071/02/27	2071/08/23	0	2,500,000,000.00		2,500,000,000.00	5,033,770.00	0.00	5,033,770.00		5,033,770.00	2,500,000,000.00
	193ka	2071/08/23	2072/02/26	0	2,500,000,000.00		2,500,000,000.00	6,176,520.00	-3,088,260.00	3,088,260.00	2,496,911,740.00	2,500,000,000.00	0.00
	Sub-total				2,500,000,000.00	0.00	2,500,000,000.00	11,210,290.00	-3,088,260.00	8,122,030.00	2,496,911,740.00	2,505,033,770.00	0.00
38	184ka	2071/03/03	2071/09/01	0	3,150,000,000.00		3,150,000,000.00	6,500,500.00	0.00	6,500,500.00		6,500,500.00	3,150,000,000.00
	194ka	2071/09/01	2072/03/01	0	3,150,000,000.00		3,150,000,000.00	3,722,865.00	0.00	3,722,865.00		3,722,865.00	3,150,000,000.00
	Sub-total				3,150,000,000.00	0.00	3,150,000,000.00	10,223,365.00	0.00	10,223,365.00	0.00	10,223,365.00	3,150,000,000.00

Government of Nepal
Ministry of Finance
Financial Comptroller General Office
Debt Management Section

Financial Statement of Domestic Borrowing (Loanwise)

Fiscal Year: 2071/72

Treasury Bills

S.N.	LoanCode	Date Of Issue	Date Of Payment	Interest Rate %	Opening loan balance	New loan issue in current Fiscal Year	Total Loan	Discount/ Interest	Adjustment	Payment during current fiscal year			Outstanding loan upto the end of current Fiscal Year
										Interest	Principal	Total	
39	Treasury Bills-182 days discount based												
	185ka	2071/03/10	2071/09/08	0	2,650,750,000.00		2,650,750,000.00	5,611,853.75	0.00	5,611,853.75		5,611,853.75	2,650,750,000.00
	195ka	2071/09/08	2072/03/08	0	2,650,750,000.00		2,650,750,000.00	2,903,948.50	0.00	2,903,948.50		2,903,948.50	2,650,750,000.00
	Sub-total				2,650,750,000.00	0.00	2,650,750,000.00	8,515,802.25	0.00	8,515,802.25	0.00	8,515,802.25	2,650,750,000.00
40	175ka	2070/11/06	2071/05/03	0	1,500,000,000.00		1,500,000,000.00	4,495,710.00	0.00	4,495,710.00		4,495,710.00	1,500,000,000.00
	186ka	2071/05/03	2071/11/05	0	1,500,000,000.00		1,500,000,000.00	548,660.00	0.00	548,660.00		548,660.00	1,500,000,000.00
	196ka	2071/11/06	2072/05/01	0	1,500,000,000.00		1,500,000,000.00	10,091,680.00	0.00			0.00	1,500,000,000.00
	Sub-total				1,500,000,000.00	0.00	1,500,000,000.00	15,136,050.00	0.00	5,044,370.00	0.00	5,044,370.00	1,500,000,000.00
41	180ka	2071/01/09	2071/07/04	0	2,250,000,000.00		2,250,000,000.00	1,415,690.00	0.00	1,415,690.00		1,415,690.00	2,250,000,000.00
	191ka	2071/07/04	2072/01/08	0	2,250,000,000.00		2,250,000,000.00	13,499,270.00	0.00	13,499,270.00		13,499,270.00	2,250,000,000.00
	201ka	2072/01/08	2072/07/03	0	2,250,000,000.00		2,250,000,000.00	10,129,744.00	0.00			0.00	2,250,000,000.00
	Sub-total				2,250,000,000.00	0.00	2,250,000,000.00	25,044,704.00	0.00	14,914,960.00	0.00	14,914,960.00	2,250,000,000.00
42	181ka	2071/02/06	2071/08/02	0	1,283,425,000.00		1,283,425,000.00	1,699,751.95	0.00	1,699,751.95		1,699,751.95	1,283,425,000.00
	192ka	2071/08/02	2072/02/05	0	1,283,425,000.00		1,283,425,000.00	2,631,359.12	0.00	2,631,359.12		2,631,359.12	1,283,425,000.00
	202ka	2072/02/05	2072/08/01	0	1,283,425,000.00		1,283,425,000.00	4,365,589.17	0.00			0.00	1,283,425,000.00
	Sub-total				1,283,425,000.00	0.00	1,283,425,000.00	8,696,700.24	0.00	4,331,111.07	0.00	4,331,111.07	1,283,425,000.00
Total of Treasury Bills-182 days discount based					19,659,175,000.00	0.00	19,659,175,000.00	112,764,441.48	-12,248,530.00	67,844,953.31	6,987,751,470.00	7,055,596,423.31	12,659,175,000.00
Total of 182 days treasury bills					19,659,175,000.00	0.00	19,659,175,000.00	112,764,441.48	-12,248,530.00	67,844,953.31	6,987,751,470.00	7,055,596,423.31	12,659,175,000.00

Government of Nepal
Ministry of Finance
Financial Comptroller General Office
Debt Management Section

Financial Statement of Domestic Borrowing (Loanwise)

Fiscal Year: 2071/72

Treasury Bills

S.N.	LoanCode	Date Of Issue	Date Of Payment	Interest Rate %	Opening loan balance	New loan issue in current Fiscal Year	Total Loan	Discount/ Interest	Adjustment	Payment during current fiscal year			Outstanding loan upto the end of current Fiscal Year
										Interest	Principal	Total	
43	Treasury Bills-91 days discount based												
	1212	2071/03/31	2071/06/28	0	10,500,000,000.00		10,500,000,000.00	10,499.99	0.00	10,499.99		10,499.99	10,500,000,000.00
	1225	2071/06/28	2071/09/29	0	10,500,000,000.00		10,500,000,000.00	21,952,542.50	0.00	21,952,542.50		21,952,542.50	10,500,000,000.00
	1238	2071/09/29	2072/01/01	0	10,500,000,000.00		10,500,000,000.00	15,657,470.00	0.00	7,828,735.00	5,500,000,000.00	5,507,828,735.00	5,000,000,000.00
	1251	2072/01/01	2072/03/29	0	5,000,000,000.00		5,000,000,000.00	14,978,399.96	0.00	7,489,199.98	4,900,000,000.00	4,907,489,199.98	100,000,000.00
	Sub-total				10,500,000,000.00	0.00	10,500,000,000.00	52,598,912.45	0.00	37,280,977.47	10,400,000,000.00	10,437,280,977.47	100,000,000.00
44	1200	2071/01/09	2071/04/06	0	3,000,000,000.00		3,000,000,000.00	335,020.00	0.00	335,020.00		335,020.00	3,000,000,000.00
	1213	2071/04/06	2071/07/04	0	3,000,000,000.00		3,000,000,000.00	41,680.00	0.00	41,680.00		41,680.00	3,000,000,000.00
	1226	2071/07/04	2071/10/06	0	3,000,000,000.00		3,000,000,000.00	4,802,274.00	0.00	4,802,274.00		4,802,274.00	3,000,000,000.00
	1239	2071/10/06	2072/01/08	0	3,000,000,000.00		3,000,000,000.00	5,808,550.00	0.00	5,808,550.00		5,808,550.00	3,000,000,000.00
	1252	2072/01/08	2072/04/05	0	3,000,000,000.00		3,000,000,000.00	4,462,726.00	0.00			0.00	3,000,000,000.00
	Sub-total				3,000,000,000.00	0.00	3,000,000,000.00	15,450,250.00	0.00	10,987,524.00	0.00	10,987,524.00	3,000,000,000.00
45	1201	2071/01/16	2071/04/13	0	500,000,000.00		500,000,000.00	46,902.50	0.00	46,902.50		46,902.50	500,000,000.00
	1214	2071/04/13	2071/07/11	0	500,000,000.00		500,000,000.00	6,540.00	0.00	6,540.00		6,540.00	500,000,000.00
	1227	2071/07/11	2071/10/13	0	500,000,000.00		500,000,000.00	644,779.50	0.00	644,779.50		644,779.50	500,000,000.00
	1240	2071/10/13	2072/01/15	0	500,000,000.00		500,000,000.00	500.00	0.00	500.00		500.00	500,000,000.00
	1253	2072/01/15	2072/04/12	0	500,000,000.00		500,000,000.00	743,787.67	0.00			0.00	500,000,000.00
	Sub-total				500,000,000.00	0.00	500,000,000.00	1,442,509.67	0.00	698,722.00	0.00	698,722.00	500,000,000.00

Government of Nepal
Ministry of Finance
Financial Comptroller General Office
Debt Management Section

Financial Statement of Domestic Borrowing (Loanwise)

Fiscal Year: 2071/72

Treasury Bills

S.N.	LoanCode	Date Of Issue	Date Of Payment	Interest Rate %	Opening loan balance	New loan issue in current Fiscal Year	Total Loan	Discount/ Interest	Adjustment	Payment during current fiscal year			Outstanding loan upto the end of current Fiscal Year
										Interest	Principal	Total	
46	Treasury Bills-91 days discount based												
	1202	2071/01/23	2071/04/20	0	2,000,000,000.00		2,000,000,000.00	197,190.00	0.00	197,190.00		197,190.00	2,000,000,000.00
	1215	2071/04/20	2071/07/18	0	2,000,000,000.00		2,000,000,000.00	20,950.00	0.00	20,950.00		20,950.00	2,000,000,000.00
	1228	2071/07/18	2071/10/20	0	2,000,000,000.00		2,000,000,000.00	2,319,918.00	0.00	2,319,918.00		2,319,918.00	2,000,000,000.00
	1241	2071/10/20	2072/01/22	0	2,000,000,000.00		2,000,000,000.00	4,156,960.00	0.00	4,156,960.00		4,156,960.00	2,000,000,000.00
	1254	2072/01/22	2072/04/19	0	2,000,000,000.00		2,000,000,000.00	2,975,150.67	0.00			0.00	2,000,000,000.00
	Sub-total				2,000,000,000.00	0.00	2,000,000,000.00	9,670,168.67	0.00	6,695,018.00	0.00	6,695,018.00	2,000,000,000.00
47	1203	2071/01/30	2071/04/27	0	850,000,000.00		850,000,000.00	73,432.49	0.00	73,432.49		73,432.49	850,000,000.00
	1216	2071/04/27	2071/07/25	0	850,000,000.00		850,000,000.00	850.00	0.00	850.00		850.00	850,000,000.00
	1229	2071/07/25	2071/10/27	0	850,000,000.00		850,000,000.00	531,050.00	0.00	531,050.00		531,050.00	850,000,000.00
	1242	2071/10/27	2072/01/29	0	850,000,000.00		850,000,000.00	1,771,460.00	0.00	1,771,460.00		1,771,460.00	850,000,000.00
	1255	2072/01/29	2072/04/26	0	850,000,000.00		850,000,000.00	975,000.00	0.00			0.00	850,000,000.00
		Sub-total				850,000,000.00	0.00	850,000,000.00	3,351,792.49	0.00	2,376,792.49	0.00	2,376,792.49
48	1204	2071/02/06	2071/05/03	0	4,980,000,000.00		4,980,000,000.00	3,071,802.65	0.00	3,071,802.65		3,071,802.65	4,980,000,000.00
	1217	2071/05/03	2071/08/02	0	4,980,000,000.00		4,980,000,000.00	156,555.00	0.00	156,555.00		156,555.00	4,980,000,000.00
	1230	2071/08/02	2071/11/05	0	4,980,000,000.00		4,980,000,000.00	2,889,855.00	0.00	2,889,855.00		2,889,855.00	4,980,000,000.00
	1243	2071/11/05	2071/02/05	0	4,980,000,000.00		4,980,000,000.00	38,468,879.98	0.00	19,234,439.99	2,210,000,000.00	2,229,234,439.99	2,770,000,000.00
	1256	2071/02/05	2072/05/01	0	2,770,000,000.00		2,770,000,000.00	0.00	0.00			0.00	2,770,000,000.00
		Sub-total				4,980,000,000.00	0.00	4,980,000,000.00	44,587,092.63	0.00	25,352,652.64	2,210,000,000.00	2,235,352,652.64

Government of Nepal
Ministry of Finance
Financial Comptroller General Office
Debt Management Section
Financial Statement of Domestic Borrowing (Loanwise)

Fiscal Year: 2071/72

Treasury Bills

S.N.	LoanCode	Date Of Issue	Date Of Payment	Interest Rate %	Opening loan balance	New loan issue in current Fiscal Year	Total Loan	Discount/ Interest	Adjustment	Payment during current fiscal year			Outstanding loan upto the end of current Fiscal Year
										Interest	Principal	Total	
49	Treasury Bills-91 days discount based												
	1205	2071/02/13	2071/05/10	0	2,250,000,000.00		2,250,000,000.00	243,460.00	0.00	243,460.00		243,460.00	2,250,000,000.00
	1218	2071/05/10	2071/08/09	0	2,250,000,000.00		2,250,000,000.00	239,640.00	0.00	239,640.00		239,640.00	2,250,000,000.00
	1231	2071/08/09	2071/11/12	0	2,250,000,000.00		2,250,000,000.00	4,500.00	0.00	2,250.00	2,000,000,000.00	2,000,002,250.00	250,000,000.00
	1244	2071/11/12	2072/02/12	0	250,000,000.00		250,000,000.00	250.00	0.00	250.00		250.00	250,000,000.00
	1257	2072/02/12	2072/05/08	0	250,000,000.00		250,000,000.00	246,220.00	0.00			0.00	250,000,000.00
	Sub-total				2,250,000,000.00	0.00	2,250,000,000.00	734,070.00	0.00	485,600.00	2,000,000,000.00	2,000,485,600.00	250,000,000.00
50	1207	2071/02/27	2071/05/24	0	4,130,000,000.00		4,130,000,000.00	492,841.00	0.00	492,841.00		492,841.00	4,130,000,000.00
	1220	2071/05/24	2071/08/23	0	4,130,000,000.00		4,130,000,000.00	167,990.00	0.00	167,990.00		167,990.00	4,130,000,000.00
	1233	2071/08/23	2071/11/26	0	4,130,000,000.00		4,130,000,000.00	814,150.00	0.00	814,150.00		814,150.00	4,130,000,000.00
	1246	2071/11/26	2072/02/26	0	4,130,000,000.00		4,130,000,000.00	7,506,690.00	0.00	7,506,690.00		7,506,690.00	4,130,000,000.00
	1259	2072/02/26	2072/05/22	0	4,130,000,000.00		4,130,000,000.00	3,554,880.00	0.00			0.00	4,130,000,000.00
		Sub-total				4,130,000,000.00	0.00	4,130,000,000.00	12,536,551.00	0.00	8,981,671.00	0.00	8,981,671.00
51	1208	2071/03/03	2071/05/31	0	4,500,000,000.00		4,500,000,000.00	541,440.00	0.00	541,440.00		541,440.00	4,500,000,000.00
	1221	2071/05/31	2071/09/01	0	4,500,000,000.00		4,500,000,000.00	2,060,420.00	0.00	2,060,420.00		2,060,420.00	4,500,000,000.00
	1234	2071/09/01	2071/12/03	0	4,500,000,000.00		4,500,000,000.00	1,280,990.00	0.00	1,280,990.00		1,280,990.00	4,500,000,000.00
	1247	2071/12/03	2072/03/01	0	4,500,000,000.00		4,500,000,000.00	9,124,165.00	0.00	9,124,165.00		9,124,165.00	4,500,000,000.00
		Sub-total				4,500,000,000.00	0.00	4,500,000,000.00	13,007,015.00	0.00	13,007,015.00	0.00	13,007,015.00

Government of Nepal
Ministry of Finance
Financial Comptroller General Office
Debt Management Section

Financial Statement of Domestic Borrowing (Loanwise)

Fiscal Year: 2071/72

Treasury Bills

S.N.	LoanCode	Date Of Issue	Date Of Payment	Interest Rate %	Opening loan balance	New loan issue in current Fiscal Year	Total Loan	Discount/ Interest	Adjustment	Payment during current fiscal year			Outstanding loan upto the end of current Fiscal Year
										Interest	Principal	Total	
52	Treasury Bills-91 days discount based												
	1209	2071/03/10	2071/06/07	0	3,230,000,000.00		3,230,000,000.00	374,293.00	0.00	374,293.00		374,293.00	3,230,000,000.00
	1222	2071/06/07	2071/09/08	0	3,230,000,000.00		3,230,000,000.00	2,267,470.00	0.00	2,267,470.00		2,267,470.00	3,230,000,000.00
	1235	2071/09/08	2071/12/10	0	3,230,000,000.00		3,230,000,000.00	620,250.00	0.00	620,250.00		620,250.00	3,230,000,000.00
	1248	2071/12/10	2072/03/08	0	3,230,000,000.00		3,230,000,000.00	5,030,099.99	0.00	5,030,099.99		5,030,099.99	3,230,000,000.00
	1261	2072/03/08	2072/06/05	0	3,230,000,000.00	5,000,000,000.00	8,230,000,000.00	4,907,419.99	0.00			0.00	8,230,000,000.00
	Sub-total				3,230,000,000.00	5,000,000,000.00	8,230,000,000.00	13,199,532.98	0.00	8,292,112.99	0.00	8,292,112.99	8,230,000,000.00
53	1211	2071/03/24	2071/06/21	0	3,060,000,000.00		3,060,000,000.00	70,170.00	0.00	70,170.00		70,170.00	3,060,000,000.00
	1224	2071/06/21	2071/09/22	0	3,060,000,000.00		3,060,000,000.00	9,785,050.00	0.00	9,785,050.00		9,785,050.00	3,060,000,000.00
	1237	2071/09/22	2071/12/24	0	3,060,000,000.00		3,060,000,000.00	316,399.98	0.00	316,399.98		316,399.98	3,060,000,000.00
	1250	2071/12/24	2072/03/22	0	3,060,000,000.00		3,060,000,000.00	3,606,720.00	0.00	3,606,720.00		3,606,720.00	3,060,000,000.00
		Sub-total				3,060,000,000.00	0.00	3,060,000,000.00	13,778,339.98	0.00	13,778,339.98	0.00	13,778,339.98
54	1206	2071/02/20	2071/05/17	0	228,200,000.00		228,200,000.00	26,654.99	0.00	26,654.99		26,654.99	228,200,000.00
	1219	2071/05/17	2071/08/16	0	228,200,000.00		228,200,000.00	9,836.80	0.00	9,836.80		9,836.80	228,200,000.00
	1232	2071/08/16	2071/11/19	0	228,200,000.00		228,200,000.00	228.19	0.00	228.19		228.19	228,200,000.00
	1245	2071/11/19	2072/02/19	0	228,200,000.00		228,200,000.00	228.20	0.00	228.20		228.20	228,200,000.00
	1258	2072/02/19	2072/05/15	0	228,200,000.00		228,200,000.00	223,471.80	0.00			0.00	228,200,000.00
	Sub-total				228,200,000.00	0.00	228,200,000.00	260,419.98	0.00	36,948.18	0.00	36,948.18	228,200,000.00

Government of Nepal
Ministry of Finance
Financial Comptroller General Office
Debt Management Section

Financial Statement of Domestic Borrowing (Loanwise)

Fiscal Year: 2071/72

Treasury Bills

S.N.	LoanCode	Date Of Issue	Date Of Payment	Interest Rate %	Opening loan balance	New loan issue in current Fiscal Year	Total Loan	Discount/ Interest	Adjustment	Payment during current fiscal year			Outstanding loan upto the end of current Fiscal Year
										Interest	Principal	Total	
55	Treasury Bills-91 days discount based												
	1210	2071/03/17	2071/06/14	0	6,000,000,000.00		6,000,000,000.00	684,772.00	0.00	684,772.00		684,772.00	6,000,000,000.00
	1223	2071/06/14	2071/09/08	0	6,000,000,000.00		6,000,000,000.00	2,267,470.00	0.00	18,538,580.00		18,538,580.00	6,000,000,000.00
	1236	2071/09/16	2071/12/17	0	6,000,000,000.00		6,000,000,000.00	517,410.00	0.00	517,410.00		517,410.00	6,000,000,000.00
	1249	2071/12/17	2072/03/15	0	6,000,000,000.00		6,000,000,000.00	11,015,600.00	0.00	11,015,600.00		11,015,600.00	6,000,000,000.00
	1262	2072/03/15	2072/06/12	0	6,000,000,000.00	5,000,000,000.00	11,000,000,000.00	4,613,300.00	0.00			0.00	11,000,000,000.00
	Sub-total				6,000,000,000.00	5,000,000,000.00	11,000,000,000.00	19,098,552.00	0.00	30,756,362.00	0.00	30,756,362.00	11,000,000,000.00
Total of Treasury Bills-91 days discount based					45,228,200,000.00	10,000,000,000.00	55,228,200,000.00	199,715,206.85	0.00	158,729,735.75	14,610,000,000.00	14,768,729,735.75	40,618,200,000.00
Total of 91 days treasury bills					45,228,200,000.00	10,000,000,000.00	55,228,200,000.00	199,715,206.85	0.00	158,729,735.75	14,610,000,000.00	14,768,729,735.75	40,618,200,000.00
56	Treasury Bills-28 days discount based												
	227	2071/03/10	2071/04/06	0	500,000,000.00		500,000,000.00	4,000.00	0.00	4,000.00		4,000.00	500,000,000.00
	229	2071/04/06	2071/05/03	0	500,000,000.00		500,000,000.00	500.00	0.00	500.00		500.00	500,000,000.00
	231	2071/05/03	2071/05/31	0	500,000,000.00		500,000,000.00	499.99	0.00	499.99		499.99	500,000,000.00
	233	2071/05/31	2071/06/28	0	500,000,000.00		500,000,000.00	3,100.00	0.00	3,100.00		3,100.00	500,000,000.00
	235	2071/06/28	2071/07/25	0	500,000,000.00		500,000,000.00	194,900.00	0.00	194,900.00		194,900.00	500,000,000.00
	237	2071/07/25	2071/08/23	0	500,000,000.00		500,000,000.00	1,000.00	-500.00	500.00	499,999,500.00	500,000,000.00	0.00
	Sub-total				500,000,000.00	0.00	500,000,000.00	203,999.99	-500.00	203,499.99	499,999,500.00	500,202,999.99	0.00

Government of Nepal
Ministry of Finance
Financial Comptroller General Office
Debt Management Section
Financial Statement of Domestic Borrowing (Loanwise)

Fiscal Year: 2071/72

Treasury Bills

S.N.	LoanCode	Date Of Issue	Date Of Payment	Interest Rate %	Opening loan balance	New loan issue in current Fiscal Year	Total Loan	Discount/ Interest	Adjustment	Payment during current fiscal year			Outstanding loan upto the end of current Fiscal Year	
										Interest	Principal	Total		
57	Treasury Bills-28 days discount based													
	228	2071/03/17	2071/04/13	0	3,000,000,000.00		3,000,000,000.00	20,250.00	0.00	20,250.00		20,250.00	3,000,000,000.00	
	230	2071/04/13	2071/05/10	0	3,000,000,000.00		3,000,000,000.00	3,700.00	0.00	3,700.00		3,700.00	3,000,000,000.00	
	232	2071/05/10	2071/06/07	0	3,000,000,000.00		3,000,000,000.00	6,250.00	0.00	6,250.00		6,250.00	3,000,000,000.00	
	234	2071/06/07	2071/07/04	0	3,000,000,000.00		3,000,000,000.00	681,193.22	0.00	681,193.22		681,193.22	3,000,000,000.00	
	236	2071/07/04	2071/08/02	0	3,000,000,000.00		3,000,000,000.00	1,053,530.00	0.00	1,053,530.00		1,053,530.00	3,000,000,000.00	
	238	2071/08/02	2071/09/01	0	3,000,000,000.00		3,000,000,000.00	272,319.98	-136,159.99	136,159.99	2,999,863,840.01	3,000,000,000.00	0.00	
				Sub-total		3,000,000,000.00	0.00	3,000,000,000.00	2,037,243.20	-136,159.99	1,901,083.21	2,999,863,840.01	3,001,764,923.22	0.00
Total of Treasury Bills-28 days discount based						3,500,000,000.00	0.00	3,500,000,000.00	2,241,243.19	-136,659.99	2,104,583.20	3,499,863,340.01	3,501,967,923.21	0.00
Total of 28 days treasury bills						3,500,000,000.00	0.00	3,500,000,000.00	2,241,243.19	-136,659.99	2,104,583.20	3,499,863,340.01	3,501,967,923.21	0.00
Grand Total						136,468,107,510.25	10,000,000,000.00	146,468,107,510.25	1,571,337,578.72	-24,914,779.99	1,160,825,479.22	26,585,085,220.01	27,745,910,699.23	119,858,107,510.25

Government of Nepal
Ministry of Finance
Financial Comptroller General Office
Debt Management Section
Financial Statement of Domestic Borrowing (Loanwise)

Fiscal Year: 2071/72

Rastriya Bachat Patra

S.N.	Loan Code	Date Of Issue	Date Of Payment	Interest Rate %	Opening loan balance	New loan issue in current Fiscal Year	Total Loan	Payment during current fiscal year			Adjustment	Outstanding loan upto the end of current Fiscal Year
								Interest	Principal	Total		
1	2072	2067/10/06	2072/10/06	9.75	4,000,000,000.00		4,000,000,000.00	390,000,000.00		390,000,000.00	0	4,000,000,000.00
2	2073	2068/03/26	2073/03/26	10	6,680,000,000.00		6,680,000,000.00	668,000,000.00		668,000,000.00	0	6,680,000,000.00
3	2072ka	2068/12/29	2072/12/29	9	1,500,000,000.00		1,500,000,000.00	135,000,000.00		135,000,000.00	0	1,500,000,000.00
4	2073ka	2069/03/20	2073/03/20	9	3,500,000,000.00		3,500,000,000.00	315,000,000.00		315,000,000.00	0	3,500,000,000.00
5	2075	2070/09/18	2075/09/18	8	906,480,000.00		906,480,000.00	72,518,400.00		72,518,400.00	0	906,480,000.00
Total					16,586,480,000.00		16,586,480,000.00	1,580,518,400.00		1,580,518,400.00	0	16,586,480,000.00

Government of Nepal
Ministry of Finance
Financial Comptroller General Office
Debt Management Section
Financial Statement of Domestic Borrowing (Loanwise)

Fiscal Year: 2071/72

Nagarik Bachat Patra

S.N.	Loan Code	Date Of Issue	Date Of Payment	Interest Rate %	Opening loan balance	New loan issue in current Fiscal Year	Total Loan	Payment during current fiscal year			Adjustment	Outstanding loan upto the end of current Fiscal Year
								Interest	Principal	Total		
1	2072	2062/11/23	2072/11/23	6	250,000,000.00		250,000,000.00	15,000,000.00		15,000,000.00	0	250,000,000.00
2	2075	2063/10/03	2075/10/03	6	340,180,000.00		340,180,000.00	20,410,800.00		20,410,800.00	0	340,180,000.00
3	2071	2064/07/21	2071/07/21	6.5	300,000,000.00		300,000,000.00	9,750,000.00	300,000,000.00	309,750,000.00	0	0.00
4	2071ka	2064/09/09	2071/09/09	6.5	500,000,000.00		500,000,000.00	16,250,000.00	500,000,000.00	516,250,000.00	0	0.00
5	2069	2065/03/15	2069/03/15	7.75	0.00		0.00			0.00	0	0.00
6	2070	2065/09/28	2070/09/28	8	0.00		0.00			0.00	0	0.00
7	2071Kha	2066/03/24	2071/03/24	9	0.00		0.00			0.00	0	0.00
8	2069ka	2066/11/20	2069/11/20	9.5	0.00		0.00			0.00	0	0.00
9	2070 ka	2067/02/20	2070/02/20	9.5	0.00		0.00			0.00	0	0.00
10	2074	2069/01/28	2074/01/28	9.5	126,566,000.00		126,566,000.00	12,023,770.00		12,023,770.00	0	126,566,000.00
11	2077	2072/03/01	2077/03/01	8		2,339,430,000.00	2,339,430,000.00	7,415,086.67		7,415,086.67	0	2,339,430,000.00
Total					1,516,746,000.00	2,339,430,000.00	3,856,176,000.00	80,849,656.67	800,000,000.00	880,849,656.67	0	3,056,176,000.00

Government of Nepal
Ministry of Finance
Financial Comptroller General Office
Debt Management Section
Financial Statement of Domestic Borrowing (Loanwise)

Fiscal Year: 2071/72

Development Bond

S.N.	Loan Code	Date Of Issue	Date Of Payment	Interest Rate %	Opening loan balance	New loan issue in current Fiscal Year	Total Loan	Payment during current fiscal year			Adjustment	Outstanding loan upto the end of current Fiscal Year
								Interest	Principal	Total		
1	2070	2060/03/20	2070/03/20	6.75	0.00		0.00			0.00	0	0.00
2	2071	2061/03/24	2071/03/24	5	0.00		0.00			0.00	0	0.00
3	2072	2062/11/09	2072/11/09	6	750,000,000.00		750,000,000.00	45,000,000.00		45,000,000.00	0	750,000,000.00
4	2075	2063/08/12	2075/08/12	6.5	1,200,000,000.00		1,200,000,000.00	78,000,000.00		78,000,000.00	0	1,200,000,000.00
5	2075ka	2063/11/29	2075/11/29	6.5	2,100,000,000.00		2,100,000,000.00	136,500,000.00		136,500,000.00	0	2,100,000,000.00
6	2076	2064/03/21	2076/03/21	6.5	2,200,000,000.00		2,200,000,000.00	143,000,000.00		143,000,000.00	0	2,200,000,000.00
7	2076ka	2064/07/29	2076/07/29	6.5	900,000,000.00		900,000,000.00	58,500,000.00		58,500,000.00	0	900,000,000.00
8	2076kha	2064/09/03	2076/09/03	6.5	1,040,000,000.00		1,040,000,000.00	67,600,000.00		67,600,000.00	0	1,040,000,000.00
9	2076ga	2064/09/23	2076/09/23	6.5	460,000,000.00		460,000,000.00	29,900,000.00		29,900,000.00	0	460,000,000.00
10	2072ka	2064/12/19	2072/12/19	7.5	1,500,000,000.00		1,500,000,000.00	112,500,000.00		112,500,000.00	0	1,500,000,000.00
11	2073	2065/03/30	2073/03/30	8	2,170,000,000.00		2,170,000,000.00	173,600,000.00		173,600,000.00	0	2,170,000,000.00
12	2071ka	2065/09/20	2071/09/20	8	2,000,000,000.00		2,000,000,000.00	80,000,000.00	2,000,000,000.00	2,080,000,000.00	0	0.00
13	2071kha	2066/03/16	2071/03/16	9	0.00		0.00			0.00	0	0.00
14	2073ka	2066/03/28	2073/03/28	9	2,750,000,000.00		2,750,000,000.00	247,500,000.00		247,500,000.00	0	2,750,000,000.00
15	2069	2066/10/28	2069/10/28	9	0.00		0.00			0.00	0	0.00
16	2072kha	2067/02/27	2072/02/27	9	2,550,000,000.00		2,550,000,000.00	229,500,000.00	2,550,000,000.00	2,779,500,000.00	0	0.00

Government of Nepal
Ministry of Finance
Financial Comptroller General Office
Debt Management Section
Financial Statement of Domestic Borrowing (Loanwise)

Fiscal Year: 2071/72

Development Bond

S.N.	Loan Code	Date Of Issue	Date Of Payment	Interest Rate %	Opening loan balance	New loan issue in current Fiscal Year	Total Loan	Payment during current fiscal year			Adjustment	Outstanding loan upto the end of current Fiscal Year
								Interest	Principal	Total		
17	2072ga	2067/03/17	2072/03/17	9	4,990,900,000.00		4,990,900,000.00	449,181,000.00	4,990,900,000.00	5,440,081,000.00	0	0.00
18	2072gha	2067/09/16	2072/09/16	9.5	3,000,000,000.00		3,000,000,000.00	285,000,000.00		285,000,000.00	0	3,000,000,000.00
19	2071ga	2068/02/19	2071/02/19	9.5	0.00		0.00			0.00	0	0.00
20	2070ka	2068/09/28	2070/09/28	8	0.00		0.00			0.00	0	0.00
21	2071gha	2068/12/22	2071/12/22	8.5	6,500,000,000.00		6,500,000,000.00	552,500,000.00	6,500,000,000.00	7,052,500,000.00	0	0.00
22	2072 Nga	2069/02/24	2072/02/24	8.5	4,000,000,000.00		4,000,000,000.00	340,000,000.00	4,000,000,000.00	4,340,000,000.00	0	0.00
23	2075 Kha	2070/08/06	2075/08/06	3.25	3,000,000,000.00		3,000,000,000.00	97,500,000.00		97,500,000.00	0	3,000,000,000.00
24	2077	2070/09/08	2077/09/08	3.49	6,000,000,000.00		6,000,000,000.00	209,400,000.00		209,400,000.00	0	6,000,000,000.00
25	2077ka	2072/02/17	2077/02/17	4		5,000,000,000.00	5,000,000,000.00			0.00	0	5,000,000,000.00
26	2079	2072/02/22	2079/02/22	3.44		5,000,000,000.00	5,000,000,000.00			0.00	0	5,000,000,000.00
27	2081	2072/02/29	2081/02/29	3.08		5,000,000,000.00	5,000,000,000.00			0.00	0	5,000,000,000.00
28	2082	2072/03/11	2082/03/11	2.99		10,000,000,000.00	10,000,000,000.00			0.00	0	10,000,000,000.00
29	2087	2072/03/18	2087/03/18	2.65		5,000,000,000.00	5,000,000,000.00			0.00	0	5,000,000,000.00
Total					47,110,900,000.00	30,000,000,000.00	77,110,900,000.00	3,335,181,000.00	20,040,900,000.00	23,376,081,000.00	0	57,070,000,000.00

Government of Nepal
Ministry of Finance
Financial Comptroller General Office
Debt Management Section
Financial Statement of Domestic Borrowing (Loanwise)

Fiscal Year: 2071/72

Special Loan

S.N.	Loan Code	Date Of Issue	Date Of Payment	Interest Rate %	Opening loan balance	New loan issue in current Fiscal Year	Total Loan	Payment during current fiscal year			Adjustment	Outstanding loan upto the end of current Fiscal Year
								Interest	Principal	Total		
1	2069	2059/09/09	2069/08/09	7	0.00		0.00			0.00	0	0.00
2	2068ka	2063/01/04	2068/01/04	5	0.00		0.00			0.00	0	0.00
Total					0.00		0.00			0.00	0	0.00

Government of Nepal
Ministry of Finance
Financial Comptroller General Office
Debt Management Section
Financial Statement of Domestic Borrowing (Loanwise)

Fiscal Year: 2071/72

Foreign Employment Bond

S.N.	Loan Code	Date Of Issue	Date Of Payment	Interest Rate %	Opening loan balance	New loan issue in current Fiscal Year	Total Loan	Payment during current fiscal year			Adjustment	Outstanding loan upto the end of current Fiscal Year
								Interest	Principal	Total		
1	FESB2072	2067/03/32	2072/03/31	9.75	4,000,000.00		4,000,000.00	390,000.00	4,000,000.00	4,390,000.00	0	0.00
2	FESB2073	2068/03/12	2073/03/12	10.5	3,380,000.00		3,380,000.00	354,900.00		354,900.00	0	3,380,000.00
3	FESB2074	2069/03/28	2074/03/28	10	8,660,000.00		8,660,000.00	866,000.00		866,000.00	0	8,660,000.00
4	FESB2075	2070/03/30	2075/03/30	10.5	42,855,000.00		42,855,000.00	4,499,775.00		4,499,775.00	0	42,855,000.00
5	FESB 2075ka	2070/09/28	2075/09/28	9	26,405,000.00		26,405,000.00	2,376,450.00		2,376,450.00	0	26,405,000.00
6	FESB 2075kh	2070/12/30	2075/12/30	9	50,010,000.00		50,010,000.00	4,500,900.00		4,500,900.00	0	50,010,000.00
7	FESB 2077	2072/03/24	2077/03/24	9		83,715,000.00	83,715,000.00			0.00	0	83,715,000.00
				Total	135,310,000.00	83,715,000.00	219,025,000.00	12,988,025.00	4,000,000.00	16,988,025.00	0	215,025,000.00

Government of Nepal
Ministry of Finance
Financial Comptroller General Office
Debt Management Section
Financial Statement of Domestic Borrowing (Loanwise)

Fiscal Year: 2071/72

IMF Value Adjustment

S.N.	Loan Code	Date Of Issue	Date Of Payment	Interest Rate %	Opening loan balance	New loan issue in current Fiscal Year	Total Loan	Payment during current fiscal year			Adjustment	Outstanding loan upto the end of current Fiscal Year
								Interest	Principal	Total		
1	NRB 2008AD	2065/03/12	2070/03/11		328,207,209.46		328,207,209.46			0.00	0	328,207,209.46
2	NRB 2009AD	2066/04/16	2071/04/16	0	1,097,637,120.86		1,097,637,120.86			0.00	0	1,097,637,120.86
3	NRB 2058	2066/05/16	2071/05/16	0	247,084,988.76		247,084,988.76			0.00	0	247,084,988.76
4	NRB 2065	2066/05/16	2071/05/16	0	455,387,298.51		455,387,298.51			0.00	0	455,387,298.51
5	NRB 2060	2066/05/16	2071/05/16	0	550,603,667.23		550,603,667.23			0.00	0	550,603,667.23
6	NRB 2060	2066/05/16	2071/05/16	0	411,949,524.44		411,949,524.44			0.00	0	411,949,524.44
7	NRB 2060	2066/05/16	2071/05/16	0	511,626,557.21		511,626,557.21			0.00	0	511,626,557.21
8	NRB 2059	2066/05/16	2071/05/16	0	403,430,688.50		403,430,688.50			0.00	0	403,430,688.50
9	NRB 2055	2066/05/16	2071/05/16	0	97,942,234.92		97,942,234.92			0.00	0	97,942,234.92
10	NRB 2049	2066/05/16	2071/05/16	0	214,946,219.58		214,946,219.58			0.00	0	214,946,219.58
11	NRB 2060	2066/05/16	2071/05/16	0	552,235,533.11		552,235,533.11			0.00	0	552,235,533.11
					Total	4,871,051,042.58	4,871,051,042.58			0.00	0	4,871,051,042.58

Government of Nepal
Ministry of Finance
Financial Comptroller General Office
Debt Management Section
Financial Statement of Domestic Borrowing (Loanwise)

Fiscal Year: 2071/72

National Loan Commission

S.N.	Loan Code	Date Of Issue	Date Of Payment	Interest Rate %	Opening loan balance	New loan issue in current Fiscal Year	Total Loan	Payment during current fiscal year			Adjustment	Outstanding loan upto the end of current Fiscal Year
								Interest	Principal	Total		
1	NLC			0	0.00		0.00	58,660,623.32		58,660,623.32	0	0.00
				Total	0.00		0.00	58,660,623.32		58,660,623.32	0	0.00