



# नेपाल सरकारको ऋण दायित्वको वार्षिक विवरण आर्थिक वर्ष २०७२/७३



भाग द




नेपाल सरकार

अर्थ मन्त्रालय

महालेखा नियन्त्रक कार्यालय

Website: [www.fcgo.gov.np](http://www.fcgo.gov.np)





नेपाल सरकारको आन्तरिक तथा वाह्य ऋणको आर्थिक वर्ष २०७२/७३ को वार्षिक प्रतिवेदन प्रस्तुत गर्न पाउँदा मलाई खुशी लागेको छ । सार्वजनिक ऋणको तथ्याङ्कलाई नियमित रूपमा सार्वजनिक गर्नुपर्ने अन्तर्राष्ट्रिय मान्यता अनुरूप आर्थिक वर्ष २०७०/७१ देखि सार्वजनिक ऋणको प्रतिवेदनलाई विस्तृत तुल्याई वेभसाइट मार्फत सार्वजनिक गर्ने गरिएको छ । सोही आर्थिक वर्ष देखि अन्तर्राष्ट्रिय प्रचलन अनुरूप नेपाल सरकारको आन्तरिक तथा वाह्य ऋण सम्बन्धी विश्लेषणात्मक विवरण त्रैमासिक रूपमा वेभसाइटमा प्रकाशन गर्ने कार्यको शुरुवात गरिएको र यसलाई आर्थिक वर्ष २०७२/७३ मा पनि निरन्तरता दिइएको छ । यस प्रतिवेदनमा नेपाल सरकारको आन्तरिक तथा वाह्य ऋणको प्राप्ति (Disbursement), भुक्तानी (Repayment) तथा व्याज भुक्तानी सम्बन्धी विस्तृत विवरण समावेश गरिएको छ । उपलब्ध भएसम्म विगत आर्थिक वर्षहरूको तथ्याङ्क समेतलाई समावेश गरी तुलना तथा प्रवृत्ति विश्लेषण गरिनुका अतिरिक्त सार्वजनिक ऋण व्यवस्थापन सम्बन्धमा सुधारका पक्षहरू समेत समावेश गरिएको छ ।

सरकारको ऋणको लेखाङ्कन तथा प्रतिवेदन प्रणालीलाई व्यवस्थित र आधुनिक बनाउने प्रयासलाई निरन्तरता दिइएको छ । सोही अनुरूप ऋणको कारोबार, लेखाङ्कन तथा प्रतिवेदन गर्दा सूचना प्रविधिको अधिकतम प्रयोग गर्ने प्रयास स्वरूप विगत आर्थिक वर्षमा तयार गरिएको आन्तरिक तथा वाह्य ऋणको डाटावेस प्रयोग गरी ऋणको लेखाङ्कन तथा प्रतिवेदन गर्ने गरिएको छ । सो डाटावेसलाई अब उत्कृष्ट डाटावेस प्रणालीमा रुपान्तरण गर्ने प्रयासमा कार्यालय प्रयत्नरत रहेको छ ।

देशको सार्वजनिक ऋणको अवस्थाका बारेमा जानकारी पाउने नागरिकको नैसर्गिक अधिकारको सम्मान गर्दै यो प्रतिवेदन सार्वजनिकिकरण गरिएको छ । यसले सर्वसाधारण जनता साथै अन्य सम्बद्ध पक्षहरू अर्थ मन्त्रालय, नेपाल राष्ट्र बैंक, दातृ निकायहरू, ऋण विश्लेषक, अनुसन्धानकर्ता आदिलाई ऋण सम्बन्धी आवश्यक र उपयोगी सूचना उपलब्ध गराउनेछ भन्ने आशा गरेको छु ।

यस प्रतिवेदनलाई त्रुटि रहित बनाउने प्रयास गर्दा गर्दै पनि कुनै त्रुटी देखिएमा वा प्रतिवेदनका सम्बन्धमा कुनै सुझाव भएमा सो को जानकारी गराईदिनु हुन म सम्बन्धित सबै प्रयोगकर्तामा अनुरोध गर्न चाहन्छु । यहाँहरूको अमूल्य सुझावले आगामी दिनमा यसलाई थप परिष्कृत र गुणस्तरीय बनाउन सहयोग पुग्ने हुँदा त्यस्ता सुझावको अपेक्षा गरिएको छ ।

अन्त्यमा, यस प्रतिवेदन तयारीमा संलग्न महालेखा नियन्त्रक कार्यालय, ऋण शाखाका कर्मचारीहरूलाई उहाँहरूको योगदानका लागि हार्दिक धन्यवाद दिन चाहन्छु ।

मंसिर, २०७३

(राजेन्द्र प्रसाद नेपाल)

महालेखा नियन्त्रक

महालेखा नियन्त्रक



## मुख्य लेखांकन नीतिहरू (Major accounting policies)

आर्थिक वर्ष २०७२/७३ मा नेपाल सरकारले गरेको आन्तरिक तथा बाह्य ऋण सम्बन्धी आर्थिक कारोवारको लेखांकन सम्बन्धमा महालेखा नियन्त्रक कार्यालयबाट अवलम्बन गरिएका मुख्य लेखांकन नीतिहरू देहाय बमोजिम छन्:

### (क) बाह्य ऋण

- सम्झौता मुद्रा (Agreement Currency) लाई ऋण लेखाङ्कन तथा प्रतिवेदनको मुख्य आधारको रूपमा लिइएको छ ।
- ऋण प्राप्तिको सम्बन्धमा कारोवार मुद्रालाई प्राप्त भएको मिति (Value Date) को विनिमय दर (खरिद दर) को आधारमा सम्झौता मुद्रा र नेपाली मुद्रामा परिवर्तन गरी लेखांकन र प्रतिवेदन गरिएको छ । ऋणको साँवा व्याज तथा अन्य रकम भुक्तानीका सम्बन्धमा सम्झौता मुद्रामा भुक्तानी गर्नुपर्ने रकमलाई भुक्तानी मिति (Value Date) को विनिमय दरको आधारमा कारोवार मुद्रामा भुक्तानी गरी सोही दिनको विनिमय दर (विक्री दर) अनुसार नेपाली मुद्रामा परिणत गरी लेखांकन र प्रतिवेदन गरिएको छ ।
- एशियाली विकास बैंक तथा जापानले पूँजीकरण गरेको व्याजको रकमलाई साँवामा समावेश गरी प्रतिवेदन गरिएको छ ।
- २०७३ आषाढ मसान्त (१५ जुलाई २०१६) मा सम्झौता मुद्रामा रहेको बाह्य ऋणको दायित्वलाई नेपाली मुद्रामा परिणत गर्दा २०७३ आषाढ ३१ (१५ जुलाई २०१६) को विनिमय दर देहाय बमोजिम लिइएको छ:-
  - नेपाल राष्ट्र बैंकबाट खरिद दर र बिक्री दर दुवै प्रकाशित हुनेको हकमा बिक्री दरको आधारमा
  - नेपाल राष्ट्र बैंकबाट खरिद दर मात्र प्रकाशित हुनेको हकमा सोही दरको आधारमा
  - अन्य मुद्राको हकमा अन्तर्राष्ट्रिय मुद्रा कोषबाट प्रकाशित १५ जुलाई २०१६ को विनिमय दरको आधारमा
- बाह्य ऋण तर्फ एशियाली विकास बैंकको विभिन्न मुद्रामा बाँकी भएको ऋण १ सेप्टेम्बर २००६ देखि सो मुद्रा बराबरको अमेरिकी डलरमा भुक्तानी गर्ने व्यवस्था अनुसार सबै ऋणहरूलाई SDR मा परिवर्तन (Conversion) गरि सकिएको छ । सो अनुसार कायम भएको समायोजन रकमलाई मूल लेखांकन तथा प्रतिवेदनमा समावेश गरी आयोजनाहरूको ऋण भिडान प्रयोजनका लागि यस्तो रकमलाई आ.व. २०६९।७० को वार्षिक प्रतिवेदनमा समावेश भैसकेको छ ।

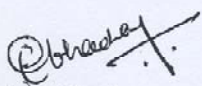





### (ख) आन्तरिक ऋण

- सबै आन्तरिक ऋणका रकमहरु ऋण उठाउँदाको तत्कालीन मूल्यको आधारमा लेखांकन र प्रतिवेदन गरिएको छ ।
- बोलकबोल प्रथामा आन्तरिक ऋण उठाउँदाको लागत रकम पटकै पिच्छे फरक पर्ने भएकोले आन्तरिक ऋण उठाउँदा प्रत्येक ऋणको लागत तुलना गर्ने गरिएको छैन ।
- बजेट व्यवस्था हुँदा डिस्काउन्ट (ट्रेजरी बिल) तथा व्याजको लागि छुट्टाछुट्टै बजेट उपशीर्षकको व्यवस्था नभएकोले व्यय अनुमानको विवरणमा रहेको व्याज भूक्तानीको शीर्षकबाट नै डिस्काउन्ट तथा व्याजका रकमहरु समेत भूक्तानी गरिएको छ ।
- ट्रेजरी बिल रोलओभर (Roll-over) हुँदाको कारोबारलाई ऋण भूक्तानी तथा नयाँ ऋणपत्र जारी भएको रूपमा नभई सामान्य अभिलेख मात्र राख्ने गरिएको छ ।

### (ग) प्रतिवेदन तयारीको संक्षिप्त विधि

- आन्तरिक ऋण तथा IMF Valuation Adjustment Bonds को रकम नेपाल राष्ट्र बैंकको तथ्याङ्क सँग भिडान गरिएको छ ।
- वैदेशिक ऋणका रकमहरु वेबसाइट तथा इमेल मार्फत दातृ संस्थासँग समन्वय गरी भिडान गरिएको छ । चालु आर्थिक वर्षमा एक दातृ निकाय (अस्ट्रिया) सँग सम्पर्क गर्न प्रयास गर्दा पनि सम्पर्क हुन नसकेकोले अभिलेख प्राप्त हुन नसक्दा उक्त दातृ निकायको विवरण यस कार्यालयको अभिलेख अनुसार मात्र समावेश गरिएको छ ।
- World Bank बाट E-billing तथा Website मार्फत, ADB बाट Website मार्फत र अन्य दातृ निकायहरुबाट Email को माध्यमबाट ऋण सम्बन्धी विविध सूचनाहरु (साँवा व्याज भूक्तानीको बिल, ऋण प्राप्ति विवरण, ऋण मौज्दात आदि) प्राप्त हुने गरेको छ । यसरी प्राप्त सूचनाहरुलाई यस कार्यालयको अभिलेखसँग भिडान गरी लेखाङ्कन तथा प्रतिवेदन गरिएको छ ।
- नेपाल विद्युत प्राधिकरणबाट Loan ID No. 00001984 को Feb 9, 2016 र May 9, 2016 मा क्रमशः USD रकम ४,२७४,९६५ र २७०३ गरी जम्मा USD ४२७४९९२०३ अर्थ मन्त्रालयको स्वीकृति लिई भूक्तानी भएको कागजात प्राप्त भएकोले उक्त रकमलाई समायोजन गरी प्रतिवेदन गरिएको छ ।
- उपलब्ध भएसम्म ऐतिहासिक तथ्याङ्क समेत समावेश गराई विभिन्न किसिमका चार्ट एवं तालिकाहरुको प्रयोग गरी प्रवृत्ति विश्लेषणको प्रयास गरिएको छ ।

 (स्वेता भद्रा) लेखा अधिकृत	 (भास्कर पन्त) लेखा अधिकृत	 (ध्रुवराज पण्डित) उप-महालेखा नियन्त्रक	 (योगेन्द्र गौचन) सह-महालेखा नियन्त्रक
--	---	---	---



## विषय सूची

भूमिका

मुख्य लेखाङ्कन नीतिहरू (Major accounting policies)

१. ऋण दायित्वको समग्र स्थिति र प्रवृत्ति (Overall status and trend of debt liability) .....	१
२. ऋण सेवा (सांवा/व्याज भुक्तानी) स्थिति र प्रवृत्ति (Status and trend of debt service payment) .....	३
२.१ सांवा व्याज भुक्तानी (Payment of principal and interest) .....	३
२.२ सांवा भुक्तानी प्रवृत्ति (Trend of principal repayment) .....	४
२.३ व्याज भुक्तानी प्रवृत्ति (Trend of interest payment) .....	४
२.४ ऋण सेवाको स्थिति र प्रवृत्ति (Status and trend of Debt Service) .....	५
३. वैदेशिक ऋण (External Debt) .....	६
३.१ वैदेशिक ऋण दायित्व (Outstanding External Debt) .....	६
३.२ वैदेशिक ऋण दायित्वको प्रवृत्ति (Trend of Outstanding External Debt) .....	९
३.३ दातृ निकायगत र मुद्रागत वैदेशिक ऋण दायित्व (Donorwise and currencywise Outstanding External Debt) .....	९
३.४ वैदेशिक ऋण प्राप्ति (Receipt/disbursement of external debt) .....	१०
३.५ श्रोतगत र दातृ निकायगत वैदेशिक ऋणको प्राप्ति (Sourcewise and Donorwise Disbursement) .....	११
३.६ वैदेशिक ऋणको प्राप्तिको प्रवृत्ति (Disbursement Trend) .....	१२
३.७ सरकारी जमानतको वैदेशिक ऋण (Publicly guaranteed external debt) .....	१३
३.८ विनिमय दरको परिवर्तनबाट वैदेशिक ऋण दायित्वमा परेको प्रभाव (Impact of exchange fluctuation on external debt) .....	१४
३.९ वार्षिक बजेटमा वैदेशिक ऋण प्राप्ति लक्ष्य र वास्तविक प्राप्ति (Budgeted and actual receipt of external debt) .....	१४
४. आन्तरिक ऋण (Internal Debt) .....	१६
४.१ आन्तरिक ऋण दायित्व (Internal debt liability) .....	१६
४.२ आन्तरिक ऋण प्राप्ति (Receipt of internal debt) .....	१८
४.३ ऋणपत्रको तुलनात्मक प्रचलित व्याजदर (Comparison of prevailing interest rates) .....	१९
४.४ आन्तरिक ऋण लक्ष्य र प्राप्ति प्रवृत्ति (Budgeted and actual receipt trend of internal debt) .....	२२
४.५ अन्तर्राष्ट्रिय मुद्रा कोष मूल्यांकन समायोजन (IMF Valuation Adjustment) .....	२३
४.६ ऋणपत्रको स्वामित्व अवस्था अन्तर्राष्ट्रिय मुद्रा कोष समायोजन बाहेक (Ownership Structure Of Government Securities excluding IMF Value Adjustment) .....	२४
५. नयाँ आयामहरू (Recent Initiatives) .....	२४
६. सुधार गर्नुपर्ने विषयहरू (Areas to improve) .....	२५



### अनुसूचीहरु

Annex 1	आ.व. २०७२।७३ को आ.ले.प. प्रतिवेदन
Annex 2	Donorwise Outstanding external debt & Equivalent NPR
Annex 3	Donorwise Outstanding external debt (in committment currency, NPR & USD)
Annex 4	Outstanding external debt (currencywise summary)
Annex 5	Disbursement summary of external debt
Annex 6	Principal repayment summary of external debt
Annex 7	Interest payment summary of external debt
Annex 8	Loan ID-wise Outstanding external debt & Equivalent NPR
Annex 9	Statement of Annual Disbursement (Disbursing loans)
Annex 10	Disbursement Statement
Annex 11	Cumulative disbursements of external debt
Annex 12	Cumulative principal payment of external debt
Annex 13	Cumulative interest payment of external debt
Annex 14	Summary of Domestic Borrowing (Loan Typewise)
Annex 15	Financial Statement of Domestic Borrowing (Loanwise) - Treasury Bills
Annex 16	Financial Statement of Domestic Borrowing (Loanwise) - Other bonds

## १. ऋण दायित्वको समग्र स्थिति र प्रवृत्ति (Overall status and trend of debt liability)

आर्थिक वर्ष २०७२/७३ को अन्त्य सम्ममा नेपाल सरकारको कुल ऋण दायित्व रु. ६ खर्ब २७ अर्ब ७८ करोड ९२ लाख पुगेको छ। कुल ऋण दायित्वमा आन्तरिक ऋण रु २ खर्ब ३९ अर्ब २ करोड ८९ लाख र वैदेशिक ऋण रु. ३ खर्ब ८८ अर्ब ७६ करोड ३ लाख रहेको छ। आर्थिक वर्ष २०७२/७३ को कुल गार्हस्थ उत्पादनको २७ दशमलव ९२ प्रतिशत कुल ऋण दायित्व रहेको छ, जसमा वैदेशिक ऋण १७ दशमलव २९ प्रतिशत र आन्तरिक ऋण १० दशमलव ६३ प्रतिशत रहेको छ। कुल जनसंख्या २ करोड ८३ लाख ६९ हजार<sup>१</sup> लाई आधार मान्दा आर्थिक वर्ष २०७२/७३ सम्ममा प्रतिव्यक्ति कुल ऋण दायित्व करिब रु २२,१२९।४९ रहेको छ। प्रतिव्यक्ति ऋण दायित्व अघिल्लो आर्थिक वर्षको तुलनामा रु २,८९५।४० ले बढ्न गएको छ।

### तालिका १

#### कुल ऋण दायित्वको विवरण

रु करोडमा

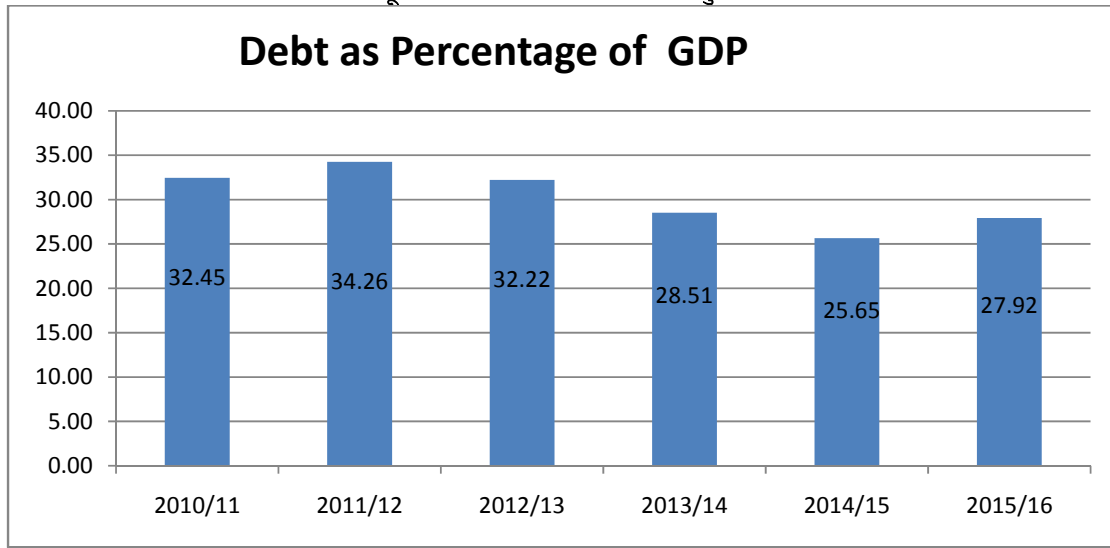
आर्थिक वर्ष Fiscal Year (English)	२०६७/६८	२०६८/६९	२०६९/७०	२०७०/७१	२०७१/७२	२०७२/७३
२०१०/११	२०११/१२	२०१२/१३	२०१३/१४	२०१४/१५	२०१५/१६	२०१६/१७
आन्तरिक ऋण	१८,४९२।८७	२९,३९२।०६	२९,९८७।२८	२०,६६८।८६	२०,९६५।६८	२३,९०२।८९
वैदेशिक ऋण	२५,९५०।९९	३०,९२८।७९	३३,३४४।९५	३४,६८९।९९	३४,३२६।९८	३८,८७६।०३
कुल ऋण	४४,३६२।९९	५२,३२०।७७	५४,५३१।४३	५५,३५८।७७	५४,४९१।८६	६२,७७८।९२
कुल गार्हस्थ उत्पादन*	९३६,६९५।००	९५२,७३४।००	९६९,२६४।००	९९४,९६२।४०	२९२,४६४।९८	२२४,८६९।९०
कुल गार्हस्थ उत्पादनको तुलनामा ऋणको प्रतिशत	३२।४५	३४।२६	३२।२२	२८।५९	२५।६५	२७।९२

<sup>१</sup> केन्द्रीय तथ्याङ्क विभाग, (प्रक्षेपण) २०७३ आषाढ

\* आर्थिक सर्वेक्षण २०७२/२०७३ अनुसार।

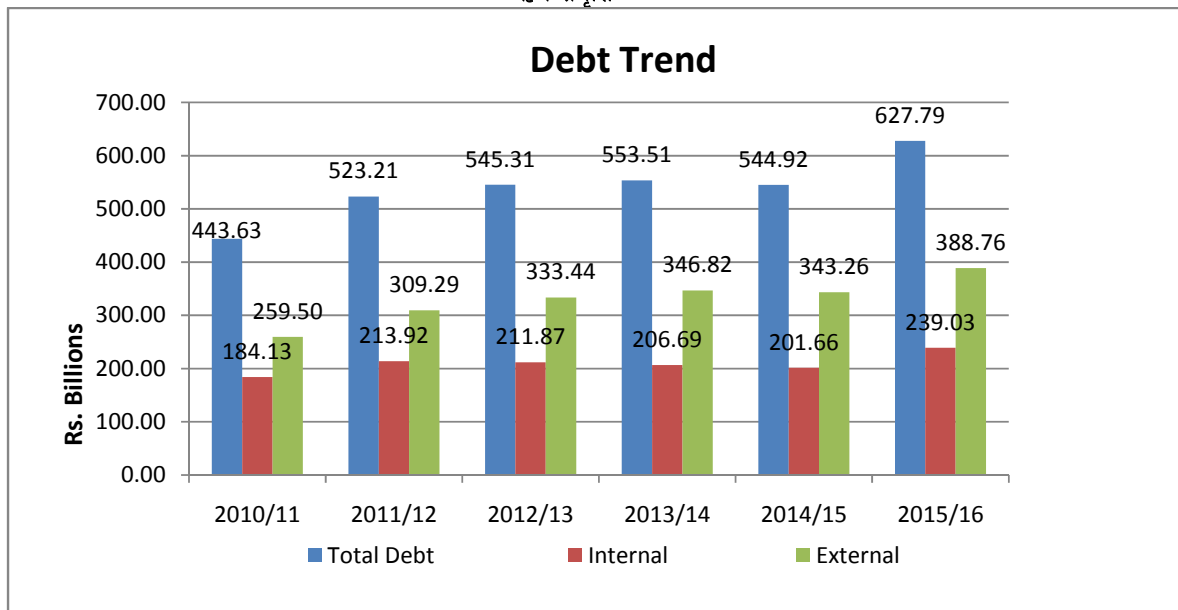


चार्ट १  
कूल ग्राहस्थ उत्पादनमा ऋणको अनुपात



कूल ग्राहस्थ उत्पादनमा ऋणको अनुपात घटबढ भएको देखिन्छ । आर्थिक वर्ष २०६७/६८ मा कूल ग्राहस्थ उत्पादनको ३२ दशमलव ४५ प्रतिशत रहेको ऋण आर्थिक वर्ष २०६८/६९ मा ३४ दशमलव २६ प्रतिशत पुगेको थियो । आर्थिक वर्ष २०७२/७३ को अन्तमा आइपुग्दा करीब २८ प्रतिशतमा झरेको छ ।

चार्ट २  
ऋण प्रवृत्ति



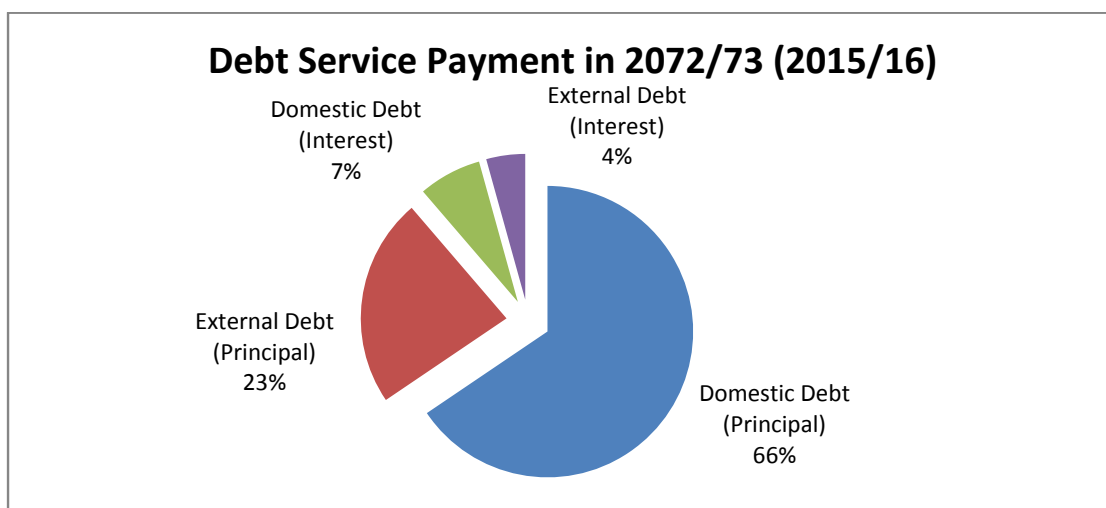
## २. ऋण सेवा (साँवा/व्याज भुक्तानी) स्थिति र प्रवृत्ति (Status and trend of debt service payment)

### २.१ साँवा व्याज भुक्तानी (Payment of principal and interest)

आर्थिक वर्ष २०७२/७३ मा कूल साँवा व्याज भुक्तानी रु. ७६ अर्ब ८० करोड ३० लाख ७२ हजार भएको छ। कूल साँवा व्याज भुक्तानी मध्ये ८९ प्रतिशत साँवा (रु. ६८ अर्ब १३ करोड २ हजार) रहेको छ, सो मध्ये आन्तरिक ऋणको साँवा रु. ५० अर्ब ३३ करोड ४९ लाख ४७ हजार र वैदेशिक ऋणको साँवा रु. १७ अर्ब ७९ करोड ५० लाख ५५ हजार रहेको छ। कूल साँवा व्याज भुक्तानीको ११ प्रतिशत व्याज (रु. ८ अर्ब ६७ करोड ३० लाख ७० हजार) रहेको र सो मध्ये आन्तरिक ऋणको व्याज रु. ५ अर्ब ३६ करोड २१ लाख ६० हजार र वैदेशिक ऋणको व्याज रु. ३ अर्ब ३१ करोड ९ लाख ९ हजार रहेको छ।

चार्ट ३

कूल साँवा व्याज भुक्तानी



तालिका २

ऋण भुक्तानीको विवरण

Description	Amount in Rs. '000
Domestic Debt (Principal)	50,334,947.11
External Debt (Principal)	17795055.47
Domestic Debt (Interest)	5,362,160.62
External Debt (Interest)	3,310,909.09
Total	76,803,072.29

साँवातर्फ आन्तरिक ऋणको साँवा भुक्तानी रकम वैदेशिक ऋणको साँवा भुक्तानी रकम भन्दा ४३ प्रतिशत बढी रहेको छ भने व्याज तर्फ आन्तरिक ऋणको व्याज भुक्तानी रकम वैदेशिक ऋणको व्याज भुक्तानी रकम भन्दा ३ प्रतिशत बढी रहेको छ। यसरी हेर्दा आन्तरिक ऋणको आकार वैदेशिक ऋणको भन्दा सानो रहेको तर लागत भने आन्तरिक ऋणको बढी रहेको देखिन्छ।



## २.२ साँवा भुक्तानी प्रवृत्ति (Trend of principal repayment)

आर्थिक वर्ष २०६७/६८ मा साँवा भुक्तानी ऋणात्मक देखिएको छ भने आर्थिक वर्ष २०६८/६९ देखि साँवा भुक्तानी बढ्दै गएको र आर्थिक वर्ष २०६९/७० मा अघिल्लो आर्थिक वर्ष भन्दा ७४ प्रतिशत बढ्न गई रु. ३५ अर्ब १३ करोड पुगेको देखिन्छ। यो बढ्ने प्रवृत्ति जारी नै रहेको छ। फलतः आर्थिक वर्ष २०७२/७३ मा अघिल्लो आर्थिक वर्षको तुलनामा ५ दशमलव ६७ प्रतिशतले वृद्धि भई कूल साँवा भुक्तानी ६८ अर्ब १३ करोड भएको छ।

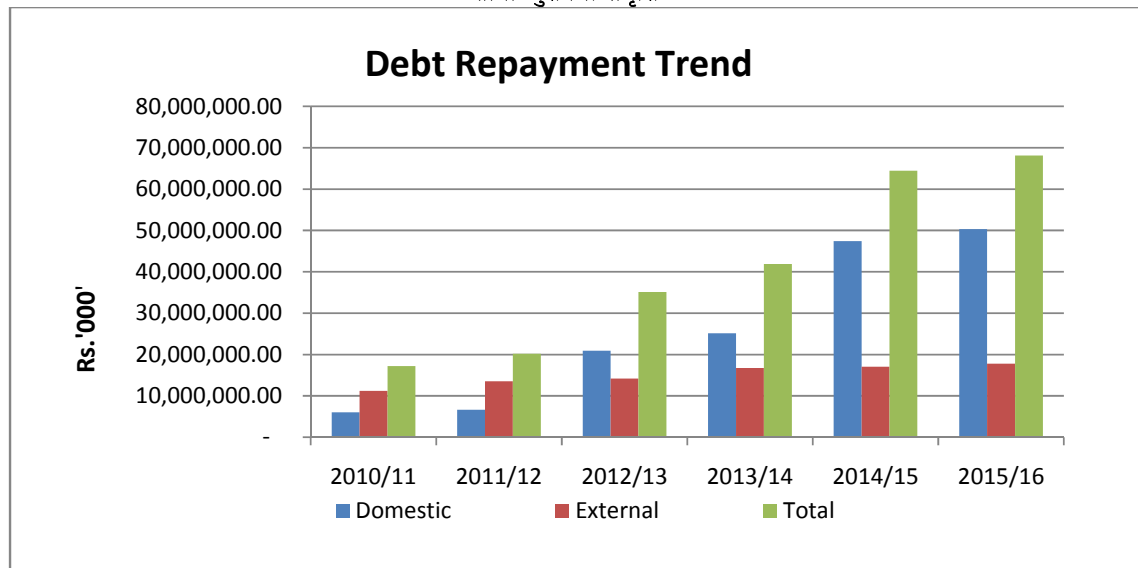
तालिका ३

साँवा भुक्तानीको विवरण

रु हजारमा

आर्थिक वर्ष	२०६७/६८	२०६८/६९	२०६९/७०	२०७०/७१	२०७१/७२	२०७२/७३
English Year	2010/11	2011/12	2012/13	2013/14	2014/15	2015/16
आन्तरिक ऋण	६,००२,३९१।००	६,६२६,८३६।००	२०,९४०,०९२।००	२५,१५२,४५१।३५	४७,४२९,९८५।२२	५०,३३४,९४७।११
वैदेशिक ऋण	११,२१८,१२७।००	१३,५३२,४२७।००	१४,१९०,०७९।००	१६,७२४,६३६।७३	१७,०४१,८०७।१२	१७,७९५,०५५।४७
जम्मा	१७,२२०,५१८।००	२०,१५९,२६३।००	३५,१३०,१७१।००	४१,८७७,०८८।०८	६४,४७१,७९२।३४	६८,१३०,००२।५८
वार्षिक वृद्धि प्रतिशत	(६।५७)	१७।०७	७४।२६	१९।२१	५३।९५	५।६७

चार्ट ४  
साँवा भुक्तानी प्रवृत्ति



## २.३ व्याज भुक्तानी प्रवृत्ति (Trend of interest payment)

आर्थिक वर्ष २०६७/६८ देखि आर्थिक वर्ष २०६८/६९ सम्म कूल व्याज भुक्तानी बढ्दै गएकोमा आर्थिक वर्ष २०६९/७० देखि व्याज भुक्तानी केही घट्दै गएको देखिन्छ। वैदेशिक ऋणको व्याज भुक्तानीमा सामान्य घटवढ भएको तर आन्तरिक ऋणको व्याज भुक्तानीमा आएको उतारचढावका कारण कूल व्याज भुक्तानी घट्दो क्रममा रहेको छ। आर्थिक वर्ष २०७२/७३ मा व्याज भुक्तानी अघिल्लो आर्थिक वर्ष भन्दा ६ दशमलव ३९ प्रतिशतले घट्न गई रु. ८ अर्ब ६७ करोड

३० लाख ६९ हजार पुग्न गएको छ । आन्तरिक ऋणको संरचनामा ट्रेजरी बिलको हिस्सा ४८ दशमलव ५५ प्रतिशत रहेको र ट्रेजरी बिल रोल ओभर हुँदा सो को ब्याजदर/बढा बढ्दै गएको देखिएकोले आगामी वर्षमा ब्याज बापतको दायित्व बढ्ने देखिन्छ । त्यस्तै नेपालले वैदेशिक मुद्रामा लिएको ऋण मध्ये ९२ प्रतिशत ऋणको कारोबार मुद्रा अमेरिकी डलर रहेको र पाउण्ड स्टरलिङ्ग र चिनियाँ युआन बाहेक अन्य मुद्राको नेपाली मुद्रा सँगको विनिमय दर बढेको हुँदा आगामी वर्षमा वैदेशिक ऋणको ब्याज भुक्तानी दायित्व समेत बढ्ने देखिन्छ ।

तालिका ४

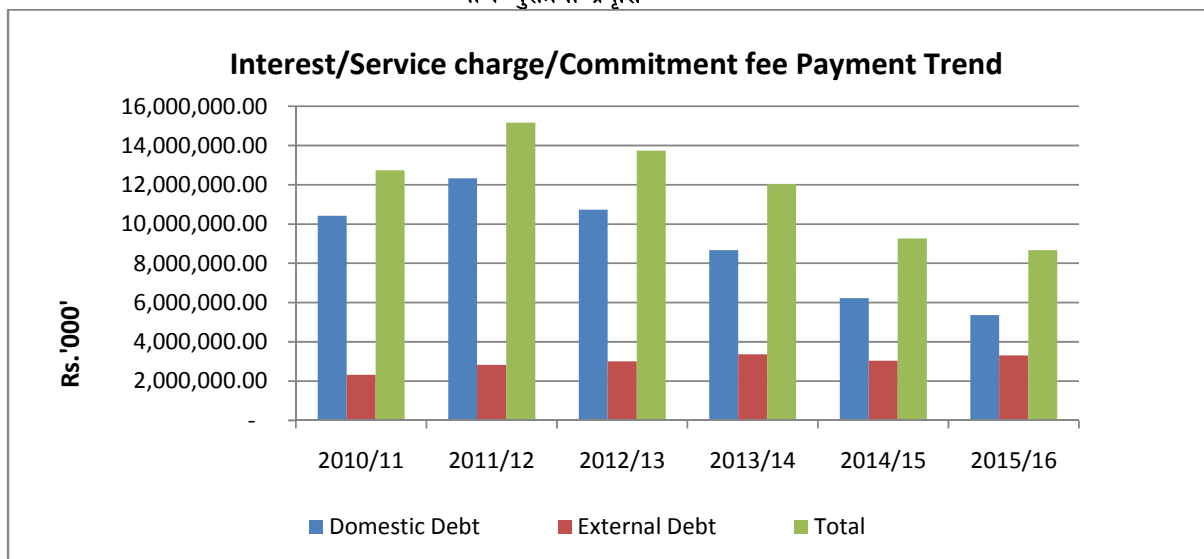
ब्याज भुक्तानीको विवरण

रु हजारमा

आर्थिक वर्ष	२०६७/६८	२०६८/६९	२०६९/७०	२०७०/७१	२०७१/७२	२०७२/७३
English Year	2010/11	2011/12	2012/13	2013/14	2014/15	2015/16
आन्तरिक ऋण	१०,४१५,२३९,१००	१२,३२९,९६०,१००	१०,७३३,५१०,१००	८,६७२,६७१,७४	६,२२९,०२३,१८	५,३६२,१६०,६२
वैदेशिक ऋण	२,३२१,९०३,१००	२,८३०,८६९,१००	३,००३,१८९,१००	३,३६५,१९६,१२	३,०३६,०७५,७८	३,३१०,९०९,१०९
जम्मा	१२,७३७,१४२,१००	१५,१६०,८२९,१००	१३,७३६,६९९,१००	१२,०३७,८६७,८६	९,२६५,०९८,९६	८,६७३,०६९,७३
वार्षिक वृद्धि प्रतिशत	२७.६१	१९.१०३	(९.३९)	(१२.३७)	(२३.०३)	(६.३९)

चार्ट ५

ब्याज भुक्तानी प्रवृत्ति



## २.४ ऋण सेवाको स्थिति र प्रवृत्ति (Status and trend of Debt Service)

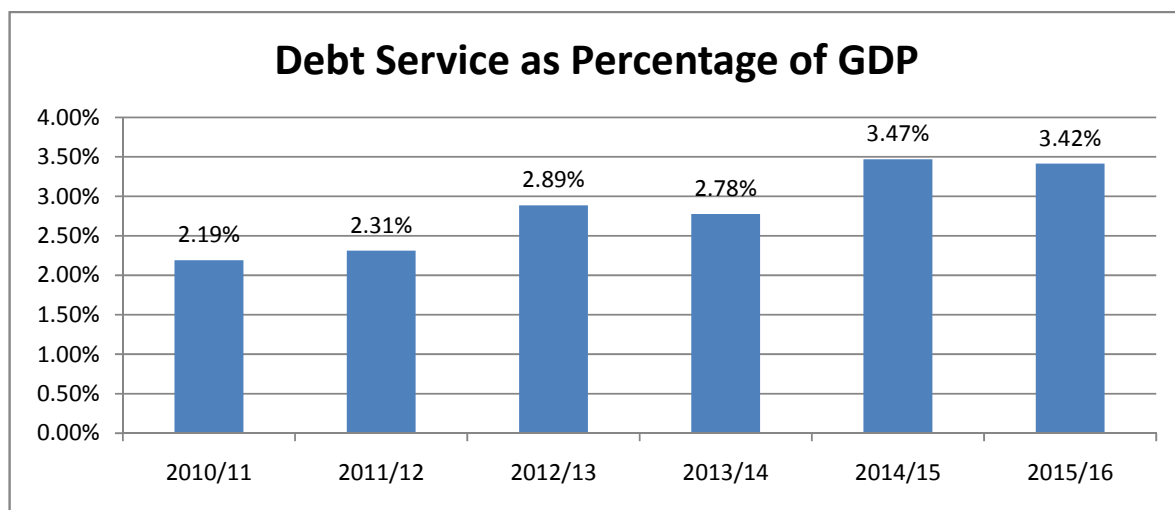
आर्थिक वर्ष २०७२/७३ को अन्त्य सम्ममा नेपाल सरकारको कुल ऋण भुक्तानी रु.७६ अर्ब ८० करोड ३१ लाख पुगेको छ, जस अन्तर्गत साँवा भुक्तानीतर्फ रु. ६८ अर्ब १३ करोड र ब्याज रु.८ अर्ब ६७ करोड ३१ लाख रहेको छ । यसरी कूल ग्राहस्थ उत्पादनमा ऋण भुक्तानी सँगको अनुपात हेर्दा ३ दशमलव ४२ प्रतिशत रहेको छ । आर्थिक वर्ष २०६७/६८ मा २ दशमलव १९ प्रतिशत रहेको यो अनुपात आर्थिक वर्ष २०७१/७२ सम्म बढ्दै गएकोमा यस आर्थिक वर्षमा केही घटेको छ ।

तालिका ५  
कुल ऋण भुक्तानी

(रु करोडमा)

आर्थिक वर्ष	२०६७/६८	२०६८/६९	२०६९/७०	२०७०/७१	२०७१/७२	२०७२/७३
Fiscal Year (English)	2010/11	2011/12	2012/13	2013/14	2014/15	2015/16
कुल सावा	१,७२२।०५	२,०१५।९३	३,५१३।०१	४,१८७।७१	६,४४७।१८	६,८१३।००
कुल व्याज	१२७३।७१	१५१६।०८	१३७३।६७	१२०३।७९	९,२६।५१	८६७।३१
कुल भुक्तानी	२,९९५।७६	३,५३२।०१	४,८८६।६८	५,३९१।५०	७,३७३।६९	७,६८०।३१
कुल गार्हस्थ उत्पादन*	१३६,६९५।००	१५२,७३४।००	१६९,२६४।००	१९४,१६२।४०	२१२,४६४।९८	२२४,८६९।१०
कुल गार्हस्थ उत्पादनको तुलनामा ऋणको प्रतिशत	२।१९	२।३१	२।८९	२।७८	३।४७	३।४२

चार्ट ५  
कुल गार्हस्थ उत्पादनमा ऋण भुक्तानीको अनुपात



### ३. बैदेशिक ऋण (External Debt)

#### ३.१ बैदेशिक ऋण दायित्व (Outstanding External Debt)

कुल बैदेशिक ऋण दायित्व गत आर्थिक वर्षको तुलनामा यस वर्ष १३ दशमलव २६ प्रतिशतले बढ्न गई रु. ३ खर्ब ८८ अर्ब ७६ करोड २७ लाख ८५ हजार पुगेको छ। नेपाली रुपैयाको बैदेशिक मुद्रासँगको विनिमय दरमा चिनिया युआन र पाउण्ड स्टर्लिङ बाहेक अन्य सबै वैदेशिक ऋण लिइएको मुद्रामा वृद्धि भएको देखिन्छ। फलतः गत आर्थिक वर्षको आर्थिक विवरण तयार गर्दाको समयमा कायम रहेको विनिमयदरको तुलनामा यस वर्षको विनिमय दरमा औसत रु २.६२ ले वृद्धि भएको देखिन्छ। जसमा सबै भन्दा बढि ऋण दायित्व भएको मुद्रा एस डि आर मा रु ८.०५ ले वृद्धि भएको देखिन्छ। आर्थिक वर्ष २०७२/७३ को अन्त्य सम्ममा बैदेशिक ऋण दायित्वको बनौट (Composition) हेर्दा बहुपक्षीय ऋण



रु. ३ खर्व ५२ अर्व ५० करोड ७४ लाख २ हजार अर्थात कुल वैदेशिक ऋणको ९०.६७ प्रतिशत र द्विपक्षीय ऋण रु. ३६ अर्व २५ करोड ५३ लाख ८३ हजार अर्थात कुल वैदेशिक ऋणको ९.३३ प्रतिशत रहेको छ ।

तालिका ६  
वैदेशिक ऋण दायित्वको विवरण

रु हजारमा

आर्थिक बर्ष	२०६८/६९	२०६९/७०	२०७०/७१	२०७१/७२	२०७२/७३
English Year	2011/12	2012/13	2013/14	2014/15	2015/16
कूल जम्मा	३०९,२८७,१३८,१०	३३३,४४१,५१७,००	३४६,८१९,१०१,९९	३४३,२६१,७५७,१७	३८८,७६२,७८५,१३३
बहुपक्षीय जम्मा	२७४,०६३,५४५,१३५	२९९,२९४,८४४,१००	३१३,५९४,१२३,४७	३०८,९१४,८३६,१६	३५२,५०७,४०२,२९
ए.डि.बी	१३५,५८३,५४१,५०	१४३,८१४,५२६,१००	१४६,५६०,०३७,३५	१४०,८३४,९४६,१०६	१५५,९०७,३४१,१२
इ.डि.सी	४१५,१७९,६६	४३९,०६६,१००	४४२,२७९,१२४	३६३,४२९,४६	३४३,१४८,१०५
आइ.डि.ए	१२७,६६३,२७७,९३	१४३,२६२,२६९,१००	१५४,२३२,६४६,४७	१५५,३१०,८७४,१७३	१८२,७९८,१०७,५५
आइफाइ	६,२६८,८०९,४३	६,९५६,६९१,१००	७,०८७,१२०,४०	६,९२८,१७०,१२७	७,५९०,१९६,१४
एन.डी.एफ	२,०९१,५५६,१९	२,४३२,२४६,१००	२,६१८,१५४,५७	२,२६८,६६५,८९	२,३२६,०५९,१५
ओपेक	२,०४१,१७९,६४	२,३९०,०४६,१००	२,६५३,८८५,४४	३,२०८,७४९,१७५	३,५४२,५५०,१२८
द्विपक्षीय जम्मा	३५,२२३,५९२,१७५	३४,१४६,६७३,१००	३३,२२४,९७८,५२	३४,३४६,९२१,०१	३६,२५५,३८३,१०३
अष्ट्रिया	१८०,८४७,४७	१८०,५०७,००	१६१,२७४,२२	११३,२०७,७६	९४,४०२,१८
बेल्जियम	१,२०७,९५२,१५	१,२९३,८९०,१००	१,२६०,२५८,८३	९८२,४०६,१५	९४३,९३६,१४
चिन	२,२८९,७७१,९२	४,३६७,०२७,००	४,८४६,४७२,३३	८,७३१,१८०,४१	८,६०४,८४५,५४
फ्रान्स	१,६७३,११८,२०	१,५५१,३२०,१००	१,२४२,३६९,१३३	७४८,४३०,६९	६१५,५७२,१६
भारत	४,३६४,०७२,६३	५,०१४,८३८,१००	४,८०३,८७२,५९	५,६०५,३५२,३५	६,२०४,२३१,८१
जापान	१९,८२२,६५७,१३	१५,०८६,००१,१००	१३,७८६,७१७,१६	११,४७२,२०८,७९	१२,८३९,४६५,८९
द. कोरिया	४,५४४,४७९,५३	५,५२५,५४४,१००	६,०८६,९५१,६५	५,७०८,००२,१०७	६,०१४,८६१,४८
कुवेती कोष	२८५,१२७,२६	५,५२५,५४४,१००	२५८,३४९,१९४	२२९,०६८,४७	२१६,४७३,८७
रुस	१२३,४५६,२९	५,५२५,५४४,१००	१०६,४८३,८४	११८,३७१,४१	०
साउदी कोष	७३२,११०,१७	५,५२५,५४४,१००	६७२,२२८,६४	६३८,६९२,९०	७२१,५९३,५६

तालिका ७  
बैदेशिक ऋण दायित्वको विवरण

विवरण	प्रतिशतमा				
	२०६८/६९	२०६९/७०	२०७०/७१	२०७१/७२	२०७२/७३
<b>कूल जम्मा</b>	१००	१००	१००	१००	१००
<b>बहुपक्षीय जम्मा</b>	८८६१	८९१७६	९०४८२	८९१९९	९०६७
ए.डि.बी	४३८४	४३१३	४२२६	४१०३	४०१०
इ.इ.सी	०१३	०१३	०१३	०११	०१०
आइ.डि.ए	४१२८	४२९६	४४१४७	४५१२५	४७०२
आइफाड	२०३	२०९	२०४	२०२	१९५
एन.डी.एफ	०६८	०७३	०७५	०६६	०६०
ओपेक	०६६	०७२	०७७	०९३	०९१
<b>द्विपक्षीय जम्मा</b>	१११३९	१०१२४	९१५८	१०१०१	९१३३
अष्ट्रिया	०१०६	०१०५	०१०५	०१०३	०१०२
बेल्जियम	०३९	०३९	०३६	०२९	०२४
चिन	०७४	१३१	१४०	२५४	२२१
फ्रान्स	०५४	०४७	०३६	०२२	०१६
भारत	१४१	१५०	१३९	१६३	१६०
जापान	६४१	४५२	३९८	३३४	३३०
द. कोरिया	१४७	१६६	१७६	१६६	१५५
कुवेती कोष	०१०९	०१०८	०१०७	०१०७	०१०६
रुस	०१०४	०१०३	०१०३	०१०३	०१००
साउदी कोष	०२४	०२२	०१९	०१९	०१९

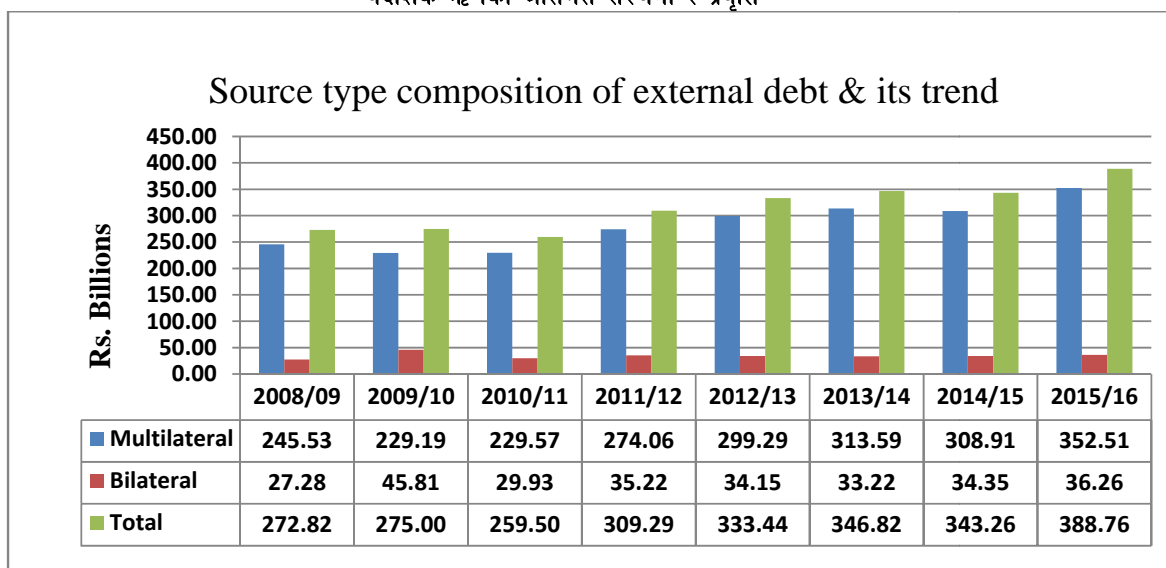
तालिका ८  
वैदेशिक ऋण दायित्वका विभिन्न मुद्राहरुको विनिमयदर

Currency	Exchange rate as on July 16, 2014 (Ashad 31, 2071)	Exchange rate as on July 16, 2015 (Ashad 31, 2072)	Exchange rate as on July 15, 2016 (Ashad 31, 2073)	Increase/ Decrease
SDR	148.30	141.14	149.19	8.05
USD	96.50	101.74	107.33	5.59
DKK	17.51	14.94	15.95	1.01
EUR	131.38	112.14	119.27	7.13
JPY	0.95	0.82	1.02	0.19
KRW	0.09	0.09	0.09	0.01
KUD	340.83	334.90	354.88	19.98
GBP	165.64	158.95	142.08	-16.87
RMB	15.54	16.39	16.05	-0.34
SAR	25.73	27.13	28.62	1.49
		<b>Average increase/decrease</b>		<b>2.62</b>

### ३.२ वैदेशिक ऋण दायित्वको प्रवृत्ति (Trend of Outstanding External Debt)

समग्रमा वैदेशिक ऋण दायित्वको प्रवृत्ति मूल्याङ्कन अवधिमा घटवढ भईरहेको देखिन्छ । गत आर्थिक वर्षको तुलनामा आर्थिक वर्ष २०७२/७३ मा बहुपक्षीय ऋण दायित्व १४ दशमलव ११ प्रतिशतले बढेको र द्विपक्षीय ऋण दायित्व ५ दशमलव ५६ प्रतिशतले बढेको छ । वैदेशिक ऋण दायित्व घटवढ हुनुमा साँवा भुक्तानी र ऋण प्राप्तिका अतिरिक्त विनिमय दरमा हुने परिवर्तन प्रमुख कारकको रुपमा रहेको देखिन्छ ।

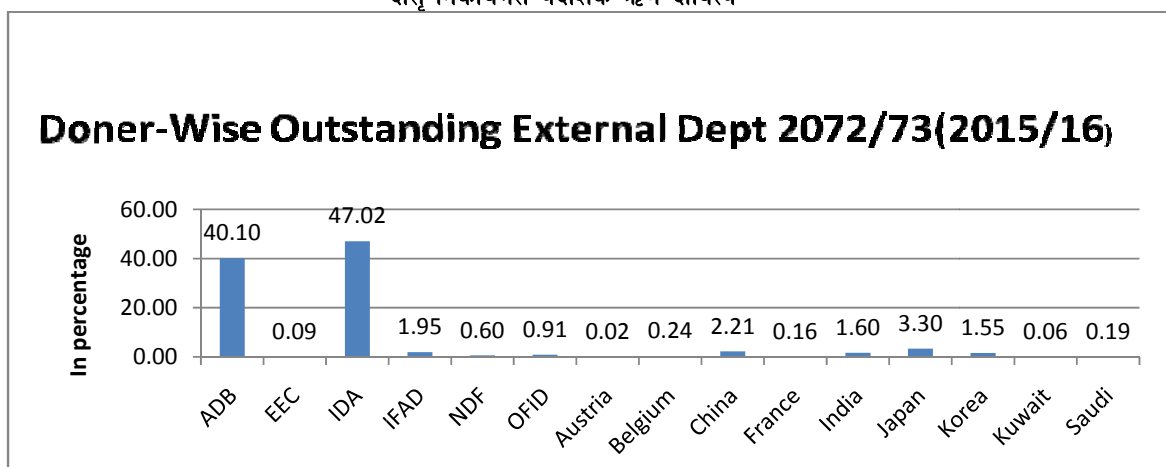
चार्ट ६  
वैदेशिक ऋणको श्रोतगत संरचना र प्रवृत्ति



### ३.३ दातृ निकायगत र मुद्रागत वैदेशिक ऋण दायित्व (Donorwise and currencywise Outstanding External Debt)

आर्थिक वर्ष २०७२/७३ को अन्तमा नेपालको विभिन्न १५ वटा Donor सँग विभिन्न १० वटा सम्झौता मुद्राहरुमा ऋण दायित्व रहेको देखिन्छ । दातृ निकायगत रुपमा हेर्दा वैदेशिक ऋण दायित्वमा अधिकांश अंश बहुपक्षीय श्रोत तर्फको आइ.डि.ए. ( ४७.०२ प्रतिशत) र ए.डि.बी. (४०।१० प्रतिशत) को रहेको छ ।

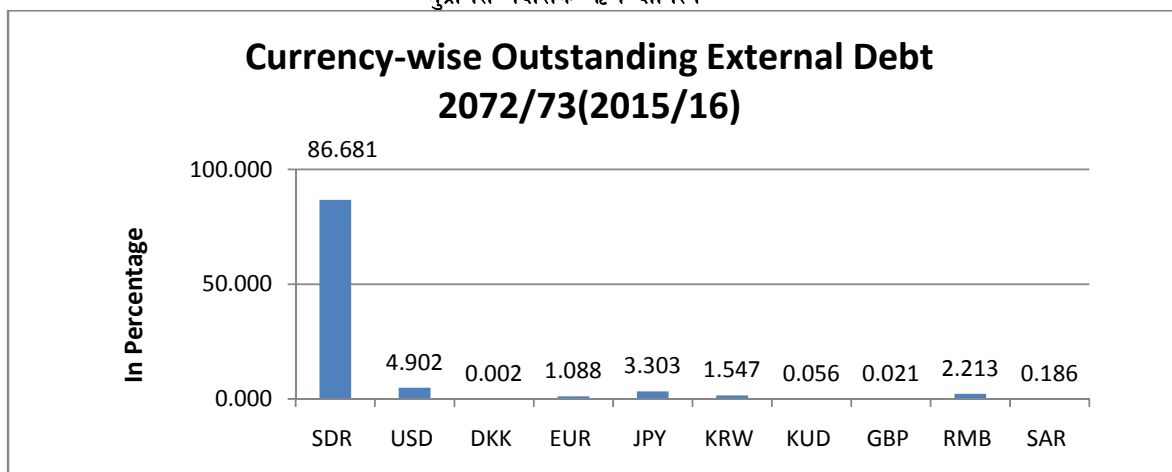
चार्ट ७  
दातृ निकायगत वैदेशिक ऋण दायित्व





मुद्रागत रुपमा भने सबैभन्दा बढी वैदेशिक ऋण दायित्व **SDR** मुद्रा (८६.६८ प्रतिशत) मा रहेको र त्यसपछि क्रमशः अमेरिकी डलर (४.९० प्रतिशत) र जापानी येन (३.३० प्रतिशत) मा रहेको छ। बहुपक्षीय सम्झौतामा ADB, IDA र IFAD सँग SDR मा र OPEC सँग USD मा सम्झौता हुने गरेको छ। SDR मा गरेको सम्झौतामा पनि Payment Currency USD नै हुने गरेको छ।

चार्ट ८  
मुद्रागत वैदेशिक ऋण दायित्व



### ३.४ वैदेशिक ऋण प्राप्ति (Receipt/disbursement of external debt)

आर्थिक वर्ष २०७२/७३ मा रु. ४३ अर्ब ७७ करोड ३९ लाख ६८ हजार बराबरको कूल वैदेशिक ऋण प्राप्ति (Gross Annual Disbursements) भएको छ।

तालिका ९

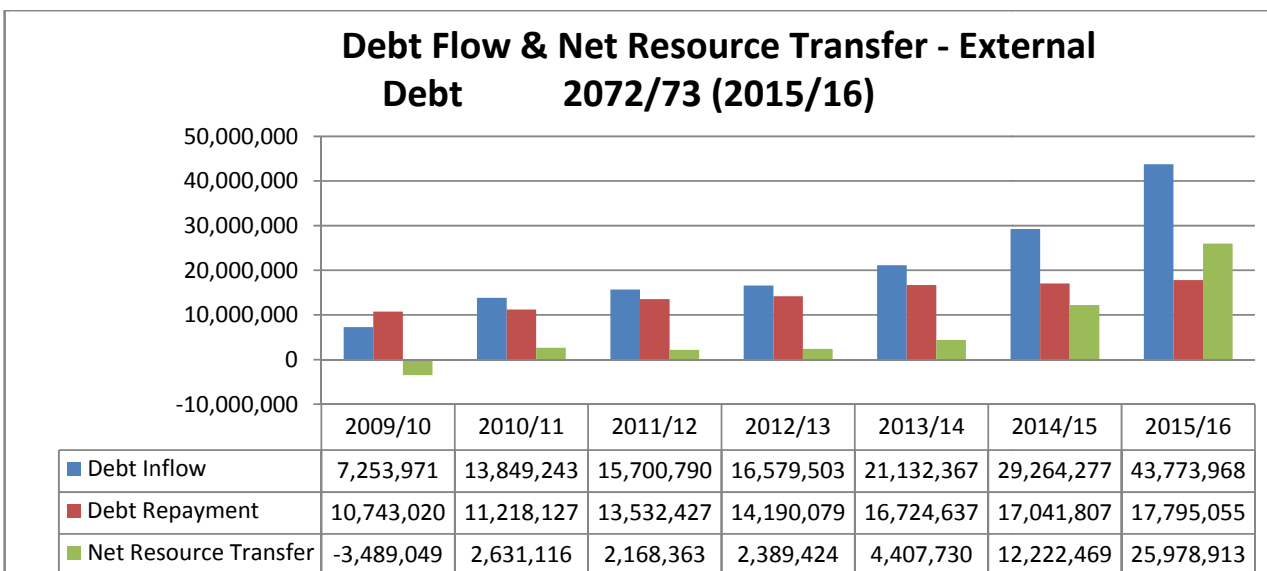
#### वैदेशिक ऋण प्राप्ति तथा श्रोत हस्तान्तरण विवरण

रु हजारमा

आर्थिक वर्ष	ऋण प्राप्ति	सांवा भूक्तानी	खुद श्रोत हस्तान्तरण
२०६३/६४	११,८५६,७९७	७,५३८,७९६	४,३१८,००१
२०६४/६५	८,५७३,९२२	७,८६९,४०४	७०४,५१८
२०६५/६६	७,७६४,२१०	१०,१२०,२५३	(२,३५६,०४३)
२०६६/६७	७,२५३,९७१	१०,७४३,०२०	(३,४८९,०४९)
२०६७/६८	१३,८४९,२४३	११,२१८,१२७	२,६३१,११६
२०६८/६९	१५,७००,७९०	१३,५३२,४२७	२,१६८,३६३
२०६९/७०	१६,५७९,५०३	१४,१९०,०७९	२,३८९,४२४
२०७०/७१	२१,१३२,३६७	१६,७२४,६३७	४,४०७,७३०
२०७१/७२	२९,२६४,२७७	१७,०४१,८०७	१२,२२२,४७०
२०७२/७३	४३,७७३,९६८	१७,७९५,०५५	२५,९७८,९१३

नोट: माथि टेबुलमा उल्लेख गरिएको रकम ऋण प्राप्त भएको मितिमा विद्यमान विनिमयदरको आधारमा गणना गरिएको छ।

चार्ट ९  
बैदेशिक ऋण प्राप्त तथा श्रोत हस्तान्तरण



आर्थिक वर्ष २०७१/७२ को तुलनामा यो वर्षको कूल वैदेशिक ऋण प्राप्त ४९ दशमलव ५८ प्रतिशतले बढेको छ। यस वर्षमा गरिएको सांवा भुक्तानी खर्च रु. १७ अर्ब ७९ करोड ५० लाख ५५ हजारलाई यस वर्ष प्राप्त रकमबाट कट्टा गर्दा खुद वैदेशिक श्रोत हस्तान्तरण रु. २५ अर्ब ९७ करोड ८९ लाख १३ हजार रहेको देखिन्छ अर्थात् यस आर्थिक वर्षको कुल वैदेशिक ऋण प्राप्त रकम वैदेशिक ऋण तिर्न भुक्तानी गरिएको रकम (व्याज वाहेक) भन्दा भण्डै १४६ प्रतिशतले बढि देखिन्छ।

### ३.५ श्रोतगत र दातृ निकायगत बैदेशिक ऋणको प्राप्त (Sourcewise and Donorwise Disbursement)

आर्थिक वर्ष २०७२/७३ मा अधिकांश वैदेशिक ऋण बहुपक्षीय श्रोतबाट प्राप्त भएको छ। यस आर्थिक वर्षमा बहुपक्षीय श्रोतबाट कूल वैदेशिक ऋण प्राप्तको ९५ प्रतिशत अर्थात् रु. ४१ अर्ब ६७ करोड ७१ लाख ८२ हजार प्राप्त भएको छ भने द्विपक्षीय श्रोतबाट रु. २ अर्ब ०९ करोड ६७ लाख ८६ हजार वैदेशिक ऋण प्राप्त भएको देखिन्छ।

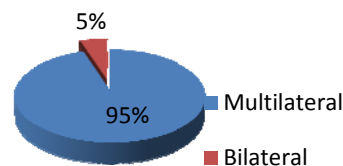
तालिका १०

श्रोतगत र दातृ निकायगत बैदेशिक ऋण प्राप्त विवरण

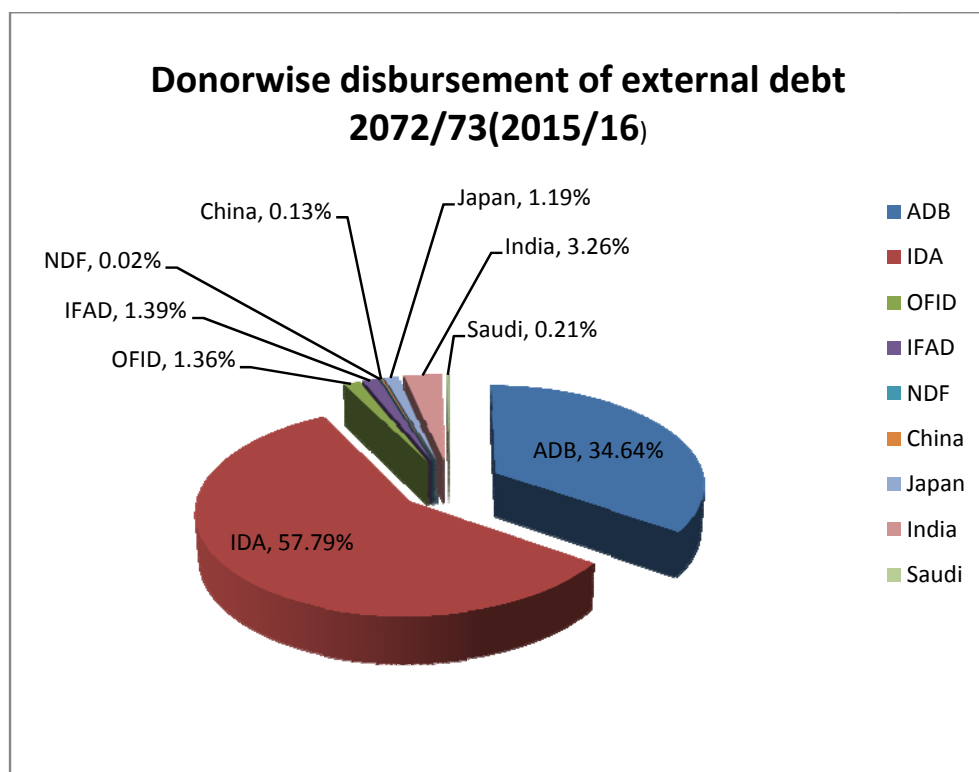
सि.नं.	दातृ निकायको नाम	रकम रु. हजारमा
1	ADB	१५,१६५,४५६।७०
2	IDA	२५,२९५,५८०।२३
3	OFID	५९७,४९८।३९
4	IFAD	६०९,०४२।८९
5	NDF	९,६०३।९९
	<b>बहुपक्षीय जम्मा</b>	<b>४१,६७७,१८२।०४</b>
6	China	५६,६९९।४५
7	Japan	५२१,८५०।८७
8	India	१,४२७,९५७।८५
9	Saudi	९०,२७७।८६
	<b>द्विपक्षीय जम्मा</b>	<b>२,०९६,७८६।०२</b>
	<b>कूल जम्मा</b>	<b>४३,७७३,९६८।०६</b>

चार्ट १०  
श्रोतगत बैदेशिक ऋण प्राप्त

#### Sourcewise disbursement of external debt



चार्ट ११  
दातृ निकायगत बैदेशिक ऋण प्राप्ति



नेपालले विभिन्न ९ दातृ निकायबाट आर्थिक वर्ष २०७२/७३ मा वैदेशिक ऋण प्राप्त गरेको देखिन्छ । उक्त आर्थिक वर्षमा सबैभन्दा बढी वैदेशिक ऋण प्राप्ति आई.डि.ए.(५७.७९ प्रतिशत) प्राप्त भएको छ । त्यसपछि सबैभन्दा बढी ए.डि.वि.(३४.६४ प्रतिशत) बाट प्राप्त भएको देखिन्छ । यसप्रकार आई.डि.ए. र ए.डि.वि. नेपालको मुख्य वैदेशिक ऋणदाताको रूपमा रहेका देखिन्छ ।

### ३.६ बैदेशिक ऋणको प्राप्तिको प्रवृत्ति (Disbursement Trend)

कूल वैदेशिक ऋण प्राप्ति आर्थिक वर्ष २०६७/६८ मा अत्यधिक वृद्धि भई अघिल्लो आर्थिक वर्ष २०६६/६७ को भण्डै दोब्बर भएकोमा त्यसपछि प्रत्येक आर्थिक वर्षमा वृद्धि हुँदै आर्थिक वर्ष २०७२/७३ मा आइपुग्दा रु. ४३ अर्ब ७७ करोड ३९ लाख ६८ हजार पुगेको छ ।

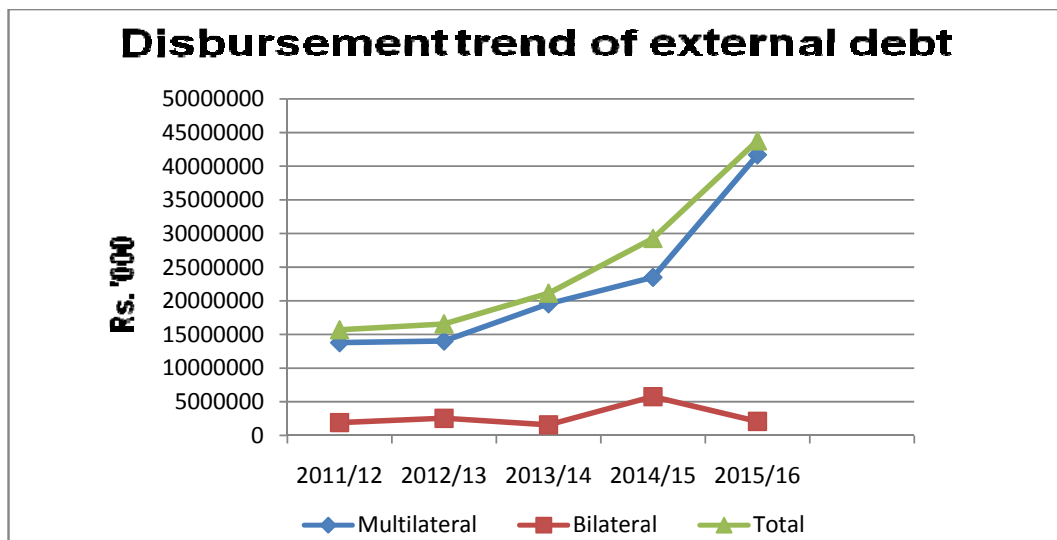
तालिका ११

ऋण प्राप्ति विवरण (बहुपक्षीय र द्विपक्षीय)

रु हजारमा

आर्थिक वर्ष	२०६८/६९	२०६९/७०	२०७०/७१	२०७१/७२	२०७२/७३
English Year	2011/12	2012/13	2013/14	2014/15	2015/16
बहुपक्षीय जम्मा	१३,७८६,२९०।१९	१४,०३१,००९।४४	१९,५५६,९८९।१७	२३,४८९,८५०।३८	४९,६७७,१८२।०४
द्विपक्षीय जम्मा	१,९१४,४९९।४४	२,५४८,४९३।९३	१,५७५,३७७।६७	५,७७४,४२६।१४	२,०९६,७८६।०२
कूल जम्मा	१५,७००,७८९।६२	१६,५७९,५०३।३७	२१,१३२,३६६।८३	२९,२६४,२७६।५३	४३,७७३,९६८।०६
वार्षिक वृद्धि प्रतिशत	१३।३७	५।६०	२७।४६	३८।४८	४९।५८

चार्ट १२  
वैदेशिक ऋण प्राप्ति प्रवृत्ति (बहुपक्षीय तथा द्विपक्षीय)



श्रोतगत प्रवृत्ति हेर्दा द्विपक्षीय वैदेशिक ऋण प्राप्ति आर्थिक वर्ष २०६७/६८ सम्म केही बढ्दै गएको भएपनि आर्थिक वर्ष २०७०/७१ मा आइपुग्दा समग्रमा घट्दै गएको थियो भने आ.व. २०७१/७२ मा पुनः बढेकोमा २०७२/७३ मा पुनः घटेको देखिन्छ । बहुपक्षीय वैदेशिक ऋण प्राप्ति हरेक वर्ष बढ्दै गएकोमा गत २०७१/०७२ को तुलनामा २०७२/०७३ मा उच्च दरले बढेको देखिन्छ । कूल वैदेशिक ऋण प्राप्तिको प्रवृत्ति आर्थिक वर्ष २०६९/७० भन्दा पछाडिका आ. व. मा उच्च दरमा बढ्दो क्रममा रहेको छ ।

### ३.७ सरकारी जमानतको वैदेशिक ऋण (Publicly guaranteed external debt)

ज्योति स्पिनिङ्ग मिल्स लि. का लागि नेपाल सरकारको जमानतमा मार्च ६, १९९० मा सम्झौता भएको एशियाली विकास बैंक को ऋण नं. १००६ का सम्बन्धमा ज्योति स्पिनिङ्ग मिल्स लि. लिक्विडेशनमा गई सो ऋण वापत एशियाली विकास बैंकलाई भुक्तानी गर्नुपर्ने साँवा व्याजको लागि उक्त कम्पनीले नेपाल राष्ट्र बैंक, बैंकिङ्ग कार्यालय, थापाथलीमा रहेको Designated Account for Jyoti Spinning Mills (US dollar) मा रकम जम्मा गरेको र सोही खाताबाट नेपाल सरकारले एशियाली विकास बैंकलाई नियमित रुपमा उक्त ऋणको साँवा तथा व्याज भुक्तानी गर्दै आएको छ । सो खाता नं. आर्थिक वर्ष २०७०/७१ मा परिवर्तन भई ख-६ यु.एस. डलर खाता नं. १२०४५१६/००१.००५.८४० मा परिणत भएको र २०७३ आषाढ मसान्तमा उक्त खातामा २,८८२,३०४।३२ यु.एस. डलर मौज्दात रहेको छ । नेपाल सरकारको खातामा रकम जम्मा भईसकेको र नेपाल सरकारले नै उक्त ऋणको साँवा व्याज नियमित रुपमा भुक्तानी गर्दै आएको हुँदा एशियाली विकास बैंक को ऋण नं. १००६ लाई अलग्गै प्रतिवेदन नगरी नेपाल सरकारको ऋण दायित्वमा नै समावेश गरी प्रतिवेदन गरिएको छ ।

तालिका १२

ज्योति स्पिनिङ मिल्स डलर खाताको विवरण

२०७३ आषाढ मसान्त

अमेरिकी डलर

शुरु मौज्जात (२०७२।०४।०१)	आ.व. २०७२।७३ मा खर्च	वाँकी
३,०३८,६९१।७६	१५६,३८७।४४	२,८८२,३०४।३२

### ३.८ विनिमय दरको परिवर्तनबाट वैदेशिक ऋण दायित्वमा परेको प्रभाव (Impact of exchange fluctuation on external debt)

नेपाल सरकारले लिएको सवै वैदेशिक ऋण वैदेशिक मुद्रामा लिएको र ती मुद्राको विनिमय दरमा हुने परिवर्तनबाट वैदेशिक ऋण दायित्वमा पनि घटवढ हुने गर्दछ । २०७२ आषाढ मसान्तको तुलनामा २०७३ आषाढ मसान्तमा वैदेशिक ऋण दायित्व कायम रहेका मुद्राहरुको विनिमयदरमा सरदर रु. २.६२ ले बढेको देखिन्छ । फलतः वैदेशिक ऋण दायित्वमा रु. १९ अर्ब ५२ करोड २१ लाख १५ हजार बढ्न पुगेको छ ।

तालिका १३

### विनिमयदर परिवर्तनको प्रभाव (Impact of exchange fluctuation)

	Description	Amount Rs.
	Opening debt stock as on 2072 Ashad 31 (July 16, 2015)	343,261,757,171.87
Add:	Receipt during FY 2072/73 (2015/16)	43,773,968,061.95
Deduct:	Repayment during FY 2072/73 (2015/16)	17,795,055,473.50
	To be closing debt stock as on 2073 Ashad 31 (July 15, 2016)	369,240,669,760.32
	Closing debt stock as on 2073 Ashad 31 (July 15, 2016) calculated based on exchange rates of 2073 Ashad 31 (July 15, 2016)	388,762,785,325.30
	Exchange gain (+) /loss (-)	(19,522,115,564.98)

### ३.९ वार्षिक बजेटमा वैदेशिक ऋण प्राप्त लक्ष्य र वास्तविक प्राप्त (Budgeted and actual receipt of external debt)

नेपाल सरकारले वार्षिक बजेटमा लक्ष्य गरेको वैदेशिक ऋण आ.व. २०६५।६६ देखि आ.व. २०७२।७३ सम्मको अवधिमा पूरा हुन सकेको देखिदैन । मूल्याङ्कन अवधिमा आ.व. २०६६।६७ मा सवैभन्दा कम अर्थात् लक्ष्यको ३३.६४ प्रतिशत र आ.व. २०७२।७३ मा सवैभन्दा बढी अर्थात् लक्ष्यको ७४ दशमलव ६८ प्रतिशत वैदेशिक ऋण प्राप्त भएको देखिन्छ । आ.व. २०७२।७३ मा रु. ५८ अर्ब ६१ करोड १४ लाख ६९ हजार वैदेशिक ऋण प्राप्त गर्ने अनुमान रहेकोमा सो को ७४ दशमलव ६८ प्रतिशत अर्थात् रु. ४३ अर्ब ७७ करोड ३९ लाख ६८ हजार प्राप्त भएको देखिन्छ ।

तालिका १४

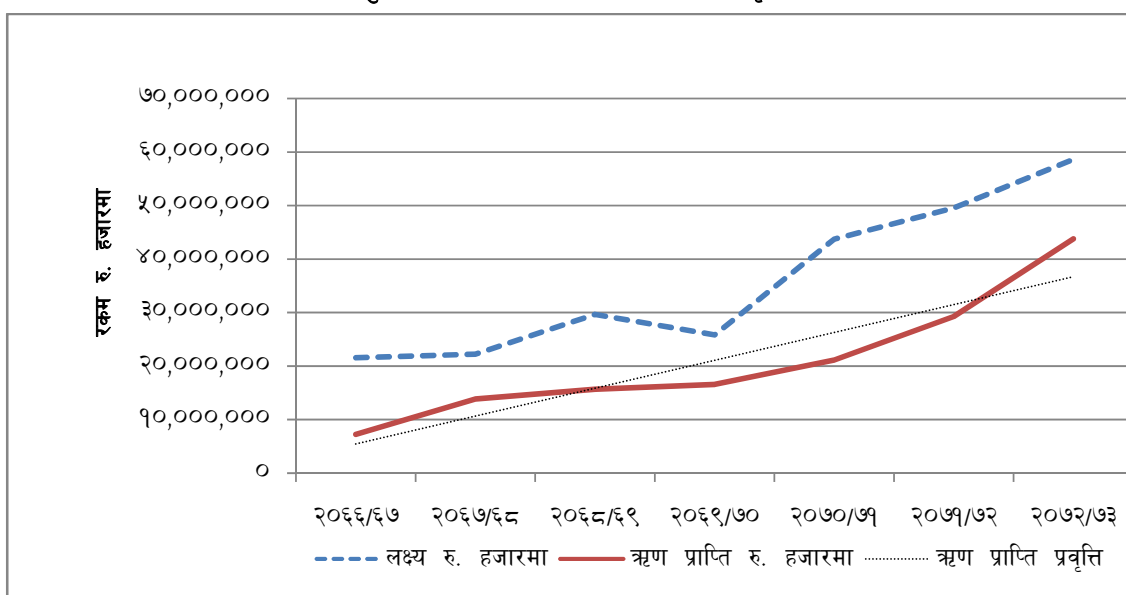
## वार्षिक बजेटमा वैदेशिक ऋण प्राप्ति लक्ष्य र वास्तविक प्राप्ति

आ.व./विवरण	लक्ष्य रु. हजारमा	ऋण प्राप्ति रु. हजारमा	प्राप्ति/लक्ष्य प्रतिशत
२०६५/६६	१८,७००,६००	७,७६४,२१०।४४	४१।५२
२०६६/६७	२१,५६०,६००	७,२५३,९७१।११	३३।६४
२०६७/६८	२२,२३१,४००	१३,८४९,२४३।३८	६२।३०
२०६८/६९	२९,६५०,०००	१५,७००,७८९।६२	५२।९५
२०६९/७०	२५,८३५,४६०	१६,५७९,५०३।३७	६४।१७
२०७०/७१	४३,७०३,८९७	२१,१३२,३६६।८३	४८।३५
२०७१/७२	४९,५२८,७७०	२९,२६४,२७६।५३	५९।०९
२०७२/७३	५८,६११,४६९	४३,७७३,९६८।००	७४।६८

मूल्याङ्कन अवधिमा लक्ष्यको तुलनामा वैदेशिक ऋण ७५ प्रतिशतसम्म मात्र उपयोग हुन सकेको देखिन्छ । यसरी वैदेशिक ऋण कम उपयोग हुनुमा लक्ष्य निर्धारण वस्तुनिष्ठ हुन नसक्नु, सोधभर्ना प्रणालीमा हुने ढिलासुस्ती एवं कमजोर ऋण उपयोग क्षमता, अन्तर निकाय समन्वय कमजोर हुँदा आयोजनाको काम सुचारु हुन नसक्नु आदि जस्ता तत्वहरु जिम्मेवार देखिन्छन् ।

चार्ट नं. १३

## बजेटमा प्रस्तुत वैदेशिक ऋण लक्ष्य र प्राप्ति प्रवृत्ति



वैदेशिक ऋणको वास्तविक प्राप्तिको प्रवृत्ति बढ्दै गएको देखिए तापनि लक्ष्य भन्दा यो निकै तल देखिन्छ । सम्झौता अनुसार वैदेशिक ऋणको उपयोगलाई प्रभावकारी तुल्याउनु आवश्यक देखिन्छ ।

## ४. आन्तरिक ऋण (Internal Debt)

### ४.१ आन्तरिक ऋण दायित्व (Internal debt liability)

आर्थिक वर्ष २०७२/७३ को अन्तमा कुल आन्तरिक ऋण दायित्व (Gross Domestic Debt Stock) गत आर्थिक वर्ष भन्दा १८ दशमलव ५३ प्रतिशतले बढ्न गई रु. २ खर्ब ३९ अर्ब २ करोड ८९ लाख ७५ हजार पुगेको छ । कुल आन्तरिक ऋण दायित्व मध्ये सबै भन्दा बढी ट्रेजरी बिलको अंश रहेको छ । आन्तरिक ऋणको संरचनामा ट्रेजरी बिलको अंश रु.१ खर्ब १६ अर्ब ५ करोड ९१ लाख ७ हजार अर्थात ४८ दशमलव ५५ प्रतिशत रहेको छ । यस मध्ये Discount Basis को ८६.२० प्रतिशत र Interest Basis को १३.८० प्रतिशत रहेको छ । ट्रेजरी बिलहरु सामान्यतया रोल ओभरको माध्यमबाट Maturity अवधि समाप्त हुदाँ साँवा भूक्तानी नगरी पुनः नविकरण गरिन्छ । बजारमा नगद प्रवाहको अवस्था, नेपाल राष्ट्र बैंकको स्वामित्वको ऋणपत्रको आकार आदिको आधारमा ट्रेजरी बिलको साँवा भूक्तानी गर्ने गरिन्छ । राष्ट्रिय बचतपत्र, नागरिक बचतपत्र, विकास ऋणपत्र लक्ष्य अनुसार उठाउन सकिए तापनि बैदेशिक रोजगार बचतपत्र गत आर्थिक वर्षमा भन्दा वृद्धि भएको छ तर पनि लक्ष्य अनुसार उठाउन सकिएको छैन ।

तालिका १५


#### आन्तरिक ऋण दायित्वको विवरण

रु हजारमा

ऋणपत्रको नाम	२०६७/६८	२०६८/६९	२०६९/७०	२०७०/७१	२०७१/७२	२०७२/७३
कुल जम्मा	१८४,१२८,७४७	२१३,९२०,५६२	२११,८७२,७६१	२०६,६८८,५९५	२०१,६५६,८४०	२३९,०२८,९७५
राष्ट्रिय बचतपत्र	१०,६८०,०००	१५,६८०,०००	१,५६८,०००	१६,५८६,४८०	१६,५८६,४८०	९०६,४८०
नागरिक बचतपत्र	४,६२२,८९४	४,१२३,०५७	३,१८३,८०७	१,५१६,७४६	३,०५६,१७६	७,८०६,१७६
विकास ऋणपत्र	४३,५१९,४००	५७,५१९,४००	५१,६१०,९००	४७,११०,९००	५७,०७०,०००	१०८,९००,०००
बैदेशिक रोजगार बचत पत्र	७,३८०	१६,०४०	५८,८९५	१३५,३१०	२१५,०२५	४८६,१६०
विशेष ऋण पत्र	१५८,०३३	१५७,६००	-	-	-	-
ब्याजमा आधारित ट्रेजरी बिल	२७,४६८,९३२	११०,१५५,१७५	२१,४६८,९३३	२१,४६८,९३३	२१,४६८,९३३	१६,०१९,९३२
वट्टा दरमा आधारित ट्रेजरी बिल	९२,८७१,७५०	२१,४६८,९३२	११४,९९९,१७५	११४,९९९,१७५	९८,३८९,१७५	१००,०३९,१७५
अन्तराष्ट्रिय मुद्रा कोष मूल्य समायोजन	४,८००,३५८	४,८००,३५७	४,८७१,०५१	४,८७१,०५१	४,८७१,०५१	४,८७१,०५१



चार्ट १४  
विभिन्न ऋणपत्रहरूको संरचना



ट्रेजरी बिल, राष्ट्रिय बचतपत्र, नागरिक बचतपत्र, विकास ऋणपत्र, बैदेशिक रोजगार बचत पत्र र अन्तराष्ट्रिय मुद्रा कोष मूल्य समायोजन वण्ड (IMF Value Adjustment Bond) वापत उठाईएको आन्तरिक ऋण दायित्व क्रमशः ४८.५५%, ०.३८%, ३.२७%, ४५.५६%, ०.२०% र २.०४% रहेको छ । कुल आन्तरिक ऋण दायित्वको सबै भन्दा ठूलो भाग ओगटेको ट्रेजरी बिल बट्टादर (Discount Based) मा उठाउने गरिएको छ । नेपाल राष्ट्र बैंकको स्वामित्वमा रहेको ट्रेजरी बिल भने निश्चित व्याजदर (Interest Based) को आधारमा जारी हुने गर्दछ ।

नेपालमा ट्रेजरी बिल अल्पकालीन अवधिको लागि अर्थात् एक वर्ष भन्दा कम अवधिको लागि उठाईएको छ । यसरी उठाईएको ट्रेजरी बिल मध्ये ३६४ दिनको ट्रेजरी बिल सबैभन्दा बढी अर्थात् कूल ट्रेजरी बिलको ५१ प्रतिशत रहेको छ । जसमध्ये व्याजमा आधारित १४ प्रतिशत रहेको छ । सबैभन्दा कम अवधिको ट्रेजरी बिल ९१ दिनको रहेको र यो कूल ट्रेजरी बिलको ३७ प्रतिशत रहेको छ । त्यसैगरी १८२ दिनको ट्रेजरी बिलको अंश सबैभन्दा कम १२% रहेको छ ।

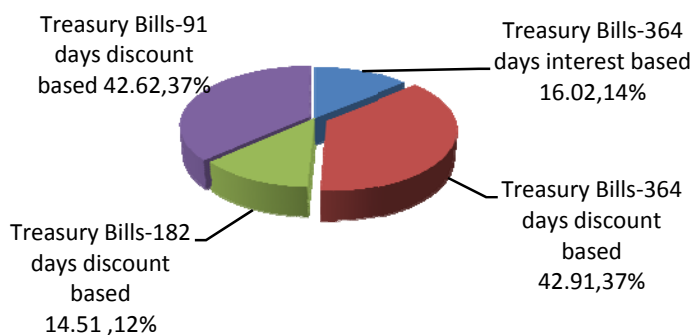
तालिका १६

**ट्रेजरी बिलको विवरण (आ.व.२०७२/७३)**

Description	Amount in Rs.
Treasury Bills-364 days interest based	16,019,932,474.25
Treasury Bills-364 days discount based	42,911,800,000.00
Treasury Bills-182 days discount based	14,509,175,000.00
Treasury Bills-91 days discount based	42,618,200,000.00

चार्ट १५  
ट्रेजरी बिलको संरचना

### Structure of Treasury Bills (In Rs. billions and percent)



#### ४.२ आन्तरिक ऋण प्राप्ति (Receipt of internal debt)

आर्थिक वर्ष २०७२।७३ मा वार्षिक बजेट खर्चको न्यून पूर्तिका लागि नगद श्रोत प्रवाह Cash Inflows को रुपमा आन्तरिक ऋणबाट रु. ८८ अर्ब उठाउने लक्ष्य लिइएकोमा विभिन्न ऋणपत्र तथा ट्रेजरी बिलहरुको माध्यमबाट रु. ८७ अर्ब ७७ करोड ४५ लाख १५ हजार उठाइयो। आर्थिक वर्ष २०७१।७२ को तुलनामा यस वर्षको आन्तरिक ऋण प्राप्ति १०६.९० प्रतिशतले बढेको छ।

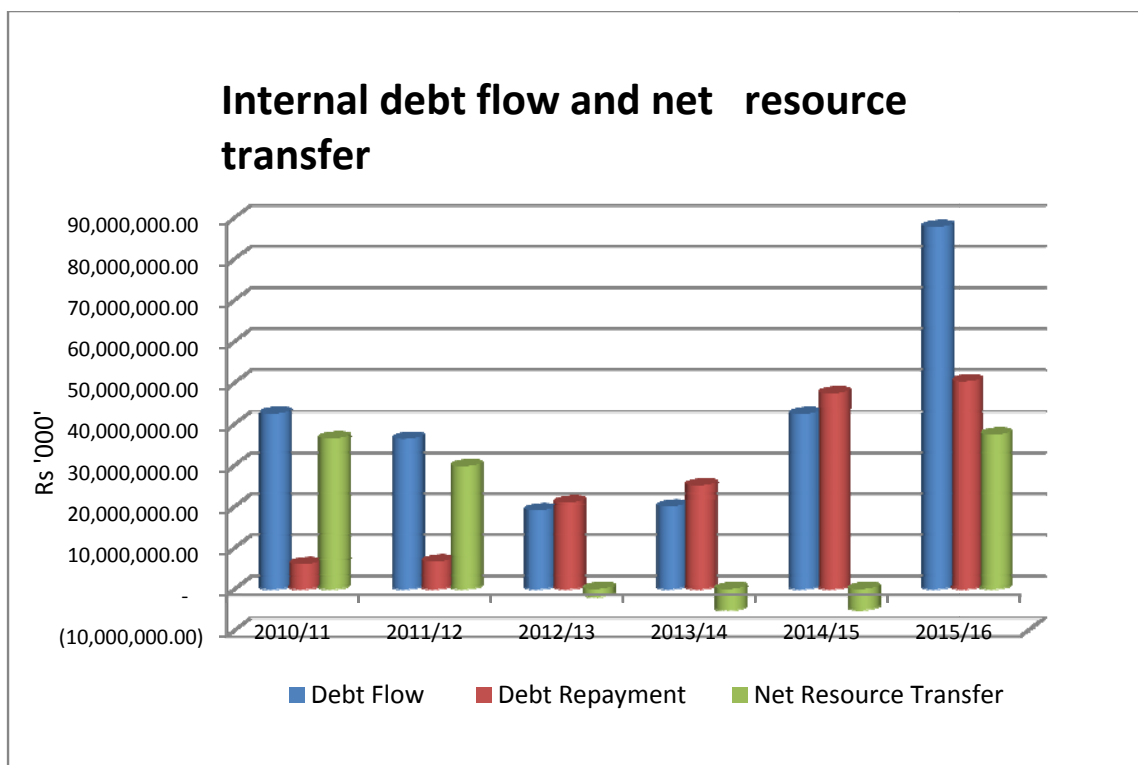
तालिका १७

#### आन्तरिक ऋण प्राप्ति तथा श्रोत हस्तान्तरण विवरण

रु हजारमा

आर्थिक वर्ष	ऋण प्राप्ति	साँवा भुक्तानी	खुद श्रोत हस्तान्तरण
२०६५।६६	१८,४१७,०६१	८,७१३,८५८	९,७०३,२०२
२०६६।६७	२९,९१०,०००	७,६८९,३०१	२२,२२०,६९९
२०६७।६८	४२,५१५,७७५	६,००२,३९१	३६,५१३,३८४
२०६८।६९	३६,४१८,६५१	६,६२६,८३६	२९,७९१,८१५
२०६९।७०	१९,०४२,८५५	२०,९४०,०९२	(१,८९७,२३७)
२०७०।७१	१९,९८२,८९५	२५,१५२,४५१	(५,१६९,५५६)
२०७१।७२	४२,४२३,१४५	४७,४२९,९८५	(५,००६,८४०)
२०७२।७३	८७,७७४,५१५	५०,३३४,९४७	३७,४३९,५६८

चार्ट १६  
आन्तरिक ऋण प्राप्ति तथा श्रोत हस्तान्तरण



आर्थिक वर्ष २०७२/७३ मा आन्तरिक ऋण प्राप्ति रकम (Domestic Borrowings) रु. ८७ अर्ब ७७ करोड ४५ लाख १५ हजार रहेको र आन्तरिक ऋणको साँवा (Total Domestic Debt Repayment) मा रु. ५० अर्ब ३३ करोड ४९ लाख ४७ हजार भुक्तानी गरिएको छ । फलतः खुद आन्तरिक श्रोत हस्तान्तरण (Net Internal Resource Transfer) रु. ३७ अर्ब ४३ करोड ९५ लाख ६८ हजार धनात्मक रहेको छ । आन्तरिक ऋण प्राप्तिको प्रवृत्ति हेर्दा आर्थिक वर्ष २०६७/६८ सम्म आन्तरिक ऋण प्राप्ति बढ्दै गएको, त्यसपछिका वर्षहरूमा आर्थिक वर्ष २०७१/७२ सम्म घट्दै गएकोमा पुनः आर्थिक वर्ष २०७२/७३ बाट बढेको देखिन्छ ।

#### ४.३ ऋणपत्रको तुलनात्मक प्रचलित व्याजदर (Comparison of prevailing interest rates)

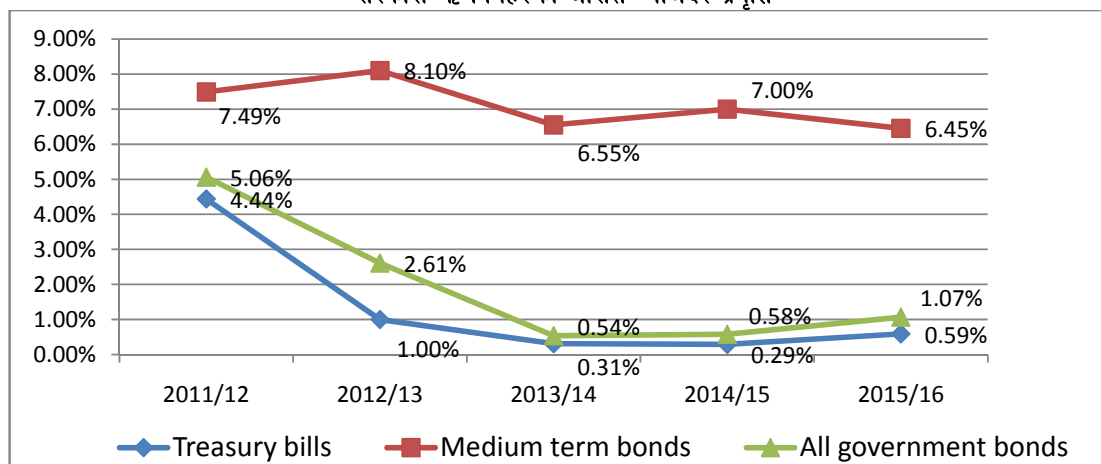
- आर्थिक वर्ष २०७१/७२ मा विभिन्न सरकारी ऋणपत्रहरूको औसत व्याजदर ०.५८ प्रतिशत रहेकोमा आर्थिक वर्ष २०७२/७३ मा १.०७ प्रतिशतमा पुगेको छ । आन्तरिक ऋणपत्रहरू मध्ये ट्रेजरी बिलको औसत व्याजदर करीव ०.५९ प्रतिशत रहेको छ भने अन्य ऋणपत्रहरूको औसत व्याजदर ६.४५ प्रतिशत रहेको देखिन्छ । न्यून बजेट पूर्तिको लागि उठाईएको आन्तरिक ऋण अल्पकालीन (Short Term) र मध्यकालीन (Medium Term) गरी दुई प्रकारका रहेका छन् । अल्पकालीन ऋणपत्रमा साधारणतया ट्रेजरी बिल रहेको छ ।
- अल्पकालीन ऋण ट्रेजरी बिलबाट उठाइने गरिएको छ । ट्रेजरी बिलहरू पनि ९१ दिने, १८२ दिने र ३६४ दिने गरी तीन प्रकारका छन् । आन्तरिक ऋणमा उल्लेख्य हिस्सा ओगट्ने ट्रेजरी बिलतर्फ ९१ दिने ट्रेजरी बिलमा व्याजदर ०.२० प्रतिशतको हाराहारी रहेकोमा ३६४ दिने ट्रेजरी बिलमा ०.७८ प्रतिशतको हाराहारी पुगेको छ । ट्रेजरी बिलहरू Rollover हुँदा आर्थिक वर्षको विभिन्न अवधिमा डिस्काउण्ट दरमा ठूलो परिवर्तन आएको पाइन्छ ।

- मध्यकालीन ऋण राष्ट्रिय बचतपत्र, नागरिक बचतपत्र, विकास ऋणपत्र, वैदेशिक रोजगारपत्र जस्ता उपकरणहरु मार्फत उठाउने गरिएको छ ।
- छोटो अवधिको ऋणपत्र लागतका दृष्टिले मितव्ययी देखिए पनि अन्तर्राष्ट्रिय प्रचलन अनुसार अल्पकालीन भन्दा दीर्घकालीन ऋणपत्र उपयुक्त मानिन्छ ।
- मध्यकालीन ऋणपत्रमा न्युनतम औसत व्याजदर ४.६१ प्रतिशत देखि अधिकतम औसत ९ प्रतिशत सम्म रहेको देखिन्छ ।
- अल्पकालीन ऋणको व्याजदर आ.ब. २०७१/७२ मा ०.२९ प्रतिशत रहेकोमा यस आ.ब.मा ०.५९ प्रतिशतमा वृद्धि भएको देखिन्छ भने मध्यमकालीन ऋणपत्रको व्याजदर आ.ब. २०७१/७२ मा ७ प्रतिशत बाट घटेर यस आ.ब.मा ६.४५ प्रतिशत पुगेको छ ।

तालिका १८  
आन्तरिक ऋणको औसत व्याजदर

S.N	Government Bond Type	Average interest rate (in %)				
		2068/69	2069/70	2070/71	2071/72	2072/73
		2011/12	2012/13	2013/14	2014/15	2015/16
1	Treasury Bills 364 days interest based	7.60	2.94	2.70	0.76	0.78
2	Treasury Bills 364 days discount based	7.38	2.58	0.74	0.77	1.22
3	Treasury Bills 182 days discount based	5.55	1.02	0.23	0.34	0.66
4	Treasury Bills 91 days discount based	3.27	0.44	0.03	0.09	0.20
5	Treasury Bills 28 days discount based	1.14	0.10	0.01	0.01	0.00
	<b>Average of Treasury Bills</b>	<b>4.44</b>	<b>1.00</b>	<b>0.31</b>	<b>0.29</b>	<b>0.59</b>
6	Rastriya Bachatpatra	6.74	9.46	8.00	No new issue	No new issue
7	Nagarik Bachat Patra	7.64	7.87	No new issue	8.00	8.00
8	Development Bond	7.41	7.69	3.37	3.23	4.61
9	Special Loan	6.00	7.00	0.00	0.00	0.00
10	Foregin Employment Bond	10.13	10.36	9.00	9.00	9.00
	<b>Average of Medium Term Bonds</b>	<b>7.49</b>	<b>8.10</b>	<b>6.55</b>	<b>7.00</b>	<b>6.45</b>
	<b>Average of all Government Bonds</b>	<b>5.06</b>	<b>2.61</b>	<b>0.54</b>	<b>0.58</b>	<b>1.07</b>

चार्ट १७  
सरकारी ऋणपत्रहरुको औसत व्याजदर प्रवृत्ति



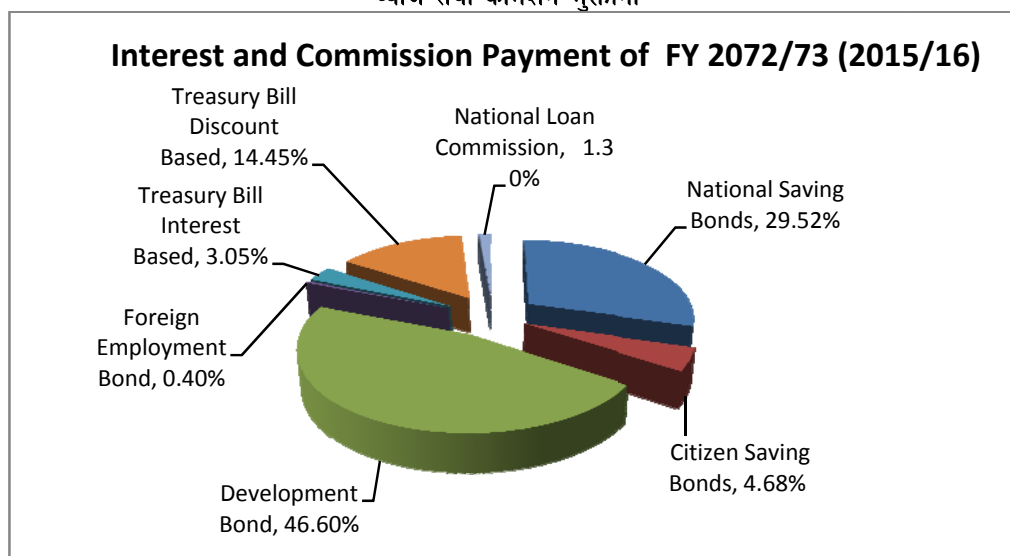
- आन्तरिक ऋणतर्फ सरकारी ऋणपत्रहरुको औसत व्याजदर प्रवृत्ति हेर्दा अल्पकालीन ऋणपत्र अर्थात् ट्रेजरी बिलमा अत्यधिक रुपमा व्याजदर घट्दै गएकोमा यस आर्थिक वर्ष २०७२/७३ मा गत आर्थिक वर्ष को तुलनामा दोब्बर भन्दा बढीले बढेको छ। यसले गर्दा अल्पकालीन ऋणको लागत उल्लेख बढेको छ। त्यस्तै मध्यमकालीन ऋणपत्रहरुको व्याजदर गत आ.व.को तुलनामा आर्थिक वर्ष २०७१/७२ मा बढेको भए पनि यस आर्थिक वर्षमा ० दशमलव ५५ प्रतिशतले घटेको देखिन्छ।

#### ४.४ व्याज तथा कमिशन भुक्तानी (Payment of interest and commission)

तालिका १९  
व्याज तथा कमिशन भुक्तानी

Description	Amount in Rs.
Rastriya Bachat Patra	1,582,768,850.00
Nagarik Bachat Patra	250,783,802.56
Development Bond	2,499,000,000.00
Foreign Employment Bond	21,192,105.00
Treasury Bill Interest Based	163,421,513.99
Treasury Bill Discount Based	775,078,296.10
National Loan Commission	69,916,052.51
<b>Total Interest and Commission</b>	<b>5362160620.16</b>

चार्ट १८  
व्याज तथा कमिशन भुक्तानी



आर्थिक वर्ष २०७२/७३ मा आन्तरिक ऋण तर्फ रु ५ अर्ब ३६ करोड २१ लाख ६० हजार व्याज तथा कमिशन भुक्तानी गरियो जसमध्ये सबैभन्दा बढि व्याज ४६.६० प्रतिशत विकास ऋणपत्रको लागि भुक्तानी भएको छ। त्यसपछि २९.५२ प्रतिशत राष्ट्रिय वचत पत्रमा र १७.५० प्रतिशत ट्रेजरी बिलको लागि भुक्तानी गरिएको छ, यस आर्थिक वर्षमा ट्रेजरी बिलको व्याजदर वृद्धि भएको देखिए पनि व्याज भुक्तानी भएको रकम

भने केही घटेको छ । अन्य ऋणपत्रहरु मध्ये राष्ट्रिय ऋण कमिशनमा १.३० प्रतिशत, नागरिक बचत पत्रमा ४ दशमलव ६८ प्रतिशत र वैदेशिक रोजगार वचतपत्रमा ० दशमलव ४० प्रतिशत व्याज भुक्तानी गरिएको छ ।

#### ४.५ आन्तरिक ऋण लक्ष्य र प्राप्ति प्रवृत्ति (Budgeted and actual receipt trend of internal debt)

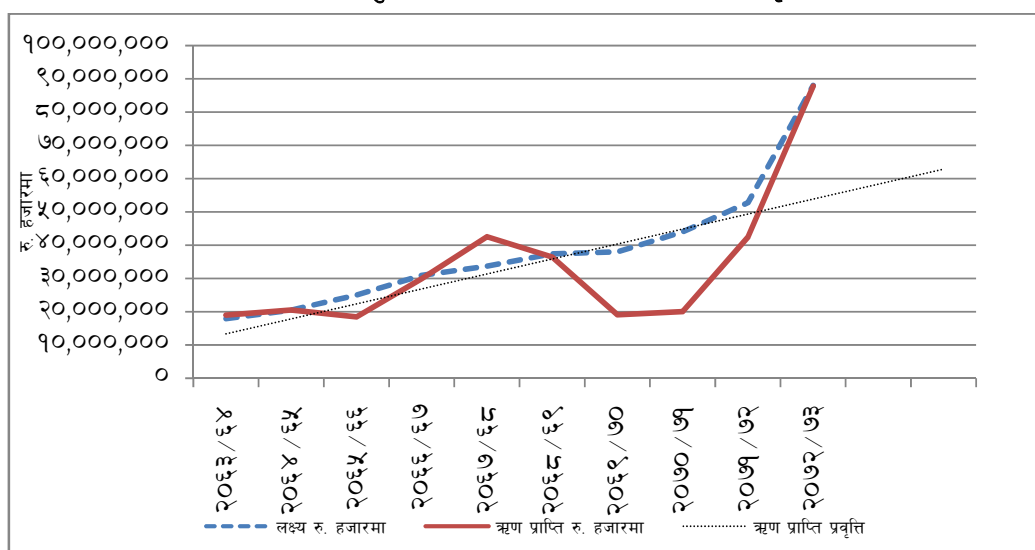
विगत १० आर्थिक वर्षमा आन्तरिक ऋण प्राप्ति को प्रवृत्ति हेर्दा आर्थिक वर्ष २०६२/६३, २०६३/६४ र २०६७/६८ मा लक्ष्य भन्दा बढी आन्तरिक ऋण उठाइएको देखिन्छ भने आर्थिक वर्ष २०६५/६६, २०६६/६७, २०६८/६९, २०६९/७०, २०७०/७१ र २०७१/७२ मा लक्ष्य भन्दा कम आन्तरिक ऋण उठाइएको देखिन्छ ।

तालिका १६  
बजेटमा प्रस्तुत आन्तरिक ऋण लक्ष्य र प्राप्ति

आर्थिक वर्ष/विवरण	लक्ष्य रु. हजारमा	ऋण प्राप्ति रु. हजारमा	प्राप्ति/लक्ष्य प्रतिशत
२०६२/६३	११,८५०,०००	१४,४७२,९४४	१२२
२०६३/६४	१७,९००,०००	१८,९६३,३०८	१०६
२०६४/६५	२०,५००,०००	२०,४९६,४०३	१००
२०६५/६६	२५,०००,०००	१८,४१७,०६१	७४
२०६६/६७	३०,९१०,०००	२९,९१०,०००	९७
२०६७/६८	३३,६८०,०००	४२,५१५,७७५	१२६
२०६८/६९	३७,४१०,०००	३६,४१८,६५१	९७
२०६९/७०	३८,०००,०००	१९,०४२,८५५	५०
२०७०/७१	४४,०००,०००	१९,९८२,८९५	४५
२०७१/७२	५२,७५०,०००	४२,४२३,१४५	८०
२०७२/७३	८८,०००,०००	८७,७७४,५१५	१००

विगत १० वर्षको तथ्यांक हेर्दा लक्ष्य अनुरूप सवैभन्दा कम प्राप्ति आर्थिक वर्ष २०७०/७१ मा ४५ प्रतिशत अर्थात् रु.१९ अर्ब ९८ करोड २८ लाख ९५ हजार रहेको र सवैभन्दा बढी प्राप्ति आर्थिक वर्ष २०६७/६८ मा १२६ प्रतिशत अर्थात् रु.४२ अर्ब ५१ करोड ५७ लाख ७५ हजार रहेको देखिन्छ । आर्थिक वर्ष २०६४/६५ र २०७२/७३ मा लक्ष्यकै हाराहारीमा आन्तरिक ऋण उठाइएको देखिन्छ ।

चार्ट नं. १९  
बजेटमा प्रस्तुत आन्तरिक ऋण लक्ष्य र प्राप्ति प्रवृत्ति



विगत १० वर्षमा आन्तरिक ऋण प्राप्त लक्ष्य भन्दा घटबढ भइरहेको देखिन्छ । समग्रमा विगत १० वर्षमा आन्तरिक ऋण प्राप्त प्रवृत्ति आर्थिक वर्ष २०७०।७१ सम्म घटबढ भइरहेको देखिए पनि आर्थिक वर्ष २०७१।७२ बाट आन्तरिक ऋण प्राप्त वृद्धि हुदै जानुमा नेपाल सरकारले उठाउने लक्ष्य बढाउनु र सोही अनुसार प्राप्त हुँदा ऋणको अंश बढ्दै गएको देखिन्छ ।

#### ४.६ अन्तर्राष्ट्रिय मुद्रा कोष मूल्यांकन समायोजन (IMF Valuation Adjustment)

ब्रेटन उड्स सम्झौता बमोजिम नेपाललाई अन्तर्राष्ट्रिय द्रव्य कोष र अन्तर्राष्ट्रिय पुनर्निर्माण एवं विकास बैङ्कको सदस्यता प्रदान भए पछि IMF कोषमा नेपालको कोटा र शेयरमा हुने वृद्धि, समायोजन वा नेपाल सरकारको तर्फबाट समय समयमा सो कोष र बैङ्कलाई भुक्तानी गर्नु पर्ने रकमहरू नेपाल सरकारको सञ्चित कोषबाट भुक्तानी गर्ने अधिकार अर्थ मन्त्रीलाई हुने कानूनी प्रावधान रहेको छ । उक्त प्रावधान अनुसार IMF कोषमा नेपालको कोटा अनुरूपको रकम IMF को खातामा नेपाली रुपैयाँमा रहने गर्दछ । हरेक वर्ष अप्रिल ३० का दिन IMF ले एस.डि.आर. र नेपाली रुपैयाँको मूल्याङ्कन गर्ने गर्दछ । यसरी मूल्याङ्कन गर्दा रु. १ बराबर अघिल्लो वर्ष भन्दा बढी एस.डि.आर भएमा IMF बाट बढी भएको रकम नेपाललाई फिर्ता हुन्छ भने कम हुन गएमा कोटा अनुरूप कम भएको रकम नेपालले तिर्नुपर्ने हुन्छ । यसरी नेपालले IMF कोषमा तिर्नुपर्ने रकम नगर्दै वा नेपाल राष्ट्र बैंकको नाममा (In Favour of NRB) माननीय अर्थमन्त्रीज्यूले Promissory Note जारी (Issue) गरिदिने व्यवस्था छ ।

आर्थिक वर्ष २०६९।७० को अप्रिल ३०, २०१३ मा भएको IMF Valuation Adjustment बापत नगद रु.१ अर्ब १५ करोड ५ लाख २० हजार ६ सय १४ रुपियाँ पैसा ९९ मात्र, आर्थिक वर्ष २०७१।७२ मा १ अर्ब ३३ करोड १३ लाख ७९ हजार ९ सय २५ रुपियाँ र पैसा ६५ मात्र र यस आर्थिक वर्षमा ८१ करोड ९८ लाख गरी जम्मा रु.३ अर्ब ३० करोड १७ लाख ५ सय ४० रुपियाँ र पैसा ६४ मात्र रकम नेपाल राष्ट्र बैंक मार्फत अन्तर्राष्ट्रिय मुद्रा कोषलाई भुक्तानी गरिएको छ ।

IMF Valuation Adjustment बापत नेपाल सरकारबाट अन्तर्राष्ट्रिय मुद्रा कोषलाई तिर्नुपर्ने रकमका लागि ब्रेटन उड्स सम्झौता ऐन, २०१८ अनुरूप नेपाल राष्ट्र बैंकको नाममा जारी ऋणपत्रहरूको कूल रकम २०७२ आषाढ महिना सम्म रु.४ अर्ब ८७ करोड १० लाख ५१ हजार रहेको र सो रकममा आर्थिक वर्ष २०७२।७३ मा कुनै परिवर्तन आएको छैन ।



## ४.७ ऋणपत्रको स्वामित्व अवस्था अन्तर्राष्ट्रिय मुद्रा कोष समायोजन बाहेक (Ownership Structure Of Government Securities excluding IMF Value Adjustment)

तालिका १७

ऋणपत्रको स्वामित्व अवस्था (रु. लाखमा)

स्वामित्व	ट्रेजरी वील	विकास ऋणपत्र	राष्ट्रिय बचत पत्र	नागरिक ब.प.	बैदेशिक रोजगार ऋण पत्र	जम्मा	प्रतिशत
नेपाल राष्ट्र बैंक	१६०,९९९.३२	-	१३.००	३,०७५.५१	०.१०	१६४,०८७.९३	७.०१
वाणिज्य बैंकहरु	९७८,९९५.२५	७९०,६३५.००	-	-	-	१,७६९,६३०.२५	७५.५७
विकास बैंकहरु	४,४४४.००	५१,१६६.५०	-	-	-	५५,६१०.५०	२.३७
वित्तीय संस्थाहरु	१,११५.००	३७,३३५.२५	-	-	-	३८,४५०.२५	१.६४
कर्मचारी संचय कोष	-	१३९,०००.२५	-	-	-	१३९,०००.२५	५.९४
नागरिक लगानी कोष	-	१२,०५८.७५	-	-	-	१२,०५८.७५	०.५१
बीमा कम्पनीहरु	-	४५,५२४.५०	-	-	-	४५,५२४.५०	१.९४
नेपाल टेलीकम	-	-	-	-	-	-	-
निवृत्तभरण कोष र अन्य	-	९,९७२.२५	-	-	-	९,९७२.२५	०.४३
सर्वसाधारण	-	२९.५०	७,०१७.८०	७४,२७८.७५	४,८६०.००	८६,१८६.०५	३.६८
बजार निर्माता	-	-	३४.००	७०७.५०	१.५०	७४३.००	०.०३
अन्य	१५,०३७.५०	३,२७८.००	२,०००.००	-	-	२०,३१५.५०	०.८७
जम्मा	१,१६०,५९१.०७	१,०८९,०००.००	९,०६४.८०	७८,०६१.७६	४,८६१.६०	२,३४१,५७९.२३	१००.००

श्रोत: ने.रा.बैंक

सरकारी ऋणपत्रहरुको अधिकांश स्वामित्व वाणिज्य बैंकहरुमा निहित रहेको देखिन्छ । वाणिज्य बैंकहरुको स्वामित्वमा ७५ प्रतिशत भन्दा बढी र सर्वसाधारणको स्वामित्वमा ४ प्रतिशत भन्दा कम ऋणपत्रहरु रहनुले सरकारी ऋणपत्रहरु सर्वसाधारणको पहुँच भन्दा निकै टाढा रहेको अवस्था देखिन्छ ।

## ५. नयाँ आयामहरु (Recent Initiatives)

- नेपाल सरकारको सार्वजनिक ऋण व्यवस्थापन सम्बन्धि सम्पूर्ण कार्य सम्पादन गर्ने गरी सार्वजनिक ऋण व्यवस्थापन कार्यालय (Public Debt Management Office) को कार्य गर्ने गरी अर्थ मन्त्रालयमा सार्वजनिक ऋण व्यवस्थापन महाशाखा स्थापनाको गृहकार्य शुरु भएको छ ।
- अर्थ मन्त्रालय अन्तर्गत संचालित Capital Market and Infrastructure Capacity Support Project बाट नेपाल सरकारको सार्वजनिक ऋण व्यवस्थापन सम्बन्धी सम्पूर्ण हिसाब अभिलेख र प्रतिवेदनहरुको डाटाबेसलाई अन्तर्राष्ट्रिय स्तरको बनाउने तर्फ अन्तर्राष्ट्रिय स्तरको सफ्टवेयर खरीद गर्ने गृहकार्य भइरहेको छ ।
- आन्तरिक तथा वाह्य ऋणको अभिलेख, लेखाङ्कन, प्रतिवेदन, प्रक्षेपण आदि प्रयोजनका लागि हाल भएको सफ्टवेयरमा सुधार गरी Local Software विकासको कार्य पूरा भई परीक्षणको क्रममा रहेकोमा केहि प्रतिवेदनमा सुधार गर्नु पर्ने देखिएकोले सुधारको कायै भइरहेको छ ।

- आर्थिक वर्ष २०७१/७२ देखि नेपाल सरकारको त्रैमासिक ऋण स्थिति (Quarterly Debt Position of Government of Nepal) त्रैमासिक अवधि भुक्तान भएको एक महिनाभित्र वेभसाइटमा प्रकाशन गर्न शुरुवात गरिएको छ । गत आर्थिक वर्ष देखि सार्वजनिक ऋणको वार्षिक प्रतिवेदनलाई वेभसाइटमा राखी सार्वजनिक गर्ने नीतिलाई निरन्तरता दिइएको छ ।
- Debt Management मा कार्यरत मानव स्रोत अन्तराष्ट्रिय मापदण्ड अनुसार Debt Management गर्न सक्ने गरी क्षमता विकास गराउनु पर्ने देखिएकोले राष्ट्रिय तथा अन्तराष्ट्रिय तालिम तथा अध्ययनको अवसर दिलाउने नीति लिइएको छ ।

## ६. सुधार गर्नुपर्ने विषयहरू (Areas to improve)

- अर्थ मन्त्रालय, महालेखा नियन्त्रक कार्यालय र नेपाल राष्ट्र बैंक बीच प्रभावकारी समन्वय कायम गरी आन्तरिक ऋणको भुक्तानी गर्दा र ऋण उठाउँदा नेपाल सरकारको संचित कोषमा रहेको नगद मौज्जातको अवस्था अनुरूप प्रतिस्पर्धात्मक लाभ प्राप्त हुने गरी ऋण उठाउने व्यवस्था कायम हुनुपर्ने देखिन्छ ।
- नेपालमा सार्वजनिक ऋण व्यवस्थापनका कार्यहरू अर्थ मन्त्रालय, महालेखा नियन्त्रक कार्यालय र नेपाल राष्ट्र बैंकबाट छुट्टाछुट्टै रुपमा संचालन भईरहेको अवस्था छ । त्यस्तै सार्वजनिक ऋणको उपादेयता, प्रभाव, जोखिम आदिको विश्लेषणात्मक पक्ष कमजोर रहेको देखिन्छ । यस परिप्रेक्ष्यमा सार्वजनिक ऋण (आन्तरिक तथा बाह्य) उठाउने, ऋणको अल्पकालीन तथा दीर्घकालीन प्रभाव, राष्ट्रिय आवश्यकता, प्रशोधन क्षमता (Absorption Capacity), वैदेशिक ऋणका सम्बन्धमा दातृ पक्षका शर्तहरू आदि विविध पक्षको प्रभावकारी विश्लेषण गरी ऋणको लागत तथा जोखिमलाई सम्भव भएसम्म न्यूनतम तुल्याउने, प्राथमिकता प्राप्त क्षेत्रमा लगानी गर्ने र ऋणको अभिलेख, लेखाङ्कन तथा प्रतिवेदन प्रणालीलाई व्यवस्थित, वैज्ञानिक, पारदर्शी तुल्याउने व्यवस्था गर्नु आवश्यक देखिन्छ । मितव्ययिताको दृष्टिकोणले अल्पकालीन ऋण उपयुक्त देखिएपनि सोमा रहेको जोखिम पक्षको विचार गरी दीर्घकालीन र अल्पकालीन ऋणको उपयुक्त सन्तुलन मिलाउनु आवश्यक छ ।
- सार्वजनिक ऋण अभिलेख तथा प्रतिवेदनलाई प्रभावकारी तुल्याउन CSDRMS वा DMFAS जस्ता अन्तराष्ट्रिय स्तरको सफ्टवेयर जडान गरी संचालन गर्नु अत्यन्त जरुरी छ ।
- सार्वजनिक ऋणको प्रभावकारी व्यवस्थापनका लागि मानव स्रोत विकास र Replacement plan को व्यवस्था गर्नु आवश्यक छ ।
- सार्वजनिक ऋण व्यवस्थापन सम्बन्धी राष्ट्रिय तथा अन्तराष्ट्रिय तालिम गोष्ठी, सेमिनारहरूमा सम्बन्धित क्षेत्रमा काम गरिरहेका कर्मचारीहरूलाई सहभागी गराउनेतर्फ थप पहल हुनुपर्ने देखिन्छ । साथै ऋणसँग सम्बन्धित विषय प्राविधिक किसिमको र सीमित क्षेत्रमा मात्र आवश्यक हुने हुँदा यस्ता तालिमहरू राज्यले आफैले मात्र सञ्चालन गर्नु भन्दा अन्तराष्ट्रिय तालिममा सहभागिता वढाउने नीति लिनु उपयुक्त हुने देखिन्छ ।

# **ANNEXES**






नेपाल सरकार  
अर्थ मन्त्रालय

महालेखा नियन्त्रक कार्यालय  
कोष तथा लेखा नियन्त्रक कार्यालय काठमाण्डौ  
(समन्वय कार्यालय), बबरमहल

प.सं. : २०७३/७४

च.नं. : ४३४



मिति : २०७३।०५।३१

विषय : आन्तरिक लेखापरीक्षण प्रतिवेदन सम्वन्धमा ।

श्री महालेखा नियन्त्रक कार्यालय  
ऋण शाखा, अनामनगर, काठमाण्डौ

उपरोक्त विषयमा तहाँको आर्थिक वर्ष २०७२/७३ मा भएको आर्थिक कारोवारको आन्तरिक लेखा परीक्षण सम्पन्न गरी प्रमाणित आर्थिक विवरण यसै पत्र साथ संलग्न राखी पठाईएको छ । आन्तरिक लेखा परिक्षणबाट वेरुजु समेत नदेखिएको व्यहोरा अनुरोध छ ।

बोधार्थ :

श्री महालेखा परीक्षकको कार्यालय,  
बबरमहल, काठमाण्डौ : आ.ले.प. प्रतिवेदन १ प्रति यसै पत्र साथ संलग्न राखी पठाएको व्यहोरा अनुरोध छ ।  
श्री महालेखा नियन्त्रक कार्यालय,  
अनामनगर, काठमाण्डौ  
श्री महालेखा नियन्त्रक कार्यालय,  
तथ्यांक शाखा, अनामनगर, काठमाण्डौ  
श्री महालेखा नियन्त्रक कार्यालय,  
आ.ले.प. शाखा, अनामनगर, काठमाण्डौ

" " "  
" " "  
" " "

०५/०५/१३  
कोष नियन्त्रक



नेपाल सरकार

अर्थ मन्त्रालय

महालेखा नियन्त्रक कार्यालय  
अनामनगर, काठमाडौं

अर्थ मन्त्रालय  
महालेखा नियन्त्रक कार्यालय  
अनामनगर

वार्षिक आर्थिक विवरण

आन्तरिक ऋणको व्याज भुक्तानी

आर्थिक वर्ष- २०७२/७३

म.ले.प.फा.नं. १७

वर्ष	वर्ष	वर्ष	वर्ष	रकमान्तर		जम्मा बजेट	निकास	खर्च	बाँकी	
				शुद्ध	घट				नगद -	बजेट
५०२००१३	२४२११	राष्ट्रिय वचतपत्र-आन्तरिक ऋण	१,९११,३०८,०००.००	०.००	०.००	१,९११,३०८,०००.००	१,८२२,९६०,४१०.०६	१,८२२,९६०,४१०.०६	०.००	५८,३४७,५८९.९४
५०२००२३	२४२११	विकास ऋणपत्र-आन्तरिक ऋण	२,९१४,८०२,०००.००	०.००	०.००	२,९१४,८०२,०००.००	२,८९९,०००,०००.००	२,८९९,०००,०००.००	०.००	१५,८०२,०००.००
५०२००६३	२४२११	राष्ट्रिय ऋण कमिशन-आन्तरिक	९,०१४,०००.००	०.००	०.००	९,०१४,०००.००	९,०००,४००.०१	९,०००,४००.०१	०.००	१३,६००,५९९.९९
५०२००८३	२४२११	ट्रेजरी बिल-आन्तरिक ऋणको	११,३१७,४७०,०००.००	०.००	०.००	११,३१७,४७०,०००.००	९,३८,४९९,८१०.१२	९,३८,४९९,८१०.१२	०.००	३,९३,९७०,१८९.८८
		जम्मा	१६,२३३,७९१,०००.००	०.००	०.००	१६,२३३,७९१,०००.००	१४,३६२,१६०,६२०.१९	१४,३६२,१६०,६२०.१९	०.००	१,८७,६३०,३७९.८१

बैंक मौज्जातको अवस्था

श्रेस्ता अनुसार बाँकी: ०.००

बैंक मौज्जात: ०.००

बैंक अनुसार बाँकी: ०.००

बैंक खाता नं. : एकल कोष खाता

बैंकको नाम : नेपाल राष्ट्र बैंक

भुक्तानी हुन बाँकी चेक रकम

पेशकी बाँकी विवरण

गत आ.व. सम्मको: ०.००

चालु आ.व. को: ०.००

लेखा अधिकृत

उप-महालेखा नियन्त्रक

उप-महालेखा नियन्त्रक

कोष तथा लेखा

समन्वय कार्यालय, आर्थिक विवरण प्रमाणिक

सह-महालेखा नियन्त्रक

२०७३/०७/१६

प्रमुख कोष निपन्त्रक



नेपाल सरकार  
अर्थ मन्त्रालय

## महालेखा नियन्त्रक कार्यालय अनामनगर, काठमाडौं

अनामनगर

### वार्षिक आर्थिक विवरण आन्तरिक ऋणको सांवा भुक्तानी

आर्थिक वर्ष- २०७२/७३

म.ले.प.फा.नं. १७

वजेट शीर्षक नं.	रकम नं.	विवरण	वार्षिक वजेट	पूरकबाट		रकमान्तर		जम्मा वजेट	निकास	खर्च	वांकी	
				थप	घट	थप	घट				तगद	बजेट
५०२००१५	३२२११	राष्ट्रिय वचतपत्र-आन्तरिक ऋ	१५,९३३,३८०,०००.००			०.००	०.००	१५,९३३,३८०,०००.००	१५,९३३,३८०,०००.००	१५,९३३,३८०,०००.००	०.००	०.००
५०२००२५	३२२११	विकास ऋणपत्र	१०,१७०,०००,०००.००			०.००	०.००	१०,१७०,०००,०००.००	१०,१७०,०००,०००.००	१०,१७०,०००,०००.००	०.००	०.००
५०२००८५	३२२११	ट्रेजरी बिल-आन्तरिक ऋणको	१५,०००,०००,०००.००			१०,०००,०००,०००.००	०.००	२५,०००,०००,०००.००	२५,२३१,५६७,१०५.०१	२५,२३१,५६७,१०५.०१	०.००	७६८,८३२,८९४.९९
		जम्मा	४१,१०३,३८०,०००.००			१०,०००,०००,०००.००	०.००	५१,१०३,३८०,०००.००	५०,३३४,९४७,१०५.०१	५०,३३४,९४७,१०५.०१	०.००	७६८,८३२,८९४.९९

#### बैंक मौज्जातको अवस्था

श्रेस्ता अनुसार वांकी: ०.००

बैंक मौज्जात: ०.००

बैंक अनुसार वांकी: ०.००

बैंक खाता नं. : एकल कोष खाता-

बैंकको नाम : नेपाल राष्ट्र बैंक

भुक्तानी हुन वांकी चेक रकम

लेखा अधिकृत

उप-महालेखा नियन्त्रक

पेशकी वांकी विवरण

गत आ.व. सम्मको:

०.००

चालु आ.व. को:

०.००

सह-महालेखा नियन्त्रक

२०७२/७३

प्रमुख कोष निपाल्ने



महालेखा नियन्त्रक कार्यालय  
अनामनगर, काठमाडौं

वार्षिक आर्थिक विवरण  
वैदेशिक ऋणको व्याज भुक्तानी

आर्थिक वर्ष- २०७२/७३

म.ले.प.फा.नं. १७

वर्ष	वर्षीय नं.	रकम नं.	विवरण	वार्षिक बजेट	रकमान्तर		पूरकबाट	जम्मा बजेट		निकास	खर्च	वाकी	
					धप	घट		धप	घट			नगद	बजेट
२०७०/७१	२४१११	ए.डि.वि.-वैदेशिक ऋण	२,४०७,८९७,०००.००	०.००	०.००	०.००		०.००	०.००	१,४१८,४८४,७०९.४३	१,४१८,४८४,७०९.४३	०.००	१,९८९,४१२,२९०,४७९
२०७०/७२	२४१११	आ.डि.वि.-वैदेशिक ऋण	१,७४६,२४४,०००.००	०.००	०.००	०.००		०.००	०.००	१,२४५,१०१,३३१.०५	१,२४५,१०१,३३१.०५	०.००	२,०११,१४२,६६८,९४५
२०७०/७३	२४१११	ओपेक-वैदेशिक ऋणको	७०,८२३,०००.००	०.००	०.००	०.००		०.००	०.००	६५,२१४,४३९.२४	६५,२१४,४३९.२४	०.००	४,६०८,५६०,७६६
२०७०/७४	२४१११	इ.डि.सी-वैदेशिक ऋणको	४,७८२,०००.००	०.००	०.००	०.००		०.००	०.००	१,५६२,२४३.४५	१,५६२,२४३.४५	०.००	३,२१९,७५६,५५५
२०७०/७५	२४१११	आइफाइ-वैदेशिक ऋणको	११३,३८६,०००.००	०.००	०.००	०.००		०.००	०.००	६३,३८६,२९०.३२	६३,३८६,२९०.३२	०.००	४,०००,७०९,६८८
२०७०/७६	२४१११	एन.डि.एफ.-वैदेशिक ऋण	४९,६४६,०००.००	०.००	०.००	०.००		०.००	०.००	१७,९८०,२४३.५८	१७,९८०,२४३.५८	०.००	३१,६६५,७६६,४२२
		जम्मा	४,३९२,७८८,०००.००	०.००	०.००	०.००		०.००	०.००	२,८११,७२७,२५७.०७	२,८११,७२७,२५७.०७	०.००	१,५८१,०६०,७४२,७३३
२०७०/७७	२४१११	जापान -१९८७ सम्म	३३,७९०,०००.००	०.००	०.००	०.००		०.००	०.००	२३,६६७,२००.४४	२३,६६७,२००.४४	०.००	१०,१२२,७९९,५६६
२०७०/७८	२४१११	जापान -१९८८ देखिको-	१८३,९०३,०००.००	०.००	०.००	०.००		०.००	०.००	८६,०४६,०१६.८९	८६,०४६,०१६.८९	०.००	९,७८२,५६९,८८३,१११
२०७०/७९	२४१११	कुवेती-वैदेशिक ऋणको	११,८९४,०००.००	०.००	०.००	०.००		०.००	०.००	८,१३०,२८९.३४	८,१३०,२८९.३४	०.००	३,७५३,७१०,६६६
२०७०/८०	२४१११	साउदीकोष-वैदेशिक ऋण	१५,२२३,०००.००	०.००	०.००	०.००		०.००	०.००	१४,२७४,४६४.८१	१४,२७४,४६४.८१	०.००	९,४८८,५३५,१९९
२०७०/८१	२४१११	फ्रान्स-वैदेशिक ऋणको	१३,८६६,०००.००	०.००	०.००	०.००		०.००	०.००	१०,००३,४५७.९८	१०,००३,४५७.९८	०.००	३,८६३,५४२,०२२
२०७०/८२	२४१११	रसी ऋण-वैदेशिक ऋण	४६,०५६,०००.००	०.००	०.००	०.००		०.००	०.००	०.००	०.००	०.००	४६,०५६,०००.००
२०७०/८३	२४१११	थप व्यवस्था	५११,६३०,०००.००	०.००	०.००	०.००		०.००	०.००	३५७,०३०,७५४.३७	३५७,०३०,७५४.३७	०.००	१५४,५९९,२८४,६३३
		जम्मा	८,१६,३६२,०००.००	०.००	०.००	०.००		०.००	०.००	४,९९,१५२,१४३.८३	४,९९,१५२,१४३.८३	०.००	३,१७,२०९,८५६,१७७
		कुल जम्मा	५,२०९,१५०,०००.००	०.००	०.००	०.००		०.००	०.००	३,३१०,८७९,४००.९०	३,३१०,८७९,४००.९०	०.००	१,८८८,२७०,५९९,१००

बैंक मौज्जातको अवस्था

बैंक मौज्जात: ०.००  
बैंक खाता नं.: एकल कोष खाता

श्रेस्ता अनुसार वाकी: ०.००

वैक अनुसार वाकी: ०.००

वैकको नाम : नेपाल राष्ट्र बैंक

भुक्तानी हुन वाकी चेक रकम :

लेखा अधिकृत

सह-महालेखा नियन्त्रक

वैदेशिक ऋणको विवरण

राष्ट्र बैंकको नाम:

चालु आ. व. को:





नेपाल सरकार

अर्थ मन्त्रालय

# महालेखा नियन्त्रक कार्यालय

अनामनगर, काठमाडौं

## वार्षिक आर्थिक विवरण

वैदेशिक ऋणको सावा भुक्तानी

आर्थिक वर्ष- २०७२/७३

म.ले.प.फा.नं. १७

वर्षाव	वर्षाव	विवरण	वार्षिक बजेट	पूरकवाट		रकमान्तर		जम्मा बजेट	निकास	खर्च	वांकी	
				थप	घट	थप	घट				नगद	बजेट
५०३००१५	३२१११	ए.डि.वि.-वैदेशिक ऋणको	१०,५८३,४०३,०००.००			०.००	०.००	१०,५८३,४०३,०००.००	८,३६३,०१३,००३.६८	८,३६३,०१३,००३.६८	०.००	२,२२०,३८९,९९६.३२
५०३००२५	३२१११	आइ.डि.ए.-वैदेशिक ऋण	६,८३२,९४७,०००.००			०.००	२०२,०००,०००.००	६,६३०,९४७,०००.००	५,४५८,७३५,०८०.५४	५,४५८,७३५,०८०.५४	०.००	१,१७२,२११,९१९.४६
५०३००३५	३२१११	ओपेक-वैदेशिक ऋणको	३३७,०२२,०००.००	१४०,०००,०००.००		०.००	०.००	४८७,०२२,०००.००	४६०,६०७,१२७.११	४६०,६०७,१२७.११	०.००	२६,४१४,८९४.८९
५०३००४५	३२१११	इ.ड.सी.-वैदेशिक ऋणको	३७,३८१,०००.००			०.००	०.००	३७,३८१,०००.००	२७,२९८,४१२.८४	२७,२९८,४१२.८४	०.००	१०,०८२,५८७.१६
५०३००५५	३२१११	आइफाड-वैदेशिक ऋणको	४२५,४९६,०००.००			०.००	०.००	४२५,४९६,०००.००	३४०,७३८,७२९.२८	३४०,७३८,७२९.२८	०.००	८४,७५७,२७०.७२
५०३००६५	३२१११	एन.डि.एफ.-वैदेशिक ऋण	१३९,६४८,०००.००			०.००	०.००	१३९,६४८,०००.००	९५,४७४,६२२.६१	९५,४७४,६२२.६१	०.००	४४,१७३,३७७.३९
		जम्मा	१८,३६५,८२७,०००.००	१४०,०००,०००.००	२०२,०००,०००.००	०.००	०.००	१८,३६५,८२७,०००.००	१४,७४५,७८६,९६८.०६	१४,७४५,७८६,९६८.०६	०.००	३,५५८,०४०,०३१.९४
५०४००२५	३२१११	जापान -१९८७ सम्म	१,०८९,२९२,०००.००			०.००	०.००	१,०८९,२९२,०००.००	८४४,५८४,०४८.००	८४४,५८४,०४८.००	०.००	२४४,६०७,९५२.००
५०४००३५	३२१११	जापान -१९८८ देखिको-	१,३८१,०८५,०००.००			०.००	०.००	१,३८१,०८५,०००.००	८८१,४७४,७६६.००	८८१,४७४,७६६.००	०.००	४९९,६१०,२३४.००
५०४००४५	३२१११	कुवेती-वैदेशिक ऋणको	४८,०९२,०००.००			०.००	०.००	४८,०९२,०००.००	३६,०१०,८५४.८४	३६,०१०,८५४.८४	०.००	१२,०८१,१४५.१६
५०४००५५	३२१११	साउदीकोप-वैदेशिक ऋण	११२,६६७,०००.००	२,०००,०००.००		०.००	०.००	११४,६६७,०००.००	११३,८९०,२७०.४२	११३,८९०,२७०.४२	०.००	१,०७६,०२९.५८
५०४००६५	३२१११	फ्रान्स-वैदेशिक ऋणको	२४५,०८२,०००.००			०.००	०.००	२४५,०८२,०००.००	१७९,६९३,०६७.३०	१७९,६९३,०६७.३०	०.००	६५,४८८,९३२.७०
५०४००७५	३२१११	रुसी ऋण-वैदेशिक ऋण	९२,७९८,०००.००	५०,०००,०००.००		०.००	०.००	१४२,७९८,०००.००	१२४,४०९,८१५.०२	१२४,४०९,८१५.०२	०.००	१८,३८८,१८४.९८
५०४००८५	३२१११	बेलजियम-वैदेशिक ऋणको	१४२,३९४,०००.००			०.००	०.००	१४२,३९४,०००.००	९८,४९६,९५५.६७	९८,४९६,९५५.६७	०.००	४३,८९७,०४४.३३
५०४००९५	३२१११	थप व्यवस्था-वैदेशिक ऋ	८५९,३९६,०००.००			०.००	०.००	८५९,३९६,०००.००	७४५,२६९,८९४.७२	७४५,२६९,८९४.७२	०.००	११४,०८६,१०५.२८
५०४०१०५	३२१११	अस्ट्रिया-वैदेशिक ऋणको	३६,६६४,०००.००			०.००	०.००	३६,६६४,०००.००	२५,२९०,१४६.००	२५,२९०,१४६.००	०.००	११,३७३,८५४.००
		जम्मा	४,००७,५३०,०००.००	५२,०००,०००.००		०.००	०.००	४,०५९,५३०,०००.००	३,०४९,१४०,४६७.९७	३,०४९,१४०,४६७.९७	०.००	१,०१०,३८९,५३२.०३
		कुल जम्मा	२२,३६३,३५७,०००.००	२०२,०००,०००.००		०.००	०.००	२२,३६३,३५७,०००.००	१७,७९४,९२७,४३६.०३	१७,७९४,९२७,४३६.०३	०.००	४,५६८,४२९,५६३.९७

### बैंक मौज्दातको अवस्था

बैंक मौज्दात: ०.००  
बैंक खाता नं.: एकल कोष खाता-

### पेशकी वांकी विवरण

गत आ.व.सम्मको:  
चालु आ.व. को:

उप-महालेखा नियन्त्रक  
महालेखा नियन्त्रक कार्यालय  
अनामनगर, काठमाडौं

सह-महालेखा नियन्त्रक

लेखा अधिकृत



नेपाल सरकार  
अर्थ मन्त्रालय  
महालेखा नियन्त्रक कार्यालय

अनामनगर, काठमाडौं

बजेट उपशिर्षक : ६०२१०६५

आयोजनाको नाम : अन्तर्राष्ट्रिय मुद्रा कोष एडजस्टमेन्ट भुक्तानी

आर्थिक वर्ष - २०७२/०७३

वार्षिक आर्थिक विवरण

रकम नं.	विवरण	पूरकवाट		रकमान्तर		जम्मा वजेट	निकास	खर्च	बाकी	
		थप	घट	थप	घट				नगद	बजेट
३२१११	वैदेशिक ऋणको सांवा भुक्तानी			०।००	०।००	८१९८०००००।००	८१९८०००००।००	८१९८०००००।००	०।००	०।००
	जम्मा			०।००	०।००	८१९८०००००।००	८१९८०००००।००	८१९८०००००।००	०।००	०।००

बैंक मौज्दातको अवस्था

श्रेस्ता अनुसार बाँकी

बैंक अनुसार बाँकी

बैंकको नाम

भुक्तानी हुन बाँकी चेक रकम

०।००

०।००

नेपाल राष्ट्र बैंक

बैंक मौज्दात

बैंक खाता नं.

०।००

पेशकी बाँकी विवरण

गत आ.व. सम्मको

चालु आ.व. सम्मको


०।००

०।००

लेखा अधिकृत

उप महालेखा नियन्त्रक

सह महालेखा नियन्त्रक



महालेखा नियन्त्रक  
प्रमुख कोष

२०७२.१२.०६ दिनांक  
१२.१२.२०७२



Government of Nepal  
Ministry of Finance  
**Financial Comptroller General Office**  
**Debt Section**  
Anamnagar, Kathmandu, Nepal

**Donorwise Outstanding external debt & Equivalent NPR**

As on 2073/03/31 (2016-Jul-15)

Fiscal Year: 2072/73      Month: Aashadh

Donor	Commit. Currency	In Commitment Currency				FX Rate	ClosingBalanceNPR
		Opening Balance	Disbursement	Principal Payment	Closing Balance		
DonorType: Multilateral							
ADB	SDR	997,838,642.91	103,254,025.15	56,081,265.84	1,045,011,402.22	149.192	155,907,341,120.01
EEC	GBP	631,344.00		45,096.00	586,248.00	142.080	83,294,115.84
EEC	EUR	2,260,472.96		161,462.24	2,099,010.72	119.270	250,349,008.57
EEC	DKK	641,760.00		45,840.00	595,920.00	15.950	9,504,924.00
IDA	USD	90,650,451.54		7,503,411.50	83,147,040.04	107.330	8,924,171,807.49
IDA	SDR	1,035,058,082.67	161,745,695.21	31,366,383.48	1,165,437,394.40	149.192	173,873,935,745.33
IFAD	USD	3,887,761.74		288,000.00	3,599,761.74	107.330	386,362,427.55
IFAD	SDR	46,284,748.43	4,076,102.37	2,075,194.00	48,285,656.80	149.192	7,203,833,709.31
NDF	EUR	20,230,657.11	78,470.42	806,661.25	19,502,466.28	119.270	2,326,059,153.22
OFID	USD	31,538,723.75	5,771,158.05	4,303,729.91	33,006,151.89	107.330	3,542,550,282.35
Total of Multilateral							352,507,402,293.67
DonorType: Bilateral							
Austria	EUR	1,009,521.64		218,018.50	791,503.14	119.270	94,402,579.51
Belgium	EUR	8,760,532.85		846,253.16	7,914,279.69	119.270	943,936,138.63
China	RMB	532,713,875.22	3,413,572.94	0.00	536,127,448.16	16.050	8,604,845,542.97
France	EUR	6,674,074.28		1,512,909.23	5,161,165.05	119.270	615,572,155.51
India	USD	55,094,872.74	13,436,929.34	10,726,604.93	57,805,197.15	107.330	6,204,231,810.11
Japan	JPY	13,939,500,352.00	566,291,227.00	1,868,522,000.00	12,637,269,579.00	1.016	12,839,465,892.26
Korea	KRW	64,134,854,740.00		619,950,000.00	63,514,904,740.00	0.095	6,014,861,478.88
Kuwait	KUD	684,000.00		74,000.00	610,000.00	354.875	216,473,872.00
Russia	USD	1,163,469.70		1,163,469.70	0.00	107.330	0.00
Saudi	SAR	23,541,942.65	5,420,970.06	3,750,000.00	25,212,912.71	28.620	721,593,561.76
Total of Bilateral							36,255,383,031.63
Grand Total							388,762,785,325.30

Government of Nepal  
Ministry of Finance  
**Financial Comptroller General Office**  
**Debt Section**  
Anamnagar, Kathmandu, Nepal

**Donorwise Outstanding external debt (in committment currency, NPR & USD)**

As on 2073/03/31 (2016-Jul-15)

Fiscal Year: 2072/73      Month: Aashadh

Donor:	Commitment Currency	Amount (Commit Cur.)	NPR Amount	USD Amount
<b>DonorType: Multilateral</b>				
ADB	SDR	1,045,011,402.22	155,907,341,120.00	1,452,597,979.32
EEC	GBP	586,248.00	83,294,115.84	776,056.24
EEC	EUR	2,099,010.72	250,349,008.57	2,332,516.62
EEC	DKK	595,920.00	9,504,924.00	88,557.94
IDA	USD	83,147,040.04	8,924,171,807.49	83,147,040.04
IDA	SDR	1,165,437,394.40	173,873,935,745.32	1,619,993,811.10
IFAD	USD	3,599,761.74	386,362,427.55	3,599,761.74
IFAD	SDR	48,285,656.80	7,203,833,709.31	67,118,547.56
NDF	EUR	19,502,466.28	2,326,059,153.22	21,672,031.61
OFID	USD	33,006,151.89	3,542,550,282.35	33,006,151.89
<b>Total of Multilateral</b>			<b>352,507,402,293.66</b>	<b>3,284,332,454.05</b>
<b>DonorType: Bilateral</b>				
Austria	EUR	791,503.14	94,402,579.51	879,554.45
Belgium	EUR	7,914,279.69	943,936,138.63	8,794,709.20
China	RMB	536,127,448.16	8,604,845,542.97	80,171,858.22
France	EUR	5,161,165.05	615,572,155.51	5,735,322.42
India	USD	57,805,197.15	6,204,231,810.11	57,805,197.15
Japan	JPY	12,637,269,579.00	12,839,465,892.26	119,626,068.13
Korea	KRW	63,514,904,740.00	6,014,861,478.88	56,040,822.50
Kuwait	KUD	610,000.00	216,473,872.00	2,016,899.95
Russia	USD	0.00	0.00	0.00
Saudi	SAR	25,212,912.71	721,593,561.76	6,723,130.18
<b>Total of Bilateral</b>			<b>36,255,383,031.63</b>	<b>337,793,562.21</b>
<b>Grand Total</b>			<b>388,762,785,325.29</b>	<b>3,622,126,016.26</b>

Government of Nepal

Ministry of Finance

**Financial Comptroller General Office****Debt Section**

Anamnagar, Kathmandu, Nepal

**Outstanding external debt (currencywise summary)**

As on 2073/03/31 (2016-Jul-15)

Fiscal Year: 2072/73      Month: Aashadh

<b>Currency</b>	<b>Amount (Commit Cur.)</b>	<b>NPR Amount</b>	<b>USD Amount</b>
<b>SDR</b>	2,258,734,453.42	336,985,110,574.63	3,139,710,337.97
<b>USD</b>	177,558,150.82	19,057,316,327.51	177,558,150.82
<b>DKK</b>	595,920.00	9,504,924.00	88,557.94
<b>EUR</b>	35,468,424.88	4,230,319,035.44	39,414,134.31
<b>JPY</b>	12,637,269,579.00	12,839,465,892.26	119,626,068.13
<b>KRW</b>	63,514,904,740.00	6,014,861,478.88	56,040,822.50
<b>KUD</b>	610,000.00	216,473,872.00	2,016,899.95
<b>GBP</b>	586,248.00	83,294,115.84	776,056.24
<b>RMB</b>	536,127,448.16	8,604,845,542.97	80,171,858.22
<b>SAR</b>	25,212,912.71	721,593,561.76	6,723,130.18
<b>Total</b>		388,762,785,325.29	3,622,126,016.26

Government of Nepal  
Ministry of Finance  
**Financial Comptroller General Office**  
**Debt Section**  
Anamnagar, Kathmandu, Nepal  
**Disbursement summary of external debt**

As on 2073/03/31 (2016-Jul-15)

Fiscal Year: 2072/73      Month: Aashadh      ***In NPR.***

SN	Donor:	Upto Previous Month	This Month	Total upto this month
1	ADB	12,578,599,137.91	2,586,857,561.55	15,165,456,699.46
2	China	56,699,446.53		56,699,446.53
3	IDA	21,062,865,918.80	4,232,714,315.01	25,295,580,233.81
4	IFAD	579,320,293.25	29,722,511.91	609,042,805.16
5	India	1,207,132,599.66	220,825,249.77	1,427,957,849.43
6	Japan	441,477,632.11	80,373,233.33	521,850,865.44
7	NDF	9,603,990.77		9,603,990.77
8	OFID	597,498,314.80		597,498,314.80
9	Saudi	90,277,856.55		90,277,856.55
<b>Total</b>		<b>36,623,475,190.38</b>	<b>7,150,492,871.57</b>	<b>43,773,968,061.95</b>

Government of Nepal  
Ministry of Finance  
**Financial Comptroller General Office**  
**Debt Section**  
Anamnagar, Kathmandu, Nepal  
**Principal repayment summary of external debt**  
As on 2073/03/31 (2016-Jul-15)

Fiscal Year: 2072/73      Month: Aashadh      *In NPR.*

SN	Donor:	Upto Previous Month	This Month	Total upto this month
1	ADB	7,127,157,753.68	1,235,855,250.00	8,363,013,003.68
2	Austria	25,290,146.00		25,290,146.00
3	Belgium	98,596,955.67		98,596,955.67
4	China	0.00		0.00
5	EEC	27,218,412.84		27,218,412.84
6	France	136,256,199.03	43,356,868.27	179,613,067.30
7	IDA	4,990,318,749.68	468,416,330.86	5,458,735,080.54
8	IFAD	325,889,036.07	14,849,685.21	340,738,721.28
9	India	687,741,935.15	0.00	687,741,935.15
10	Japan	1,726,058,764.00		1,726,058,764.00
11	Korea	57,527,959.57		57,527,959.57
12	Kuwait	17,980,661.31	18,158,231.00	36,138,892.31
13	NDF	95,474,622.61		95,474,622.61
14	OFID	346,869,982.71	113,737,144.40	460,607,127.11
15	Russia	124,409,815.02		124,409,815.02
16	Saudi	113,890,970.42		113,890,970.42
<b>Total</b>		<b>15,900,681,963.76</b>	<b>1,894,373,509.74</b>	<b>17,795,055,473.50</b>

\* Includes the repayment of ADB loan number 1006 (Jyoti Spinning Mills) amounting Rs.14,670,579.41, which is made from the designated account (USD) opened at Nepal Rastra Bank.



Government of Nepal  
Ministry of Finance  
**Financial Comptroller General Office**  
**Debt Section**  
Anamnagar, Kathmandu, Nepal  
**Interest payment summary of external debt**  
As on 2073/03/31 (2016-Jul-15)

Fiscal Year: 2072/73      Month: Aashadh      *In NPR.*

SN	Donor:	Upto Previous Month	This Month	Total upto this month
1	ADB	1,218,602,971.20	199,881,738.23	1,418,484,709.43
2	Austria	0.00		0.00
3	Belgium	0.00		0.00
4	China	195,272,691.86		195,272,691.86
5	EEC	1,562,243.45		1,562,243.45
6	France	7,458,271.46	2,545,186.52	10,003,457.98
7	IDA	1,091,797,195.35	153,304,135.70	1,245,101,331.05
8	IFAD	60,645,809.08	2,738,481.24	63,384,290.32
9	India	66,804,360.79	61,282,526.31	128,086,887.10
10	Japan	109,713,217.33		109,713,217.33
11	Korea	33,671,135.41		33,671,135.41
12	Kuwait	4,168,772.59	3,991,202.90	8,159,975.49
13	NDF	17,980,243.58		17,980,243.58
14	OFID	47,394,345.02	17,820,094.22	65,214,439.24
15	Russia	0.00		0.00
16	Saudi	14,274,464.81		14,274,464.81
<b>Total</b>		<b>2,869,345,721.93</b>	<b>441,563,365.12</b>	<b>3,310,909,087.05</b>

\* Includes the interest payment of ADB loan number 1006 (Jyoti Spinning Mills) amounting Rs.2,178,882.37, which is made from the designated account (USD) opened at Nepal Rastra Bank.

Government of Nepal

Ministry of Finance

**Financial Comptroller General Office****Debt Section**

Anamnagar, Kathmandu, Nepal

**Loan ID-wise Outstanding external debt & Equivalent NPR**

As on 2073/03/31 (2016-Jul-15)

Fiscal Year: 2072/73      Month: Aashadh

LoanID	Commit. Currency	In Commitment Currency			FX Rate	ClosingBalanceNPR	
		Opening Balance	Disbursement	Principal Payment			Closing Balance
Donor: ADB							
182	SDR	0.00			0.00	149.192	0.00
232	SDR	5,711.70		5,711.70	0.00	149.192	0.00
233	SDR	193,636.65		193,636.65	0.00	149.192	0.00
249	SDR	28,348.09		28,348.09	0.00	149.192	0.00
250	SDR	55,998.01		55,998.01	0.00	149.192	0.00
274	SDR	223,261.27		147,856.96	75,404.31	149.192	11,249,719.82
284	SDR	2,998,150.79		1,986,132.31	1,012,018.48	149.192	150,985,061.07
295	SDR	288,221.75		190,981.91	97,239.84	149.192	14,507,406.21
309	SDR	302,227.52		120,600.00	181,627.52	149.192	27,097,372.96
310	SDR	569,939.57		228,000.00	341,939.57	149.192	51,014,648.33
315	SDR	633,118.88		253,200.00	379,918.88	149.192	56,680,857.54
334	SDR	218,034.82		87,074.22	130,960.60	149.192	19,538,273.84
387	SDR	2,639,885.99		754,400.00	1,885,485.99	149.192	281,299,425.82
388	SDR	1,412,664.56		403,800.00	1,008,864.56	149.192	150,514,521.44
445	SDR	2,301,686.96		511,400.00	1,790,286.96	149.192	267,096,492.14
447	SDR	2,752,201.38		611,727.40	2,140,473.98	149.192	319,341,594.02
462	SDR	2,391,838.62		434,800.00	1,957,038.62	149.192	291,974,505.80
489	SDR	4,438,163.68		807,000.00	3,631,163.68	149.192	541,740,571.75
490	SDR	2,268,715.21		412,400.00	1,856,315.21	149.192	276,947,378.81
512	SDR	1,818,742.01		330,800.00	1,487,942.01	149.192	221,989,044.36
533	SDR	2,560,513.18		426,800.00	2,133,713.18	149.192	318,332,936.75
560	SDR	4,145,894.10		637,800.00	3,508,094.10	149.192	523,379,574.97
596	SDR	2,202,723.55		314,600.00	1,888,123.55	149.192	281,692,928.67
599	SDR	1,308,195.36		186,800.00	1,121,395.36	149.192	167,303,216.55
633	SDR	854,856.20		107,000.00	747,856.20	149.192	111,574,162.19
651	SDR	5,910,365.57		695,400.00	5,214,965.57	149.192	778,031,143.32
655	SDR	3,349,712.57		394,000.00	2,955,712.57	149.192	440,968,669.74
659	SDR	1,090,941.72		128,200.00	962,741.72	149.192	143,633,362.69
669	SDR	5,097,128.18		599,600.00	4,497,528.18	149.192	670,995,224.23
670	SDR	5,554,125.19		653,600.00	4,900,525.19	149.192	731,119,154.15
694	SDR	1,657,490.96		184,000.00	1,473,490.96	149.192	219,833,063.30
708	SDR	10,293,378.43		1,083,400.00	9,209,978.43	149.192	1,374,055,101.93
719	SDR	2,856,970.25		300,800.00	2,556,170.25	149.192	381,360,151.94
721	SDR	2,529,262.44		266,200.00	2,263,062.44	149.192	337,630,811.55
744	SDR	1,495,607.38		149,400.00	1,346,207.38	149.192	200,843,371.44
745	SDR	2,074,809.71		207,400.00	1,867,409.71	149.192	278,602,589.45
748	SDR	4,609,066.64		461,000.00	4,148,066.64	149.192	618,858,358.15
749	SDR	2,279,599.22		228,000.00	2,051,599.22	149.192	306,082,190.83
783	SDR	3,877,255.42		352,600.00	3,524,655.42	149.192	525,850,391.42
792	SDR	1,638,030.22		149,000.00	1,489,030.22	149.192	222,151,396.58
806	SDR	10,540,556.41		916,600.00	9,623,956.41	149.192	1,435,817,304.72

Government of Nepal

Ministry of Finance

**Financial Comptroller General Office**

**Debt Section**

Anamnagar, Kathmandu, Nepal

**Loan ID-wise Outstanding external debt & Equivalent NPR**

As on 2073/03/31 (2016-Jul-15)

Fiscal Year: 2072/73 Month: Aashadh

LoanID	Commit. Currency	In Commitment Currency			FX Rate	ClosingBalanceNPR	
		Opening Balance	Disbursement	Principal Payment			Closing Balance
Donor: ADB							
831	SDR	9,964,836.16		866,600.00	9,098,236.16	149.192	1,357,384,049.18
859	SDR	904,769.57		72,400.00	832,369.57	149.192	124,182,880.89
867	SDR	3,427,755.21		285,800.00	3,141,955.21	149.192	468,754,581.69
923	SDR	9,840,394.21		729,000.00	9,111,394.21	149.192	1,359,347,124.98
924	SDR	24,117,387.81		1,786,600.00	22,330,787.81	149.192	3,331,574,894.95
936	SDR	1,691,777.42		125,400.00	1,566,377.42	149.192	233,690,980.04
949	SDR	5,018,039.29		371,800.00	4,646,239.29	149.192	693,181,732.15
964	SDR	2,115,278.50		156,800.00	1,958,478.50	149.192	292,189,324.37
974	SDR	5,344,075.25		368,600.00	4,975,475.25	149.192	742,301,103.50
982	SDR	23,148,495.87		1,596,400.00	21,552,095.87	149.192	3,215,400,287.04
987	SDR	4,340,858.66		299,400.00	4,041,458.66	149.192	602,953,300.40
1006	SDR	1,398,594.84		96,400.00	1,302,194.84	149.192	194,277,052.57
1011	SDR	23,507,230.21		1,621,200.00	21,886,030.21	149.192	3,265,220,619.09
1037	SDR	14,095,742.68		909,400.00	13,186,342.68	149.192	1,967,296,837.11
1040	SDR	11,145,355.04		719,000.00	10,426,355.04	149.192	1,555,528,761.13
1112	SDR	15,278,058.82		926,000.00	14,352,058.82	149.192	2,141,212,359.47
1113	SDR	8,655,930.97		524,600.00	8,131,330.97	149.192	1,213,129,530.08
1114	SDR	5,857,792.12		355,000.00	5,502,792.12	149.192	820,972,561.97
1141	SDR	7,334,649.08		458,400.00	6,876,249.08	149.192	1,025,881,352.74
1156	SDR	3,727,270.96		233,000.00	3,494,270.96	149.192	521,317,273.06
1165	SDR	10,350,089.59		608,800.00	9,741,289.59	149.192	1,453,322,476.51
1196	SDR	3,512,573.02		200,800.00	3,311,773.02	149.192	494,090,040.40
1229	SDR	11,691,650.34		668,000.00	11,023,650.34	149.192	1,644,640,441.53
1237	SDR	2,100,532.38		116,600.00	1,983,932.38	149.192	295,986,839.64
1240	SDR	4,135,602.17		229,800.00	3,905,802.17	149.192	582,714,437.35
1311	SDR	4,934,654.66		259,600.00	4,675,054.66	149.192	697,480,754.83
1377	SDR	22,165,825.23		1,108,400.00	21,057,425.23	149.192	3,141,599,384.91
1437	SDR	14,346,082.48		531,300.00	13,814,782.48	149.192	2,061,055,027.76
1450	SDR	6,846,171.41		167,000.00	6,679,171.41	149.192	996,478,941.00
1451	SDR	7,374,265.21		179,800.00	7,194,465.21	149.192	1,073,356,653.61
1452	SDR	92,401,937.87		2,253,800.00	90,148,137.87	149.192	13,449,380,985.10
1461	SDR	7,730,132.57		186,200.00	7,543,932.57	149.192	1,125,494,387.98
1464	SDR	12,909,729.76		307,400.00	12,602,329.76	149.192	1,880,166,781.55
1512	SDR	14,098,902.98		335,800.00	13,763,102.98	149.192	2,053,344,859.79
1604	SDR	33,591,803.73		790,400.00	32,801,403.73	149.192	4,893,707,025.29
1609	SDR	6,144,529.33		144,600.00	5,999,929.33	149.192	895,141,456.60
1640	SDR	3,079,551.75		70,800.00	3,008,751.75	149.192	448,881,691.09
1650	SDR	10,970,192.23		252,200.00	10,717,992.23	149.192	1,599,038,696.78
1732	SDR	17,610,102.77		1,067,278.00	16,542,824.77	149.192	2,468,057,113.09
1755	SDR	15,517,173.05		886,696.00	14,630,477.05	149.192	2,182,750,132.04
1778	SDR	5,349,308.29		305,676.00	5,043,632.29	149.192	752,469,588.61

Government of Nepal

Ministry of Finance

## Financial Comptroller General Office

### Debt Section

Anamnagar, Kathmandu, Nepal

## Loan ID-wise Outstanding external debt & Equivalent NPR

As on 2073/03/31 (2016-Jul-15)

Fiscal Year: 2072/73 Month: Aashadh

LoanID	Commit. Currency	In Commitment Currency			FX Rate	ClosingBalanceNPR	
		Opening Balance	Disbursement	Principal Payment			Closing Balance
Donor: ADB							
1811	SDR	1,372,328.84		78,418.00	1,293,910.84	149.192	193,041,146.04
1820	SDR	35,475,463.82	8,435,464.00	3,942,315.59	39,968,612.23	149.192	5,962,997,195.82
1840	SDR	8,001,819.03		432,530.00	7,569,289.03	149.192	1,129,277,368.96
1861	SDR	9,932,300.42		945,932.00	8,986,368.42	149.192	1,340,694,277.32
1876	SDR	23,490,608.45		1,269,762.00	22,220,846.45	149.192	3,315,172,523.57
1917	SDR	17,314,713.39		887,934.00	16,426,779.39	149.192	2,450,744,070.75
1966	SDR	13,428,810.32		688,658.00	12,740,152.32	149.192	1,900,728,804.93
2002	SDR	10,472,772.93		872,732.00	9,600,040.93	149.192	1,432,249,306.43
2008	SDR	13,374,559.77		652,418.00	12,722,141.77	149.192	1,898,041,774.95
2058	SDR	2,738,686.12		219,096.00	2,519,590.12	149.192	375,902,689.18
2059	SDR	1,142,628.16	-43.63	68,362.00	1,074,222.53	149.192	160,265,407.70
2071	SDR	11,294,698.37		550,962.00	10,743,736.37	149.192	1,602,879,516.51
2092	SDR	22,276,067.34		1,060,764.00	21,215,303.34	149.192	3,165,153,535.90
2097	SDR	10,213,727.45		475,056.00	9,738,671.45	149.192	1,452,931,870.97
2102	SDR	9,152,936.58		466,837.00	8,686,099.58	149.192	1,295,896,568.54
2111	SDR	9,559,835.28		444,644.00	9,115,191.28	149.192	1,359,913,617.45
2143	SDR	4,297,909.77		199,902.00	4,098,007.77	149.192	611,389,975.22
2268	SDR	35,536,874.00		2,369,126.00	33,167,748.00	149.192	4,948,362,659.62
2277	SDR	19,793,500.00		1,277,000.00	18,516,500.00	149.192	2,762,513,668.00
2551	SDR	16,092,000.00		0.00	16,092,000.00	149.192	2,400,797,664.00
2581	SDR	14,120,434.21	2,479,221.13		16,599,655.34	149.192	2,476,535,779.49
2587	SDR	24,904,647.51	4,911,586.51		29,816,234.02	149.192	4,448,343,585.91
2641	SDR	19,515,000.00	19,775,000.00	0.00	39,290,000.00	149.192	5,861,753,680.00
2650	SDR	13,425,504.71	5,463,509.29		18,889,014.00	149.192	2,818,089,776.69
2656	SDR	1,340,128.50	715,641.08		2,055,769.58	149.192	306,704,375.18
2685	SDR	8,523,578.52	119,699.56	0.00	8,643,278.08	149.192	1,289,507,943.31
2776	SDR	18,859,248.32	8,557,232.98		27,416,481.30	149.192	4,090,319,678.11
2796	SDR	4,042,701.75	3,264,008.19		7,306,709.94	149.192	1,090,102,669.37
2808	SDR	6,880,307.63	4,050,554.61		10,930,862.24	149.192	1,630,797,199.31
3012	SDR	9,247,504.73	4,724,537.01		13,972,041.74	149.192	2,084,516,851.27
3057	SDR	718,287.44	1,524,539.61		2,242,827.05	149.192	334,611,853.24
3000	SDR	5,669,177.55	1,837,778.50		7,506,956.05	149.192	1,119,977,787.01
3124	SDR	1,294,604.93	3,099,755.69		4,394,360.62	149.192	655,603,449.62
2579	SDR	2,233,764.59	842,186.20		3,075,950.79	149.192	458,907,250.26
2851	SDR	743,916.92	7,639,726.71		8,383,643.63	149.192	1,250,772,560.45
3157	SDR	2,115,461.91	3,177,326.00		5,292,787.91	149.192	789,641,613.87
3260	SDR	0.00	13,208,686.47		13,208,686.47	149.192	1,970,630,351.83
2990	SDR	0.00	1,776,195.45		1,776,195.45	149.192	264,994,151.58
3139	SDR	0.00	2,539,201.46		2,539,201.46	149.192	378,828,544.22
3255	SDR	0.00	5,112,218.33		5,112,218.33	149.192	762,702,077.09

Government of Nepal

Ministry of Finance

## Financial Comptroller General Office

### Debt Section

Anamnagar, Kathmandu, Nepal

## Loan ID-wise Outstanding external debt & Equivalent NPR

As on 2073/03/31 (2016-Jul-15)

Fiscal Year: 2072/73 Month: Aashadh

LoanID	Commit. Currency	In Commitment Currency			FX Rate	ClosingBalanceNPR
		Opening Balance	Disbursement	Principal Payment		
Donor: ADB						
Total of ADB						155,907,341,120.01
Donor: EEC						
9	DKK	190,680.00		13,620.00	15.950	2,824,107.00
9	GBP	187,530.00		13,395.00	142.080	24,741,100.80
9	EUR	671,305.48		47,950.28	119.270	74,347,574.70
23	DKK	257,880.00		18,420.00	15.950	3,819,387.00
23	GBP	253,680.00		18,120.00	142.080	33,468,364.80
23	EUR	908,313.03		64,879.48	119.270	100,596,319.51
26	DKK	193,200.00		13,800.00	15.950	2,861,430.00
26	GBP	190,134.00		13,581.00	142.080	25,084,650.24
26	EUR	680,854.45		48,632.48	119.270	75,405,114.36
Total of EEC						343,148,048.41
Donor: IDA						
166	USD	213,790.24		53,447.56	107.330	17,209,579.84
223	USD	357,899.15		65,072.52	107.330	31,429,082.20
291	USD	671,561.94		95,937.42	107.330	61,781,779.73
373	USD	1,340,812.31		178,760.00	107.330	124,723,074.43
397	USD	1,320,000.00		165,000.00	107.330	123,966,150.00
470	USD	1,989,000.00		234,000.00	107.330	188,364,150.00
470.1	USD	733,232.36		86,256.00	107.330	69,439,972.72
505	USD	790,282.07		88,000.00	107.330	75,375,934.57
600	USD	8,190,000.00		780,000.00	107.330	795,315,300.00
600.1	USD	4,662,000.00		444,000.00	107.330	452,717,940.00
617	USD	2,520,000.00		240,000.00	107.330	244,712,400.00
654	USD	2,970,000.00		270,000.00	107.330	289,791,000.00
659	USD	985,380.57		89,576.00	107.330	96,146,704.50
704	USD	2,629,506.21		219,124.00	107.330	258,706,322.60
705	USD	1,197,626.56		99,796.00	107.330	117,830,154.00
730	USD	6,120,000.00		510,000.00	107.330	602,121,300.00
772	USD	1,757,284.28		140,580.00	107.330	173,520,870.37
799	USD	5,655,000.00		435,000.00	107.330	560,262,600.00
812	USD	11,700,000.00		900,000.00	107.330	1,159,164,000.00
856	USD	5,460,000.00		420,000.00	107.330	540,943,200.00
939	USD	2,673,987.65		190,994.00	107.330	266,499,708.45
1008	USD	7,395,000.00		510,000.00	107.330	738,967,050.00
1055	USD	7,187,857.02		479,188.00	107.330	720,041,445.92
1059	USD	12,130,231.18		808,680.00	107.330	1,215,142,088.15
1062	SDR	1,519,093.87		101,272.00	149.192	211,527,680.43
1093	SDR	1,291,766.89		83,336.00	149.192	180,288,221.34

Government of Nepal

Ministry of Finance

## Financial Comptroller General Office

### Debt Section

Anamnagar, Kathmandu, Nepal

## Loan ID-wise Outstanding external debt & Equivalent NPR

As on 2073/03/31 (2016-Jul-15)

Fiscal Year: 2072/73 Month: Aashadh

LoanID	Commit. Currency	In Commitment Currency			FX Rate	ClosingBalanceNPR	
		Opening Balance	Disbursement	Principal Payment			Closing Balance
Donor: IDA							
1100	SDR	5,245,274.69		338,402.00	4,906,872.69	149.192	732,066,150.37
1101	SDR	2,055,310.17		132,598.00	1,922,712.17	149.192	286,853,274.07
1191	SDR	2,821,500.00		171,000.00	2,650,500.00	149.192	395,433,396.00
1198	SDR	4,905,008.21		297,270.00	4,607,738.21	149.192	687,437,679.03
1260	SDR	2,996,639.04		176,266.00	2,820,373.04	149.192	420,777,094.58
1316	SDR	7,927,500.00		453,000.00	7,474,500.00	149.192	1,115,135,604.00
1339	SDR	2,165,452.39		123,736.00	2,041,716.39	149.192	304,607,751.66
1379	SDR	2,879,889.71		159,992.00	2,719,897.71	149.192	405,786,979.15
1400	SDR	1,832,846.05		101,824.00	1,731,022.05	149.192	258,254,641.68
1452	SDR	5,632,373.30		304,450.00	5,327,923.30	149.192	794,883,532.97
1463	SDR	3,711,779.82		200,634.00	3,511,145.82	149.192	523,834,867.18
1478	SDR	42,848,377.44		2,255,172.00	40,593,205.44	149.192	6,056,181,506.00
1515	SDR	23,475,284.31		1,235,540.00	22,239,744.31	149.192	3,317,991,933.10
1534	SDR	4,623,372.27		237,094.00	4,386,278.27	149.192	654,397,627.66
1535	SDR	4,060,325.17		208,220.00	3,852,105.17	149.192	574,703,274.52
1570	SDR	3,576,555.03		178,822.00	3,397,733.03	149.192	506,914,586.21
1588	SDR	11,384,397.19		583,814.00	10,800,583.19	149.192	1,611,360,607.28
1696	SDR	2,817,120.98		134,144.00	2,682,976.98	149.192	400,278,701.60
1715	SDR	7,873,660.85		374,930.00	7,498,730.85	149.192	1,118,750,652.97
1727	SDR	2,532,588.52		120,598.00	2,411,990.52	149.192	359,849,689.66
1769	SDR	26,380,500.00		1,227,000.00	25,153,500.00	149.192	3,752,700,972.00
1814	SDR	18,712,228.73		850,550.00	17,861,678.73	149.192	2,664,819,573.09
1902	SDR	5,239,118.03		419,126.00	4,819,992.03	149.192	719,104,250.94
1922	SDR	4,571,179.43		351,628.00	4,219,551.43	149.192	629,523,316.94
1924	SDR	15,548,000.00		1,196,000.00	14,352,000.00	149.192	2,141,203,584.00
1988	SDR	8,578,589.31		635,448.00	7,943,141.31	149.192	1,185,053,138.32
2028	SDR	3,629,340.11		259,232.00	3,370,108.11	149.192	502,793,169.15
2044	SDR	4,918,344.77		351,308.00	4,567,036.77	149.192	681,365,349.79
2046	SDR	25,872,000.00		1,848,000.00	24,024,000.00	149.192	3,584,188,608.00
2047	SDR	9,003,450.15		643,100.00	8,360,350.15	149.192	1,247,297,359.58
2144	SDR	21,922,690.00		1,461,510.00	20,461,180.00	149.192	3,052,644,366.56
2239	SDR	6,912,144.37		432,006.00	6,480,138.37	149.192	966,784,803.70
2347	SDR	26,340,141.52		1,596,372.00	24,743,769.52	149.192	3,691,572,462.23
2357	SDR	14,430,446.53		848,848.00	13,581,598.53	149.192	2,026,265,847.89
2364	SDR	22,241,707.52		1,308,334.00	20,933,373.52	149.192	3,123,091,862.20
2430	SDR	11,324,076.76		647,086.00	10,676,990.76	149.192	1,592,921,605.47
2560	SDR	9,416,119.91		508,974.00	8,907,145.91	149.192	1,328,874,912.60
2578	SDR	25,912,457.92		1,400,672.00	24,511,785.92	149.192	3,656,962,364.98
2600	SDR	13,517,419.29		711,442.00	12,805,977.29	149.192	1,910,549,363.85
2912	SDR	9,473,105.70		231,048.00	9,242,057.70	149.192	1,378,841,072.38
2977	SDR	11,245,687.55		267,750.00	10,977,937.55	149.192	1,637,820,458.96

Government of Nepal

Ministry of Finance

## Financial Comptroller General Office

### Debt Section

Anamnagar, Kathmandu, Nepal

## Loan ID-wise Outstanding external debt & Equivalent NPR

As on 2073/03/31 (2016-Jul-15)

Fiscal Year: 2072/73 Month: Aashadh

LoanID	Commit. Currency	In Commitment Currency			FX Rate	ClosingBalanceNPR	
		Opening Balance	Disbursement	Principal Payment			Closing Balance
Donor: IDA							
3008	SDR	11,777,383.30		277,112.82	11,500,270.48	149.192	1,715,748,353.45
3009	SDR	43,831,291.57		1,031,320.46	42,799,971.11	149.192	6,385,413,289.84
3185	SDR	7,920,000.00		180,000.00	7,740,000.00	149.192	1,154,746,080.00
3215	SDR	3,143,871.64		71,450.00	3,072,421.64	149.192	458,380,729.31
3293	SDR	33,833,624.75		760,306.00	33,073,318.75	149.192	4,934,274,570.95
3581	SDR	11,437,324.05		245,962.30	11,191,361.75	149.192	1,669,661,642.21
3727	SDR	6,241,741.44		131,405.08	6,110,336.36	149.192	911,613,302.22
3766	SDR	22,679,593.98		472,491.54	22,207,102.44	149.192	3,313,122,027.23
3808	SDR	3,454,458.63		71,967.88	3,382,490.75	149.192	504,640,559.97
3830	SDR	49,470,000.00		1,020,000.00	48,450,000.00	149.192	7,228,352,400.00
3864	SDR	37,672,150.63		768,819.40	36,903,331.23	149.192	5,505,681,792.87
3911	SDR	16,660,000.00		340,000.00	16,320,000.00	149.192	2,434,813,440.00
3956	SDR	33,810,000.00		690,000.00	33,120,000.00	149.192	4,941,239,040.00
3980	SDR	6,762,000.00		138,000.00	6,624,000.00	149.192	988,247,808.00
4510	SDR	702,163.57		0.00	702,163.57	149.192	104,757,187.34
4515	SDR	7,706,651.06	1,096,628.37	0.00	8,803,279.43	149.192	1,313,378,864.72
4603	SDR	0.00	3,953,855.22	0.00	3,953,855.22	149.192	589,883,567.98
4637	SDR	26,827,916.33		0.00	26,827,916.33	149.192	4,002,510,493.11
4664	SDR	13,615,875.05		0.00	13,615,875.05	149.192	2,031,379,630.46
4652	SDR	46,066,441.74		0.00	46,066,441.74	149.192	6,872,744,576.07
4707	SDR	40,550,685.32	3,961,664.47	0.00	44,512,349.79	149.192	6,640,886,489.87
4750	SDR	10,937,244.67		0.00	10,937,244.67	149.192	1,631,749,406.81
4832	SDR	26,600,000.00		0.00	26,600,000.00	149.192	3,968,507,200.00
4902	SDR	18,411,895.93	5,318,827.86	0.00	23,730,723.79	149.192	3,540,434,143.68
4932	SDR	6,040,455.08	822,133.69	0.00	6,862,588.77	149.192	1,023,843,343.77
5138	SDR	20,141,648.35	8,732,797.57	0.00	28,874,445.92	149.192	4,307,836,335.70
5282	SDR	19,900,000.00		0.00	19,900,000.00	149.192	2,968,920,800.00
4905	SDR	2,349,944.23	697,039.74	0.00	3,046,983.97	149.192	454,585,632.45
5263	SDR	13,370,066.11	1,874,154.54	0.00	15,244,220.65	149.192	2,274,315,767.21
5273	SDR	5,881,480.85	5,075,215.88	0.00	10,956,696.73	149.192	1,634,651,498.54
4924	SDR	5,217,475.24	7,256,310.62	0.00	12,473,785.86	149.192	1,860,989,060.03
5246	SDR	648,235.18	1,996,304.57	0.00	2,644,539.75	149.192	394,544,174.38
4981	SDR	3,979,410.45	2,714,403.25	0.00	6,693,813.70	149.192	998,663,453.53
5446	SDR	3,620,694.32	1,164,779.11	0.00	4,785,473.43	149.192	713,954,351.97
5002	SDR	5,337,454.60	939,981.24	0.00	6,277,435.84	149.192	936,543,207.84
5137	SDR	931,734.28	3,248,507.50	0.00	4,180,241.78	149.192	623,658,631.64
5250	SDR	18,012,953.72	12,364,403.80	0.00	30,377,357.52	149.192	4,532,058,723.12
5344	SDR	6,149,353.10	2,726,516.54	0.00	8,875,869.64	149.192	1,324,208,743.33
5586	SDR	0.00	8,054,631.47	0.00	8,054,631.47	149.192	1,201,686,578.27
5701	SDR	0.00	72,000,000.00	0.00	72,000,000.00	149.192	10,741,824,000.00
5566	SDR	0.00	3,592,857.40		3,592,857.40	149.192	536,025,581.22

Government of Nepal

Ministry of Finance

## Financial Comptroller General Office

### Debt Section

Anamnagar, Kathmandu, Nepal

## Loan ID-wise Outstanding external debt & Equivalent NPR

As on 2073/03/31 (2016-Jul-15)

Fiscal Year: 2072/73 Month: Aashadh

LoanID	Commit. Currency	In Commitment Currency			FX Rate	ClosingBalanceNPR
		Opening Balance	Disbursement	Principal Payment		
Donor: IDA						
5706	SDR	0.00	14,154,682.37		149.192	2,111,765,372.15
Total of IDA						182,798,107,552.82
Donor: IFAD						
10	USD	3,887,761.74		288,000.00	107.330	386,362,427.55
57	SDR	3,797,500.00		245,000.00	149.192	530,004,580.00
82	SDR	2,509,662.37		152,098.00	149.192	351,729,743.49
166	SDR	7,368,391.03		377,866.00	149.192	1,042,930,410.28
191	SDR	326,177.52		15,530.00	149.192	46,346,124.80
208	SDR	2,612,500.00		118,750.00	149.192	372,047,550.00
250	SDR	2,250,486.43		91,860.00	149.192	322,049,794.34
352	SDR	1,903,083.74		102,870.00	149.192	268,577,488.30
452	SDR	4,683,479.86		212,886.00	149.192	666,976,839.16
576	SDR	9,453,734.49	2,726,649.15	520,000.00	149.192	1,739,635,956.02
646A	SDR	644,241.46		0.00	149.192	96,115,671.90
646	SDR	7,030,833.00		238,334.00	149.192	1,013,386,510.81
796	SDR	2,135,622.69	607,791.78	0.00	149.192	409,295,491.61
881	SDR	1,569,035.84	741,661.44	0.00	149.192	344,737,548.60
Total of IFAD						7,590,196,136.86
Donor: NDF						
37	EUR	3,355,655.49		203,373.05	119.270	375,972,726.62
76	EUR	4,140,898.17		230,049.91	119.270	466,446,871.97
129	EUR	4,281,234.99		214,061.74	119.270	485,091,753.53
223	EUR	1,418,466.43		33,773.02	119.270	165,152,383.01
265	EUR	7,034,402.03	78,470.42	125,403.53	119.270	833,395,418.09
Total of NDF						2,326,059,153.22
Donor: OFID						
698	USD	0.00			107.330	0.00
825	USD	120,291.35		48,100.00	107.330	7,748,297.60
838	USD	5,480,120.00		913,320.00	107.330	490,154,644.00
1060	USD	3,100,234.41		310,021.72	107.330	299,473,528.02
1155	USD	6,853,770.56	17,230.07	666,660.00	107.330	665,911,879.82
1185	USD	7,390,026.81		666,660.00	107.330	721,618,959.72
1346	USD	1,087,512.38	1,316,285.24	565,648.19	107.330	197,288,578.32
1364	USD	1,792,242.52	3,376,250.29	1,133,320.00	107.330	433,095,097.70
1442	USD	5,714,525.72	1,061,392.45	0.00	107.330	727,259,297.19
Total of OFID						3,542,550,282.35
Donor: Austria						
1	EUR	1,009,521.64		218,018.50	119.270	94,402,579.51



Government of Nepal

Ministry of Finance

## Financial Comptroller General Office

### Debt Section

Anamnagar, Kathmandu, Nepal

## Loan ID-wise Outstanding external debt & Equivalent NPR

As on 2073/03/31 (2016-Jul-15)

Fiscal Year: 2072/73 Month: Aashadh

LoanID	Commit. Currency	In Commitment Currency			FX Rate	ClosingBalanceNPR	
		Opening Balance	Disbursement	Principal Payment			Closing Balance
Donor: Austria							
Total of Austria						94,402,579.51	
Donor: Belgium							
1985	EUR	123,956.68		123,956.69	-0.01	119.270	-1.19
1986	EUR	371,842.15		185,920.00	185,922.15	119.270	22,174,934.83
1994	EUR	1,115,529.25		123,946.00	991,583.25	119.270	118,266,134.23
1999	EUR	1,597,045.00		106,209.00	1,490,836.00	119.270	177,812,009.72
2000	EUR	2,005,787.00		122,703.00	1,883,084.00	119.270	224,595,428.68
2001	EUR	2,197,477.42		119,273.46	2,078,203.96	119.270	247,867,386.31
2003	EUR	1,348,895.35		64,245.01	1,284,650.34	119.270	153,220,246.05
Total of Belgium						943,936,138.63	
Donor: China							
359	RMB	366,510,466.60	3,413,572.94	0.00	369,924,039.54	16.050	5,937,280,834.62
383	RMB	34,925,898.62		0.00	34,925,898.62	16.050	560,560,672.85
494	RMB	131,277,510.00		0.00	131,277,510.00	16.050	2,107,004,035.50
Total of China						8,604,845,542.97	
Donor: France							
298	EUR	4,578.34		4,577.74	0.60	119.270	71.56
375	EUR	436,755.58		145,585.50	291,170.08	119.270	34,727,855.44
447	EUR	339,046.68		321,169.68	17,877.00	119.270	2,132,189.79
502	EUR	531,809.67		328,897.45	202,912.22	119.270	24,201,340.48
503	EUR	143,070.44		69,364.00	73,706.44	119.270	8,790,967.10
545	EUR	3,979,929.57		560,742.86	3,419,186.71	119.270	407,806,398.90
897	EUR	1,238,884.00		82,572.00	1,156,312.00	119.270	137,913,332.24
Total of France						615,572,155.51	
Donor: India							
00001984	USD	49,833,664.07	2,610,721.83	10,726,604.93	41,717,780.97	107.330	4,477,569,431.51
00000903	USD	5,261,208.67	10,826,207.51	0.00	16,087,416.18	107.330	1,726,662,378.60
Total of India						6,204,231,810.11	
Donor: Japan							
4	JPY	2,285,130,000.00		914,052,000.00	1,371,078,000.00	1.016	1,393,015,248.00
5	JPY	705,617,000.00		128,294,000.00	577,323,000.00	1.016	586,560,168.00
6	JPY	1,322,970,000.00		120,270,000.00	1,202,700,000.00	1.016	1,221,943,200.00
7	JPY	7,499,725,000.00		652,150,000.00	6,847,575,000.00	1.016	6,957,136,200.00
8	JPY	1,742,822,780.00	462,298,157.00	33,724,000.00	2,171,396,937.00	1.016	2,206,139,287.99
8A	JPY	383,235,572.00	103,993,070.00	20,032,000.00	467,196,642.00	1.016	474,671,788.27
Total of Japan						12,839,465,892.26	
Donor: Korea							

Government of Nepal

Ministry of Finance

**Financial Comptroller General Office**

**Debt Section**

Anamnagar, Kathmandu, Nepal

**Loan ID-wise Outstanding external debt & Equivalent NPR**

As on 2073/03/31 (2016-Jul-15)

Fiscal Year: 2072/73 Month: Aashadh

LoanID	Commit. Currency	In Commitment Currency			FX Rate	ClosingBalanceNPR	
		Opening Balance	Disbursement	Principal Payment			Closing Balance
Donor: Korea							
1	KRW	7,749,375,000.00		619,950,000.00	7,129,425,000.00	0.095	675,156,547.50
2	KRW	56,385,479,740.00		0.00	56,385,479,740.00	0.095	5,339,704,931.38
Total of Korea							6,014,861,478.88
Donor: Kuwait							
552	KUD	684,000.00		74,000.00	610,000.00	354.875	216,473,872.00
Total of Kuwait							216,473,872.00
Donor: Russia							
1	USD	1,163,469.70		1,163,469.70	0.00	107.330	0.00
Total of Russia							0.00
Donor: Saudi							
465	SAR	23,541,942.65	5,420,970.06	3,750,000.00	25,212,912.71	28.620	721,593,561.76
Total of Saudi							721,593,561.76
Grand Total							388,762,785,325.30

Government of Nepal  
Ministry of Finance  
Financial Comptroller General Office  
Anamnagar, Kathmandu

**Statement of Annual Disbursement(Disbursing Loans)**

FY: 2072/73

Loan ID	Donor	Project Name	Amount(Rs.)
1820	ADB	Melamchi Water Supply	1,248,496,162.44
2059	ADB	Kathmandu Valley Water Services	(6,471.68)
2581	ADB	Air Transport Capacity Enhancement Project	364,598,684.79
2587	ADB	Energy Access and Efficiency Improvement Project	725,684,096.20
2641	ADB	RURAL FINANCE SECTOR DEVELOPMENT CLUSTER PROGRAM (SUBPROGRAM2)	2,886,024,813.32
2650	ADB	Secondary Towns Integrated Urban Environmental Improvement Project	814,759,149.35
2656	ADB	Kathmandu Sustainable Urban Transport Project	107,288,726.39
2685	ADB	Subregional Transport Enhancement Project	17,832,690.50
2776	ADB	Kathmandu Valley Water Supply Improvement Project	1,272,791,857.78
2796	ADB	Subregional Transport Enhancement Project	482,640,028.33
2808	ADB	Electricity Transmission	477,882,072.21
3012	ADB	SASEC ROAD CON PROJ	706,152,983.17
3057	ADB	BAGMATI RIVER BASIN IMPROVEMENT PROJECT	1,127,628,299.75
3000	ADB	KATHMANDU VALLEY WASTEWATER MANAGEMENT PROJECT	226,628,127.34
3124	ADB	COMMUNITY-MANAGED IRRIGATED AGRICULTURE SECTOR PROJ-ADDL FINANCIN	271,984,971.69
2579	ADB	SOUTH ASIA TOURISM INFRASTRUCTURE DEV'T PROJ(BAN/IND/NEP)-NEPAL	127,149,760.44
2851	ADB	INTEGRATED URBAN DEVELOPMENT PROJECT(SF)	461,042,401.80
3157	ADB	THIRD SMALL TOWNS WATER SUPPLY AND SANITATION SECTOR PROJECT	476,829,281.88
3260	ADB	Earthquake Emergency Assistance Project	1,949,463,985.88
2990	ADB	TANAHU HYDROPOWER PROJECT	261,800,407.12
3139	ADB	S. ASIA S.REGIONAL ECO. COOPERATION PWR SYS EXPANSION PRO	378,010,030.42
3255	ADB	KATHMANDU VALLEY Urban water supply	780,774,640.34
	<b>ADB total</b>		<b>15,165,456,699.46</b>
4515	IDA	Irrigation & Water Resources Management Project- Additional Financing	165,768,478.03
4603	IDA	Project for Agriculture Commercialization and Trade (PACT)	586,201,955.31
4707	IDA	Second HNP and HIV/AIDS Project	602,545,376.48
4902	IDA	Nepal-India Electricity Transmission and Trade Project	791,214,935.59
4932	IDA	Kabeli Transmission Project	121,726,660.63
5138	IDA	Bridges Improvement and Maintenance Project	1,322,326,640.97
4905	IDA	Urban Governance and Development Program : Emerging Towns Project	102,543,531.92
5263	IDA	Additional Financing for Nepal-India Electricity Transmission and Trade Project	275,545,938.98
5273	IDA	Nepal-India Regional Trade and Transport Project	757,222,254.41
4924	IDA	Enhanced Vocational Education and Training	1,060,608,109.21
5246	IDA	Kali Gandaki A Hydropower Plant Rehabilitation Project (KGAHPRP)	1,651,558,254.85
4981	IDA	Modernization of Rani Jamara Kulariya Irrigation Scheme - Phase 1	404,595,400.30
5446	IDA	Rural Water Supply and Sanitation Improvement Proj	176,789,089.75
5002	IDA	Road Sector Development Project	140,933,972.26
5137	IDA	Community Action for Nutrition Project (Sunaula Hazar Din)	479,568,574.78
5250	IDA	School Sector Reform Program	1,876,242,833.76
5344	IDA	Irrigation & Water Resources Management Project	411,058,534.96
5586	IDA	Higher Education Reforms Project	1,188,516,758.15
5701	IDA	Financial sector stability DPC2	10,504,996,142.40
5566	IDA	Grid Solar and Energy Efficiency	548,016,791.07
5706	IDA	Earthquake Housing Reconstruction Project	2,127,600,000.00
	<b>IDA Total</b>		<b>25,295,580,233.81</b>
576	IFAD	WESTERN UPLANDS POVERTY ALLEVIATION	407,761,691.89
796	IFAD	High Value Agricultural Project in Hill and Mountain Areas	907,588,94.79
881	IFAD	Improved Seeds for Farmers Programmes	110,522,218.5
	<b>IFAD Total</b>		<b>609,042,805.16</b>
265	NDF	Melamchi Water Supply	9,603,990.77
	<b>NDF Total</b>		<b>9,603,990.77</b>
1155	OFID	Road Connectivity Project	1,782,450.74
1346	OFID	Lumbini Connectivity and Infrastructure Improvement Project	134,011,000.28
1364	OFID	Urban Infrastructure Improvement Project	353,644,498.45

Loan ID	Donor	Project Name	Amount(Rs.)
1442	OFID	Rural Connectivity and Community Development Project	108,060,365.33
	<b>OFID Total</b>		<b>597,498,314.80</b>
359	CHINA	Upper Trishuli 3A Hydroelectric Project	56,699,446.53
	<b>CHINA Total</b>		<b>56,699,446.53</b>
1984	INDIA	EXIM Bank's Line of Credit	277,277,448.02
903	INDIA	EXIM Bank's Line of Credit	1,150,680,401.41
	<b>INDIA Total</b>		<b>1,427,957,849.43</b>
8	JAPAN	Melamchi Water Supply Project Cnstrcn	427,955,542.29
8A	JAPAN	Melamchi Water Supply Project	93,895,323.15
	<b>JAPAN Total</b>		<b>521,850,865.44</b>
465	SAUDI	Completion of Bagmati Irrigation	90,277,856.55
	<b>SAUDI Total</b>		<b>90,277,856.55</b>
	<b>Grand Total</b>		<b>43,773,968,061.95</b>

Government of Nepal  
Ministry of Finance  
**Financial Comptroller General Office**  
**Debt Section**  
**Anamnagar, Kathmandu, Nepal**  
**Disbursement Statement**

As on 2073/03/31 (2016-Jul-15)

Fiscal Year: 2072/73      Month: Aashadh

SN	Loan ID	Value Date	Commit. Currency	Disbursement (Commit Curr.)	Disburse. Currency	Disburse. Amount	FX Rate	Equivalent NPR
<i>DonorType:</i>		Multilateral						
Donor: ADB								
1	1820	2015-Aug-13	SDR	44,818.80	USD	62,349.68	103.440	6,449,450.90
2	1820	2015-Aug-14	SDR	382,549.73	USD	534,223.05	103.760	55,430,983.67
3	1820	2015-Oct-05	SDR	672,829.47	USD	944,477.64	104.520	98,716,802.93
4	1820	2015-Oct-06	SDR	311,440.11	USD	436,112.70	104.030	45,368,804.18
5	1820	2015-Nov-05	SDR	93,545.59	USD	130,758.03	104.600	13,677,289.94
6	1820	2015-Nov-09	SDR	547,666.69	USD	763,058.52	104.920	80,060,099.92
7	1820	2015-Nov-10	SDR	344,960.52	USD	479,491.68	105.900	50,778,168.91
8	1820	2015-Nov-16	SDR	1,018,420.48	USD	1,405,277.68	105.460	148,200,584.13
9	1820	2015-Nov-18	SDR	136,109.34	USD	188,386.21	105.370	19,850,254.95
10	1820	2015-Dec-11	SDR	406,865.90	USD	563,147.16	106.510	59,980,804.01
11	1820	2015-Dec-15	SDR	273,600.17	USD	380,670.86	107.000	40,731,782.02
12	1820	2015-Dec-15	SDR	45,907.96	USD	63,873.58	107.000	6,834,473.06
13	1820	2016-Apr-08	SDR	730,706.84	USD	1,028,718.32	106.140	109,188,162.48
14	1820	2016-Apr-20	SDR	898,118.83	USD	1,262,386.84	106.190	134,052,858.54
15	1820	2016-May-10	SDR	661,092.59	USD	936,523.60	105.990	99,262,136.36
16	1820	2016-May-13	SDR	203,017.72	USD	286,577.79	106.270	30,454,621.74
17	1820	2016-Jun-08	SDR	716,221.73	USD	1,004,307.59	106.520	106,978,844.49
18	1820	2016-Jun-15	SDR	259,617.65	USD	367,091.57	107.290	39,385,254.55
19	1820	2016-Jun-24	SDR	160,133.78	USD	227,144.96	107.960	24,522,569.88
20	1820	2016-Jul-14	SDR	527,840.10	USD	733,497.16	107.120	78,572,215.78
Total of 1820				8,435,464.00				1,248,496,162.44
1	2059	2015-Sep-03	SDR	-43.63	USD	-61.25	105.660	-6,471.68
Total of 2059				-43.63				-6,471.68
1	2581	2015-Oct-16	SDR	608,435.31	USD	858,879.45	103.350	88,765,191.16
2	2581	2015-Oct-19	SDR	726,248.17	USD	1,027,052.90	103.400	106,197,269.86
3	2581	2015-Nov-15	SDR	71,519.95	USD	98,676.79	105.550	10,415,335.18
4	2581	2015-Nov-27	SDR	12,344.04	USD	16,994.29	106.200	1,804,793.60
5	2581	2015-Nov-27	SDR	117,382.94	USD	161,603.44	106.200	17,162,285.33

Government of Nepal  
Ministry of Finance  
**Financial Comptroller General Office**  
**Debt Section**  
**Anamnagar, Kathmandu, Nepal**  
**Disbursement Statement**

As on 2073/03/31 (2016-Jul-15)

Fiscal Year: 2072/73      Month: Aashadh

SN	Loan ID	Value Date	Commit. Currency	Disbursement (Commit Curr.)	Disburse. Currency	Disburse. Amount	FX Rate	Equivalent NPR
<b>Donor: ADB</b>								
6	2581	2015-Dec-14	SDR	405,162.22	USD	562,385.42	106.720	60,017,772.02
7	2581	2015-Dec-15	SDR	456,289.28	USD	634,853.53	107.000	67,929,327.71
8	2581	2016-May-15	SDR	81,839.22	USD	115,523.42	106.530	12,306,709.93
<b>Total of 2581</b>				<b>2,479,221.13</b>				<b>364,598,684.79</b>
1	2587	2015-Jul-20	SDR	14,786.52	USD	20,665.93	101.250	2,092,425.41
2	2587	2015-Jul-22	SDR	390,286.39	USD	542,888.37	101.460	55,081,454.02
3	2587	2015-Aug-06	SDR	53,967.44	USD	75,246.80	101.810	7,660,876.71
4	2587	2015-Aug-17	SDR	36,806.77	USD	51,592.05	103.710	5,350,611.51
5	2587	2015-Aug-18	SDR	5,789.08	USD	8,109.00	104.190	844,876.71
6	2587	2015-Aug-19	SDR	29,178.67	USD	40,956.35	104.210	4,268,061.23
7	2587	2015-Aug-24	SDR	15,906.40	USD	22,240.01	105.030	2,335,868.25
8	2587	2015-Aug-28	SDR	159,679.80	USD	227,109.38	105.170	23,885,093.49
9	2587	2015-Sep-03	SDR	295,402.91	USD	414,686.61	105.660	43,815,787.21
10	2587	2015-Sep-04	SDR	13,231.36	USD	18,627.90	105.610	1,967,292.52
11	2587	2015-Oct-15	SDR	125,270.87	USD	176,816.07	103.800	18,353,508.07
12	2587	2015-Oct-15	SDR	68,918.31	USD	97,276.13	103.800	10,097,262.29
13	2587	2015-Oct-19	SDR	74,449.08	USD	105,285.14	103.400	10,886,483.48
14	2587	2015-Oct-26	SDR	200,583.84	USD	283,390.87	103.430	29,311,117.68
15	2587	2015-Oct-29	SDR	14,003.42	USD	19,556.48	103.760	2,029,180.36
16	2587	2015-Nov-05	SDR	601,982.96	USD	841,451.78	104.600	88,015,856.19
17	2587	2015-Nov-09	SDR	31,107.41	USD	43,341.64	104.920	4,547,404.87
18	2587	2015-Nov-09	SDR	191,002.41	USD	266,121.75	104.920	27,921,494.01
19	2587	2015-Nov-09	SDR	34,626.85	USD	48,245.25	104.920	5,061,891.63
20	2587	2015-Nov-10	SDR	22,080.12	USD	30,691.15	105.900	3,250,192.78
21	2587	2015-Nov-10	SDR	4,802.35	USD	6,675.22	105.900	706,905.80
22	2587	2015-Nov-17	SDR	4,808.39	USD	6,636.25	105.240	698,398.95
23	2587	2015-Nov-18	SDR	4,795.45	USD	6,637.28	105.370	699,370.19
24	2587	2015-Nov-27	SDR	81,185.85	USD	111,770.19	106.200	11,869,994.18
25	2587	2015-Dec-03	SDR	4,544.61	USD	6,235.97	106.280	662,758.89

Government of Nepal  
Ministry of Finance  
**Financial Comptroller General Office**  
**Debt Section**  
**Anamnagar, Kathmandu, Nepal**  
**Disbursement Statement**

As on 2073/03/31 (2016-Jul-15)

Fiscal Year: 2072/73      Month: Aashadh

SN	Loan ID	Value Date	Commit. Currency	Disbursement (Commit Curr.)	Disburse. Currency	Disburse. Amount	FX Rate	Equivalent NPR
<b>Donor: ADB</b>								
26	2587	2015-Dec-03	SDR	81.95	USD	112.45	106.280	11,951.19
27	2587	2015-Dec-03	SDR	111.85	USD	153.48	106.280	16,311.85
28	2587	2015-Dec-07	SDR	23,967.07	USD	32,915.17	106.420	3,502,832.39
29	2587	2015-Dec-08	SDR	3,272.53	USD	4,483.00	106.320	476,632.56
30	2587	2015-Dec-11	SDR	138,320.76	USD	191,451.15	106.510	20,391,461.99
31	2587	2015-Dec-17	SDR	76,458.58	USD	106,448.70	106.670	11,354,882.83
32	2587	2015-Dec-17	SDR	49,263.06	USD	68,586.00	106.670	7,316,068.62
33	2587	2015-Dec-18	SDR	7,675.45	USD	10,698.27	106.170	1,135,835.33
34	2587	2015-Dec-22	SDR	8,492.44	USD	11,744.62	105.750	1,241,993.57
35	2587	2015-Dec-23	SDR	288,051.46	USD	398,548.00	105.830	42,178,334.84
36	2587	2015-Dec-28	SDR	380,415.50	USD	527,990.08	105.640	55,776,872.05
37	2587	2016-Jan-21	SDR	30,476.64	USD	42,165.96	108.640	4,580,909.89
38	2587	2016-Feb-01	SDR	106,894.02	USD	147,633.47	108.160	15,968,036.12
39	2587	2016-Feb-23	SDR	270,593.45	USD	377,537.39	109.440	41,317,691.96
40	2587	2016-Mar-14	SDR	101,928.58	USD	141,635.88	106.970	15,150,790.08
41	2587	2016-Apr-15	SDR	140,044.42	USD	197,921.98	106.330	21,045,044.13
42	2587	2016-Apr-25	SDR	27,433.52	USD	38,715.01	106.080	4,106,888.26
43	2587	2016-May-04	SDR	4,037.09	USD	5,706.26	105.860	604,064.68
44	2587	2016-May-06	SDR	30,968.61	USD	44,192.83	106.100	4,688,859.26
45	2587	2016-May-23	SDR	273,919.04	USD	385,721.84	107.610	41,507,527.20
46	2587	2016-Jun-02	SDR	144,596.25	USD	203,277.75	107.580	21,868,620.34
47	2587	2016-Jun-28	SDR	255,659.51	USD	363,506.92	109.080	39,651,334.83
48	2587	2016-Jul-08	SDR	10,971.04	USD	15,324.79	107.540	1,648,027.92
49	2587	2016-Jul-15	SDR	58,756.43	USD	81,785.42	106.730	8,728,957.88
<b>Total of 2587</b>				<b>4,911,586.51</b>				<b>725,684,096.20</b>
1	2641	2015-Aug-18	SDR	19,775,000.00	USD	27,699,633.49	104.190	2,886,024,813.32
<b>Total of 2641</b>				<b>19,775,000.00</b>				<b>2,886,024,813.32</b>
1	2650	2015-Jul-23	SDR	425,264.94	USD	590,510.14	101.360	59,854,107.79
2	2650	2015-Aug-26	SDR	54,320.99	USD	76,622.47	105.440	8,079,073.24

Government of Nepal  
Ministry of Finance  
**Financial Comptroller General Office**  
**Debt Section**  
**Anamnagar, Kathmandu, Nepal**  
**Disbursement Statement**

As on 2073/03/31 (2016-Jul-15)

Fiscal Year: 2072/73      Month: Aashadh

SN	Loan ID	Value Date	Commit. Currency	Disbursement (Commit Curr.)	Disburse. Currency	Disburse. Amount	FX Rate	Equivalent NPR
<b>Donor: ADB</b>								
3	2650	2015-Sep-09	SDR	1,383,581.59	USD	1,939,310.97	106.280	206,109,969.89
4	2650	2015-Oct-22	SDR	428,392.80	USD	604,967.75	103.960	62,892,447.29
5	2650	2015-Nov-30	SDR	119,862.04	USD	165,016.47	106.520	17,577,554.38
6	2650	2015-Nov-30	SDR	58,835.74	USD	81,000.34	106.520	8,628,156.22
7	2650	2015-Dec-02	SDR	73,587.45	USD	101,076.78	106.120	10,726,267.89
8	2650	2015-Dec-11	SDR	70,286.29	USD	97,283.96	106.510	10,361,714.58
9	2650	2015-Dec-15	SDR	73,084.98	USD	101,686.06	107.000	10,880,408.42
10	2650	2015-Dec-21	SDR	177,986.28	USD	247,075.22	105.920	26,170,207.30
11	2650	2016-May-16	SDR	649,880.93	USD	918,522.21	106.530	97,850,171.03
12	2650	2016-May-26	SDR	185,884.28	USD	261,204.59	107.480	28,074,269.33
13	2650	2016-Jun-08	SDR	175,737.65	USD	246,424.61	106.520	26,249,149.46
14	2650	2016-Jun-09	SDR	294,541.97	USD	415,922.71	107.060	44,528,685.33
15	2650	2016-Jun-09	SDR	329,834.05	USD	465,758.66	107.060	49,864,122.14
16	2650	2016-Jun-15	SDR	82,183.74	USD	116,205.34	107.290	12,467,670.93
17	2650	2016-Jun-27	SDR	290,299.49	USD	411,139.56	109.040	44,830,657.62
18	2650	2016-Jun-28	SDR	126,118.66	USD	179,320.55	109.080	19,560,285.59
19	2650	2016-Jun-30	SDR	288,263.35	USD	401,161.69	108.530	43,538,078.22
20	2650	2016-Jun-30	SDR	175,562.07	USD	244,320.95	108.530	26,516,152.70
<b>Total of 2650</b>				<b>5,463,509.29</b>				<b>814,759,149.35</b>
1	2656	2015-Sep-09	SDR	266,109.23	USD	372,994.66	106.280	39,641,872.46
2	2656	2015-Dec-09	SDR	121,778.30	USD	168,872.40	106.510	17,986,599.32
3	2656	2015-Dec-15	SDR	32,419.98	USD	45,107.21	107.000	4,826,471.47
4	2656	2016-Jan-01	SDR	7,617.37	USD	10,571.09	105.580	1,116,095.68
5	2656	2016-May-03	SDR	148,405.26	USD	209,146.05	105.930	22,154,841.08
6	2656	2016-Jun-28	SDR	130,220.72	USD	185,153.03	109.080	20,196,492.51
7	2656	2016-Jul-01	SDR	9,090.22	USD	12,684.31	107.720	1,366,353.87
<b>Total of 2656</b>				<b>715,641.08</b>				<b>107,288,726.39</b>
1	2685	2015-Sep-15	SDR	42,617.89	USD	59,833.81	105.880	6,335,203.80
2	2685	2016-Mar-15	SDR	2,975.35	USD	4,131.07	106.960	441,859.25



Government of Nepal  
Ministry of Finance  
**Financial Comptroller General Office**  
**Debt Section**  
**Anamnagar, Kathmandu, Nepal**  
**Disbursement Statement**

As on 2073/03/31 (2016-Jul-15)

Fiscal Year: 2072/73 Month: Aashadh

SN	Loan ID	Value Date	Commit. Currency	Disbursement (Commit Curr.)	Disburse. Currency	Disburse. Amount	FX Rate	Equivalent NPR
<b>Donor: ADB</b>								
3	2685	2016-Jul-13	SDR	74,106.32	USD	103,198.24	107.130	11,055,627.45
<b>Total of 2685</b>				<b>119,699.56</b>				<b>17,832,690.50</b>
1	2776	2015-Sep-15	SDR	88,605.64	USD	124,398.77	105.880	13,171,341.77
2	2776	2015-Sep-25	SDR	626,314.38	USD	879,533.28	105.450	92,746,784.38
3	2776	2015-Sep-25	SDR	2,528,662.99	USD	3,551,001.43	105.450	374,453,100.79
4	2776	2015-Dec-03	SDR	950,968.01	USD	1,304,889.77	106.280	138,683,684.76
5	2776	2015-Dec-15	SDR	190,321.56	USD	264,802.00	107.000	28,333,814.00
6	2776	2015-Dec-21	SDR	1,440,643.13	USD	1,999,857.58	105.920	211,824,914.87
7	2776	2015-Dec-22	SDR	99,838.03	USD	138,071.00	105.750	14,601,008.25
8	2776	2016-Mar-15	SDR	116,399.66	USD	161,612.78	106.960	17,286,102.95
9	2776	2016-Jun-01	SDR	187,999.22	USD	264,294.95	107.820	28,496,281.51
10	2776	2016-Jun-21	SDR	1,441,598.69	USD	2,028,617.67	108.150	219,395,001.01
11	2776	2016-Jun-30	SDR	506,533.14	USD	704,916.84	108.530	76,504,624.65
12	2776	2016-Jun-30	SDR	379,348.53	USD	527,920.38	108.530	57,295,198.84
<b>Total of 2776</b>				<b>8,557,232.98</b>				<b>1,272,791,857.78</b>
1	2796	2015-Jul-17	SDR	60,793.12	USD	84,936.50	101.270	8,601,519.36
2	2796	2015-Jul-17	SDR	73,436.42	USD	102,600.96	101.270	10,390,399.22
3	2796	2015-Jul-21	SDR	70,432.14	USD	97,997.16	101.450	9,941,811.88
4	2796	2015-Aug-11	SDR	53,059.67	USD	73,820.86	101.780	7,513,487.13
5	2796	2015-Aug-25	SDR	85,286.78	USD	119,750.32	106.380	12,739,039.04
6	2796	2015-Sep-29	SDR	57,152.69	USD	80,337.82	105.460	8,472,426.50
7	2796	2015-Sep-29	SDR	44,840.03	USD	63,030.29	105.460	6,647,174.38
8	2796	2015-Oct-13	SDR	65,067.34	USD	91,681.84	103.450	9,484,486.35
9	2796	2015-Oct-28	SDR	66,783.88	USD	93,524.15	103.640	9,692,842.91
10	2796	2015-Oct-28	SDR	49,943.30	USD	69,940.59	103.640	7,248,642.75
11	2796	2015-Nov-12	SDR	68,291.86	USD	94,355.45	105.800	9,982,806.61
12	2796	2015-Dec-15	SDR	21,949.19	USD	30,538.79	107.000	3,267,650.53
13	2796	2015-Dec-18	SDR	331,947.26	USD	462,678.06	106.170	49,122,529.63
14	2796	2015-Dec-21	SDR	210,263.30	USD	291,881.20	105.920	30,916,056.70

Government of Nepal  
Ministry of Finance  
**Financial Comptroller General Office**  
**Debt Section**  
**Anamnagar, Kathmandu, Nepal**  
**Disbursement Statement**

As on 2073/03/31 (2016-Jul-15)

Fiscal Year: 2072/73 Month: Aashadh

SN	Loan ID	Value Date	Commit. Currency	Disbursement (Commit Curr.)	Disburse. Currency	Disburse. Amount	FX Rate	Equivalent NPR
<b>Donor: ADB</b>								
15	2796	2015-Dec-21	SDR	256,306.88	USD	355,797.52	105.920	37,686,073.32
16	2796	2015-Dec-21	SDR	59,084.38	USD	82,019.17	105.920	8,687,470.49
17	2796	2015-Dec-21	SDR	58,820.69	USD	81,653.12	105.920	8,648,698.47
18	2796	2015-Dec-22	SDR	537,523.42	USD	743,368.02	105.750	78,611,168.11
19	2796	2016-Mar-31	SDR	17,866.38	USD	24,996.85	105.870	2,646,416.51
20	2796	2016-Apr-11	SDR	27,867.01	USD	39,179.35	106.060	4,155,361.86
21	2796	2016-May-04	SDR	103,886.59	USD	146,839.54	105.860	15,544,433.70
22	2796	2016-May-04	SDR	40,750.82	USD	57,599.66	105.860	6,097,500.01
23	2796	2016-May-11	SDR	128,315.69	USD	181,873.38	106.330	19,338,596.50
24	2796	2016-May-31	SDR	44,509.90	USD	62,580.92	107.290	6,714,306.91
25	2796	2016-Jun-10	SDR	86,544.40	USD	122,437.83	106.510	13,040,853.27
26	2796	2016-Jun-10	SDR	84,247.14	USD	119,187.80	106.510	12,694,692.58
27	2796	2016-Jun-10	SDR	53,218.32	USD	75,290.08	106.510	8,019,146.42
28	2796	2016-Jun-10	SDR	64,422.26	USD	91,140.75	106.510	9,707,401.28
29	2796	2016-Jun-13	SDR	77,934.98	USD	110,257.73	106.520	11,744,653.40
30	2796	2016-Jun-15	SDR	79,694.00	USD	112,684.92	107.290	12,089,965.07
31	2796	2016-Jun-15	SDR	31,274.44	USD	44,221.12	107.290	4,744,483.96
32	2796	2016-Jun-28	SDR	53,826.91	USD	76,533.25	109.080	8,348,246.91
33	2796	2016-Jun-29	SDR	72,317.62	USD	101,105.09	108.960	11,016,410.61
34	2796	2016-Jun-30	SDR	35,218.04	USD	49,011.18	108.530	5,319,183.37
35	2796	2016-Jun-30	SDR	91,131.34	USD	126,822.93	108.530	13,764,092.59
<b>Total of 2796</b>				<b>3,264,008.19</b>				<b>482,640,028.33</b>
1	2808	2015-Jul-31	SDR	3,904.75	USD	5,456.42	102.020	556,663.97
2	2808	2015-Aug-05	SDR	5,197.58	USD	7,249.07	101.790	737,882.84
3	2808	2015-Aug-05	SDR	37,846.14	USD	52,784.01	101.790	5,372,884.38
4	2808	2015-Aug-07	SDR	20,782.77	USD	28,992.59	101.740	2,949,706.11
5	2808	2015-Aug-07	SDR	252,320.39	USD	351,994.51	101.740	35,811,921.45
6	2808	2015-Aug-07	SDR	98,356.16	USD	137,209.80	101.740	13,959,725.05
7	2808	2015-Aug-07	SDR	67,402.86	USD	94,029.00	101.740	9,566,510.46

Government of Nepal  
Ministry of Finance  
**Financial Comptroller General Office**  
**Debt Section**  
**Anamnagar, Kathmandu, Nepal**  
**Disbursement Statement**

As on 2073/03/31 (2016-Jul-15)

Fiscal Year: 2072/73      Month: Aashadh

SN	Loan ID	Value Date	Commit. Currency	Disbursement (Commit Curr.)	Disburse. Currency	Disburse. Amount	FX Rate	Equivalent NPR
<b>Donor: ADB</b>								
8	2808	2015-Aug-07	SDR	92,530.05	USD	129,082.20	101.740	13,132,823.03
9	2808	2015-Aug-12	SDR	1,097,131.36	USD	1,526,570.51	27.310	41,690,640.63
10	2808	2015-Aug-24	SDR	5,553.61	USD	7,764.94	105.030	815,551.65
11	2808	2015-Aug-24	SDR	35,424.62	USD	49,530.00	105.030	5,202,135.90
12	2808	2015-Aug-26	SDR	20,985.43	USD	29,601.00	105.440	3,121,129.44
13	2808	2015-Aug-26	SDR	1,410.09	USD	1,989.00	105.440	209,720.16
14	2808	2015-Aug-26	SDR	5,934.59	USD	8,371.03	105.440	882,641.40
15	2808	2015-Sep-03	SDR	3,062.31	USD	4,298.87	105.660	454,218.60
16	2808	2015-Sep-22	SDR	14,589.04	USD	20,592.00	104.780	2,157,629.76
17	2808	2015-Sep-22	SDR	19,350.38	USD	27,312.48	104.780	2,861,801.65
18	2808	2015-Oct-02	SDR	807,867.09	USD	1,134,851.29	104.700	118,818,930.06
19	2808	2015-Oct-21	SDR	81,807.74	USD	115,590.24	103.600	11,975,148.86
20	2808	2015-Oct-22	SDR	1,933.18	USD	2,730.00	103.960	283,810.80
21	2808	2015-Nov-09	SDR	39,511.14	USD	55,050.48	104.920	5,775,896.36
22	2808	2015-Nov-15	SDR	38,599.02	USD	53,255.46	105.550	5,621,113.80
23	2808	2015-Dec-04	SDR	10,516.46	USD	14,448.78	106.380	1,537,061.22
24	2808	2015-Dec-11	SDR	790.78	USD	1,094.52	106.510	116,577.33
25	2808	2015-Dec-16	SDR	11,244.73	USD	15,652.55	106.910	1,673,414.12
26	2808	2016-Feb-10	SDR	19,976.78	USD	27,935.13	108.520	3,031,520.31
27	2808	2016-Feb-16	SDR	15,048.02	USD	21,193.33	108.700	2,303,714.97
28	2808	2016-Feb-23	SDR	103,351.44	USD	144,198.00	109.440	15,781,029.12
29	2808	2016-Feb-23	SDR	13,523.17	USD	18,867.80	109.440	2,064,892.03
30	2808	2016-Feb-23	SDR	174,601.74	USD	243,607.84	109.440	26,660,442.01
31	2808	2016-Mar-23	SDR	45,908.90	USD	64,554.34	106.420	6,869,872.86
32	2808	2016-Apr-11	SDR	118,983.06	USD	167,283.04	106.060	17,742,039.22
33	2808	2016-Apr-25	SDR	92,447.36	USD	130,464.49	106.080	13,839,673.10
34	2808	2016-Apr-29	SDR	2,214.47	USD	3,118.17	106.030	330,619.57
35	2808	2016-May-10	SDR	105,205.57	USD	149,037.37	105.990	15,796,470.85
36	2808	2016-May-12	SDR	198,062.72	USD	280,090.39	106.380	29,796,015.69

Government of Nepal  
Ministry of Finance  
**Financial Comptroller General Office**  
**Debt Section**  
**Anamnagar, Kathmandu, Nepal**  
**Disbursement Statement**

As on 2073/03/31 (2016-Jul-15)

Fiscal Year: 2072/73      Month: Aashadh

SN	Loan ID	Value Date	Commit. Currency	Disbursement (Commit Curr.)	Disburse. Currency	Disburse. Amount	FX Rate	Equivalent NPR
<b>Donor: ADB</b>								
37	2808	2016-May-15	SDR	49,271.97	USD	69,551.82	106.530	7,409,355.38
38	2808	2016-Jun-21	SDR	48,099.33	USD	67,685.38	108.150	7,320,173.85
39	2808	2016-Jun-23	SDR	92,579.28	USD	131,211.69	107.760	14,139,371.71
40	2808	2016-Jul-07	SDR	102,250.19	USD	142,737.17	107.640	15,364,228.98
41	2808	2016-Jul-12	SDR	8,133.42	USD	11,331.15	107.170	1,214,359.35
42	2808	2016-Jul-13	SDR	16,243.86	USD	22,620.71	107.130	2,423,356.66
43	2808	2016-Jul-14	SDR	70,601.06	USD	98,108.64	107.120	10,509,397.52
<b>Total of 2808</b>				<b>4,050,554.61</b>				<b>477,882,072.21</b>
1	3012	2015-Oct-29	SDR	1,282,570.05	USD	1,791,173.20	103.760	185,852,131.23
2	3012	2016-Jan-01	SDR	48,292.46	USD	67,018.35	105.580	7,075,797.39
3	3012	2016-Feb-22	SDR	779,597.87	USD	1,088,591.48	109.240	118,917,733.28
4	3012	2016-Mar-31	SDR	390,570.90	USD	546,447.74	105.870	57,852,422.23
5	3012	2016-May-31	SDR	1,443,902.87	USD	2,030,127.43	107.290	217,812,371.96
6	3012	2016-Jun-29	SDR	721,646.74	USD	1,008,912.66	108.960	109,931,123.43
7	3012	2016-Jul-01	SDR	57,956.12	USD	80,870.81	107.720	8,711,403.65
<b>Total of 3012</b>				<b>4,724,537.01</b>				<b>706,152,983.17</b>
1	3057	2015-Sep-24	SDR	12,642.77	USD	17,828.83	105.230	1,876,127.78
2	3057	2015-Sep-25	SDR	23,435.53	USD	32,910.51	105.450	3,470,413.28
3	3057	2015-Oct-15	SDR	3,611.83	USD	5,097.99	103.800	529,171.36
4	3057	2015-Dec-10	SDR	255,166.64	USD	352,739.81	106.640	37,616,173.34
5	3057	2015-Dec-11	SDR	11,515.61	USD	15,938.87	106.510	1,697,649.04
6	3057	2015-Dec-15	SDR	898,414.48	USD	1,250,000.00	107.000	133,750,000.00
7	3057	2015-Dec-18	SDR	25,489.02	USD	35,527.36	106.170	3,771,939.81
8	3057	2015-Dec-21	SDR	8,867.65	USD	12,309.80	105.920	1,303,854.02
9	3057	2016-Mar-31	SDR	90,225.22	USD	126,234.11	105.870	13,364,405.23
10	3057	2016-Apr-01	SDR	5,018.13	USD	7,019.31	105.690	741,870.87
11	3057	2016-Apr-01	SDR	2,939.11	USD	4,111.20	105.690	434,512.73
12	3057	2016-Apr-15	SDR	7,861.87	USD	11,111.02	106.330	1,181,434.76
13	3057	2016-Apr-15	SDR	12,944.58	USD	18,294.31	106.330	1,945,233.98

Government of Nepal  
Ministry of Finance  
**Financial Comptroller General Office**  
**Debt Section**  
**Anamnagar, Kathmandu, Nepal**  
**Disbursement Statement**

As on 2073/03/31 (2016-Jul-15)

Fiscal Year: 2072/73      Month: Aashadh

SN	Loan ID	Value Date	Commit. Currency	Disbursement (Commit Curr.)	Disburse. Currency	Disburse. Amount	FX Rate	Equivalent NPR
<b>Donor: ADB</b>								
14	3057	2016-Jun-30	SDR	73,000.69	USD	101,591.41	108.530	11,025,715.73
15	3057	2016-Jul-05	SDR	29,093.20	USD	40,696.73	107.260	4,365,131.26
16	3057	2016-Jul-15	SDR	64,313.28	USD	89,520.23	106.730	9,554,494.15
<b>Total of 3057</b>				<b>1,524,539.61</b>				<b>226,628,127.34</b>
1	3000	2015-Aug-11	SDR	363,340.03	USD	505,507.72	101.780	51,450,575.74
2	3000	2015-Aug-13	SDR	117,801.40	USD	163,879.42	103.440	16,951,687.20
3	3000	2015-Sep-18	SDR	133,017.81	USD	187,621.62	106.040	19,895,396.58
4	3000	2015-Oct-15	SDR	29,294.47	USD	41,348.26	103.800	4,291,949.39
5	3000	2015-Dec-21	SDR	122,981.14	USD	170,718.73	105.920	18,082,527.88
6	3000	2015-Dec-22	SDR	105,327.20	USD	145,662.25	105.750	15,403,782.94
7	3000	2016-Apr-15	SDR	32,283.21	USD	45,625.22	106.330	4,851,329.64
8	3000	2016-May-19	SDR	-62,683.67	USD	-88,352.01	106.810	-9,436,878.19
9	3000	2016-Jun-30	SDR	270,659.72	USD	376,663.60	108.530	40,879,300.51
10	3000	2016-Jun-30	SDR	725,757.19	USD	1,010,000.00	108.530	109,615,300.00
<b>Total of 3000</b>				<b>1,837,778.50</b>				<b>271,984,971.69</b>
1	3124	2015-Jul-23	SDR	94,767.50	USD	131,591.31	101.360	13,338,095.18
2	3124	2015-Sep-09	SDR	382,258.61	USD	535,796.60	106.280	56,944,462.65
3	3124	2015-Sep-10	SDR	180,369.74	USD	252,817.05	105.990	26,796,079.13
4	3124	2015-Sep-22	SDR	315,810.07	USD	445,756.44	104.780	46,706,359.78
5	3124	2015-Oct-01	SDR	6,164.93	USD	8,644.52	104.860	906,464.37
6	3124	2015-Nov-12	SDR	252,077.52	USD	348,282.90	105.800	36,848,330.82
7	3124	2015-Dec-16	SDR	110,890.76	USD	154,358.83	106.910	16,502,502.52
8	3124	2015-Dec-22	SDR	718,951.73	USD	994,274.29	105.750	105,144,506.17
9	3124	2016-Apr-01	SDR	14,643.73	USD	20,483.50	105.690	2,164,901.11
10	3124	2016-Apr-21	SDR	368,995.62	USD	519,342.89	105.580	54,832,222.33
11	3124	2016-May-25	SDR	100,000.79	USD	140,584.11	107.960	15,177,460.52
12	3124	2016-Jun-27	SDR	554,824.69	USD	785,776.02	109.040	85,681,017.22
<b>Total of 3124</b>				<b>3,099,755.69</b>				<b>461,042,401.80</b>
1	2579	2015-Dec-15	SDR	11,168.82	USD	15,539.62	107.000	1,662,739.34
2	2579	2016-Feb-10	SDR	232,274.83	USD	324,808.48	108.520	35,248,216.25

Government of Nepal  
Ministry of Finance  
**Financial Comptroller General Office**  
**Debt Section**  
**Anamnagar, Kathmandu, Nepal**  
**Disbursement Statement**

As on 2073/03/31 (2016-Jul-15)

Fiscal Year: 2072/73      Month: Aashadh

SN	Loan ID	Value Date	Commit. Currency	Disbursement (Commit Curr.)	Disburse. Currency	Disburse. Amount	FX Rate	Equivalent NPR
<b>Donor: ADB</b>								
3	2579	2016-Feb-10	SDR	92,527.48	USD	129,388.58	108.520	14,041,248.70
4	2579	2016-Jun-15	SDR	12,352.46	USD	17,466.00	107.290	1,873,927.14
5	2579	2016-Jun-29	SDR	72,503.34	USD	101,364.74	108.960	11,044,702.07
6	2579	2016-Jun-30	SDR	28,868.08	USD	40,174.27	108.530	4,360,113.52
7	2579	2016-Jul-05	SDR	280,129.19	USD	391,855.92	107.260	42,030,465.98
8	2579	2016-Jul-06	SDR	112,362.00	USD	156,852.86	107.670	16,888,347.44
<b>Total of 2579</b>				<b>842,186.20</b>				<b>127,149,760.44</b>
1	2851	2015-Jul-24	SDR	338,259.54	USD	469,896.62	101.670	47,774,389.36
2	2851	2015-Jul-27	SDR	92,977.84	USD	129,521.86	102.160	13,231,953.22
3	2851	2015-Jul-27	SDR	1,577,115.98	USD	2,196,985.64	102.160	224,444,052.98
4	2851	2015-Jul-27	SDR	160,597.22	USD	223,718.35	102.160	22,855,066.64
5	2851	2015-Aug-05	SDR	23,873.38	USD	33,296.21	101.790	3,389,221.22
6	2851	2015-Sep-10	SDR	218,014.69	USD	305,582.47	105.990	32,388,686.00
7	2851	2015-Nov-09	SDR	35,312.80	USD	49,200.98	104.920	5,162,166.82
8	2851	2015-Nov-09	SDR	156,027.42	USD	217,391.44	104.920	22,808,709.88
9	2851	2015-Dec-03	SDR	163,274.23	USD	224,040.00	106.280	23,810,971.20
10	2851	2015-Dec-15	SDR	291,797.56	USD	405,989.62	107.000	43,440,889.34
11	2851	2015-Dec-17	SDR	106,678.78	USD	148,522.46	106.670	15,842,890.81
12	2851	2015-Dec-21	SDR	86,870.42	USD	120,590.91	105.920	12,772,989.19
13	2851	2015-Dec-22	SDR	510,143.95	USD	705,503.58	105.750	74,607,003.58
14	2851	2016-Jan-01	SDR	14,490.42	USD	20,109.23	105.580	2,123,132.50
15	2851	2016-Feb-02	SDR	136,790.61	USD	189,100.71	108.160	20,453,132.79
16	2851	2016-Mar-31	SDR	135,263.67	USD	189,247.40	105.870	20,035,622.24
17	2851	2016-May-06	SDR	134,621.70	USD	192,107.86	106.100	20,382,643.95
18	2851	2016-May-09	SDR	280,151.80	USD	397,793.15	106.180	42,237,676.67
19	2851	2016-May-09	SDR	44,892.74	USD	63,744.10	106.180	6,768,348.54
20	2851	2016-May-09	SDR	171,158.29	USD	243,031.08	106.180	25,805,040.07
21	2851	2016-May-13	SDR	7,056.15	USD	9,960.39	106.270	1,058,490.65
22	2851	2016-May-13	SDR	155,357.70	USD	219,301.37	106.270	23,305,156.59

Government of Nepal  
Ministry of Finance  
**Financial Comptroller General Office**  
**Debt Section**  
**Anamnagar, Kathmandu, Nepal**  
**Disbursement Statement**

As on 2073/03/31 (2016-Jul-15)

Fiscal Year: 2072/73 Month: Aashadh

SN	Loan ID	Value Date	Commit. Currency	Disbursement (Commit Curr.)	Disburse. Currency	Disburse. Amount	FX Rate	Equivalent NPR
<b>Donor: ADB</b>								
23	2851	2016-May-13	SDR	140,864.47	USD	198,842.88	106.270	21,131,032.86
24	2851	2016-Jun-10	SDR	715,665.90	USD	1,012,481.18	106.510	107,839,370.48
25	2851	2016-Jun-10	SDR	90,204.61	USD	127,616.07	106.510	13,592,387.62
26	2851	2016-Jun-10	SDR	343,239.04	USD	485,594.00	106.510	51,720,616.94
27	2851	2016-Jun-10	SDR	116,483.88	USD	164,794.41	106.510	17,552,252.61
28	2851	2016-Jun-10	SDR	579,997.53	USD	820,545.70	106.510	87,396,322.51
29	2851	2016-Jun-16	SDR	447,043.15	USD	629,441.23	107.120	67,425,744.56
30	2851	2016-Jun-23	SDR	22,451.78	USD	31,820.68	107.760	3,428,996.48
31	2851	2016-Jun-24	SDR	80,743.43	USD	114,532.13	107.960	12,364,888.75
32	2851	2016-Jun-24	SDR	40,213.76	USD	57,042.01	107.960	6,158,255.40
33	2851	2016-Jun-28	SDR	195,952.96	USD	278,613.76	109.080	30,391,188.94
34	2851	2016-Jul-01	SDR	26,139.31	USD	36,474.27	107.720	3,929,008.36
<b>Total of 2851</b>				<b>7,639,726.71</b>				<b>1,127,628,299.75</b>
1	3157	2015-Sep-15	SDR	6,698.96	USD	9,405.07	105.880	995,808.81
2	3157	2015-Sep-22	SDR	253,555.54	USD	357,886.04	104.780	37,499,299.27
3	3157	2015-Oct-22	SDR	76,011.08	USD	107,341.32	103.960	11,159,203.63
4	3157	2015-Nov-10	SDR	239,969.15	USD	333,554.72	105.900	35,323,444.85
5	3157	2015-Dec-21	SDR	642,087.49	USD	891,326.60	105.920	94,409,313.47
6	3157	2016-Mar-04	SDR	220,122.36	USD	304,235.52	107.460	32,693,148.98
7	3157	2016-Mar-15	SDR	14,529.90	USD	20,173.75	106.960	2,157,784.30
8	3157	2016-May-04	SDR	404,039.76	USD	571,094.04	105.860	60,456,015.07
9	3157	2016-Jun-28	SDR	364,876.62	USD	518,796.17	109.080	56,590,286.22
10	3157	2016-Jun-29	SDR	482,190.21	USD	674,135.67	108.960	73,453,822.60
11	3157	2016-Jun-29	SDR	473,244.93	USD	661,629.54	108.960	72,091,154.68
<b>Total of 3157</b>				<b>3,177,326.00</b>				<b>476,829,281.88</b>
1	3260	2015-Dec-24	SDR	7,445,924.97	USD	10,310,000.00	105.500	1,087,705,000.00
2	3260	2016-Jan-19	SDR	5,704,259.42	USD	7,900,000.00	107.960	852,884,000.00
3	3260	2016-Jun-15	SDR	58,502.08	USD	82,719.60	107.290	8,874,985.88
<b>Total of 3260</b>				<b>13,208,686.47</b>				<b>1,949,463,985.88</b>
1	2990	2015-Aug-18	SDR	250,386.94	USD	350,727.00	104.190	36,542,246.13

Government of Nepal  
Ministry of Finance  
**Financial Comptroller General Office**  
**Debt Section**  
**Anamnagar, Kathmandu, Nepal**  
**Disbursement Statement**

As on 2073/03/31 (2016-Jul-15)

Fiscal Year: 2072/73      Month: Aashadh

SN	Loan ID	Value Date	Commit. Currency	Disbursement (Commit Curr.)	Disburse. Currency	Disburse. Amount	FX Rate	Equivalent NPR
<b>Donor: ADB</b>								
2	2990	2015-Aug-20	SDR	877,361.81	USD	1,227,973.14	104.030	127,746,045.75
3	2990	2015-Dec-14	SDR	9,120.49	USD	12,659.70	106.720	1,351,043.18
4	2990	2015-Dec-16	SDR	100,562.50	USD	139,982.00	106.910	14,965,475.62
5	2990	2016-Feb-04	SDR	143,529.38	USD	197,757.65	108.640	21,484,391.10
6	2990	2016-Feb-15	SDR	5,720.14	USD	8,023.64	108.880	873,613.92
7	2990	2016-Mar-11	SDR	48,911.52	USD	68,029.57	106.920	7,273,721.62
8	2990	2016-May-13	SDR	19,919.94	USD	28,118.79	106.270	2,988,183.81
9	2990	2016-May-17	SDR	118,549.65	USD	167,505.92	106.520	17,842,730.60
10	2990	2016-Jun-17	SDR	59,370.86	USD	83,483.15	107.880	9,006,162.22
11	2990	2016-Jun-21	SDR	83,077.97	USD	116,907.32	108.150	12,643,526.66
12	2990	2016-Jun-21	SDR	59,684.25	USD	83,987.67	108.150	9,083,266.51
<b>Total of 2990</b>				<b>1,776,195.45</b>				<b>261,800,407.12</b>
1	3139	2015-Sep-11	SDR	262,733.85	USD	368,710.18	106.060	39,105,401.69
2	3139	2015-Sep-14	SDR	90,579.20	USD	127,033.71	106.170	13,487,168.99
3	3139	2015-Oct-16	SDR	86,998.82	USD	122,809.27	103.350	12,692,338.05
4	3139	2015-Dec-15	SDR	1,057.57	USD	1,471.44	107.000	157,444.08
5	3139	2016-Apr-29	SDR	977,709.69	USD	1,376,703.24	106.030	145,971,844.54
6	3139	2016-May-02	SDR	89,942.16	USD	126,646.66	105.830	13,403,016.03
7	3139	2016-Jun-15	SDR	3,563.58	USD	5,038.80	107.290	540,612.85
8	3139	2016-Jul-13	SDR	2,347.31	USD	3,268.80	107.130	350,186.54
9	3139	2016-Jul-14	SDR	726.45	USD	1,009.49	107.120	108,136.57
10	3139	2016-Jul-14	SDR	450,629.49	USD	626,203.75	107.120	67,078,945.70
11	3139	2016-Jul-14	SDR	6,539.49	USD	9,087.40	107.120	973,442.29
12	3139	2016-Jul-15	SDR	492,847.94	USD	686,014.76	106.730	73,218,355.33
13	3139	2016-Jul-15	SDR	73,525.91	USD	102,343.65	106.730	10,923,137.76
<b>Total of 3139</b>				<b>2,539,201.46</b>				<b>378,010,030.42</b>
1	3255	2016-Jun-23	SDR	5,112,218.33	USD	7,245,495.92	107.760	780,774,640.34
<b>Total of 3255</b>				<b>5,112,218.33</b>				<b>780,774,640.34</b>
<b>Donor: IDA</b>								
1	4515	2015-Aug-25	SDR	503,657.55	USD	716,342.06	106.380	76,204,468.34



Government of Nepal  
Ministry of Finance  
**Financial Comptroller General Office**  
**Debt Section**  
**Anamnagar, Kathmandu, Nepal**  
**Disbursement Statement**

As on 2073/03/31 (2016-Jul-15)

Fiscal Year: 2072/73 Month: Aashadh

SN	Loan ID	Value Date	Commit. Currency	Disbursement (Commit Curr.)	Disburse. Currency	Disburse. Amount	FX Rate	Equivalent NPR
<b>Donor: IDA</b>								
2	4515	2016-Mar-17	SDR	592,970.82	USD	834,784.32	107.290	89,564,009.69
<b>Total of 4515</b>				<b>1,096,628.37</b>				<b>165,768,478.03</b>
1	4603	2015-Dec-11	SDR	3,953,855.22	USD	5,503,726.93	106.510	586,201,955.31
<b>Total of 4603</b>				<b>3,953,855.22</b>				<b>586,201,955.31</b>
1	4707	2016-Jun-29	SDR	3,961,664.47	USD	5,529,968.58	108.960	602,545,376.48
<b>Total of 4707</b>				<b>3,961,664.47</b>				<b>602,545,376.48</b>
1	4902	2015-Aug-05	SDR	348,111.25	USD	483,874.64	101.790	49,253,599.61
2	4902	2015-Sep-03	SDR	835,762.77	USD	1,174,238.33	105.660	124,070,021.95
3	4902	2015-Sep-08	SDR	44,235.17	USD	62,077.86	106.620	6,618,741.43
4	4902	2015-Sep-22	SDR	2,259.00	USD	3,172.32	104.780	332,395.69
5	4902	2015-Sep-25	SDR	714,625.57	USD	1,001,590.60	105.450	105,617,728.77
6	4902	2015-Sep-29	SDR	116,745.53	USD	163,998.28	105.460	17,295,258.61
7	4902	2015-Nov-06	SDR	352,721.46	USD	489,358.70	104.860	51,314,153.28
8	4902	2015-Nov-18	SDR	135,844.91	USD	187,195.65	105.370	19,724,805.64
9	4902	2015-Nov-20	SDR	90,200.79	USD	124,461.75	105.580	13,140,671.56
10	4902	2015-Nov-23	SDR	585,589.60	USD	805,513.64	105.600	85,062,240.38
11	4902	2016-Jan-05	SDR	48,922.16	USD	67,491.06	106.160	7,164,850.93
12	4902	2016-May-09	SDR	82,959.37	USD	117,317.00	106.180	12,456,719.06
13	4902	2016-May-25	SDR	73,995.18	USD	103,884.05	107.960	11,215,322.04
14	4902	2016-May-27	SDR	170,162.96	USD	239,220.19	107.190	25,642,012.17
15	4902	2016-Jun-01	SDR	275,474.06	USD	386,435.01	107.820	41,665,422.78
16	4902	2016-Jun-07	SDR	75,914.86	USD	107,399.79	107.440	11,539,033.44
17	4902	2016-Jun-07	SDR	90,001.02	USD	127,328.04	107.440	13,680,124.62
18	4902	2016-Jun-07	SDR	69,706.09	USD	98,615.99	107.440	10,595,301.97
19	4902	2016-Jun-07	SDR	85,938.67	USD	121,580.87	107.440	13,062,648.67
20	4902	2016-Jun-21	SDR	1,119,657.44	USD	1,588,200.49	108.150	171,763,882.99
<b>Total of 4902</b>				<b>5,318,827.86</b>				<b>791,214,935.59</b>
1	4932	2015-Jul-20	SDR	22,414.76	USD	31,124.47	101.250	3,151,352.59
2	4932	2015-Jul-20	SDR	261,360.94	USD	362,917.96	101.250	36,745,443.45
3	4932	2016-Feb-26	SDR	320,329.61	USD	444,777.66	109.680	48,783,213.75

Government of Nepal  
Ministry of Finance  
**Financial Comptroller General Office**  
**Debt Section**  
**Anamnagar, Kathmandu, Nepal**  
**Disbursement Statement**

As on 2073/03/31 (2016-Jul-15)

Fiscal Year: 2072/73 Month: Aashadh

SN	Loan ID	Value Date	Commit. Currency	Disbursement (Commit Curr.)	Disburse. Currency	Disburse. Amount	FX Rate	Equivalent NPR
<b>Donor: IDA</b>								
4	4932	2016-Feb-26	SDR	92,176.65	USD	127,987.28	109.680	14,037,644.87
5	4932	2016-Mar-17	SDR	125,851.73	USD	177,174.07	107.290	19,009,005.97
<b>Total of 4932</b>				<b>822,133.69</b>				<b>121,726,660.63</b>
1	5138	2016-Jun-09	SDR	7,751,647.57	USD	10,960,597.12	107.060	1,173,441,527.67
2	5138	2016-Jun-27	SDR	981,150.00	USD	1,365,417.40	109.040	148,885,113.30
<b>Total of 5138</b>				<b>8,732,797.57</b>				<b>1,322,326,640.97</b>
1	4905	2015-Jul-23	SDR	159,496.52	USD	222,652.35	101.360	22,568,042.20
2	4905	2015-Jul-23	SDR	107,238.82	USD	149,702.17	101.360	15,173,811.95
3	4905	2015-Oct-08	SDR	113,922.04	USD	160,519.57	103.850	16,669,957.34
4	4905	2016-Feb-16	SDR	103,255.08	USD	144,360.93	108.700	15,692,033.09
5	4905	2016-Jun-28	SDR	105,984.29	USD	147,888.36	109.080	16,131,662.31
6	4905	2016-Jun-28	SDR	107,142.99	USD	149,505.18	109.080	16,308,025.03
<b>Total of 4905</b>				<b>697,039.74</b>				<b>102,543,531.92</b>
1	5263	2015-Jul-23	SDR	97,334.90	USD	135,876.60	101.360	13,772,452.18
2	5263	2015-Oct-16	SDR	92,778.24	USD	131,091.02	103.350	13,548,256.92
3	5263	2016-Jan-05	SDR	1,236,925.43	USD	1,706,412.85	106.160	181,152,788.16
4	5263	2016-May-18	SDR	447,115.97	USD	629,610.83	106.530	67,072,441.72
<b>Total of 5263</b>				<b>1,874,154.54</b>				<b>275,545,938.98</b>
1	5273	2015-Dec-21	SDR	1,059,516.92	USD	1,467,060.10	105.920	155,391,005.79
2	5273	2016-Jan-04	SDR	109,704.89	USD	152,225.41	105.520	16,062,825.26
3	5273	2016-Jan-08	SDR	235,992.57	USD	326,693.95	106.670	34,848,443.65
4	5273	2016-Mar-31	SDR	1,025,052.71	USD	1,444,114.76	105.870	152,888,429.64
5	5273	2016-May-27	SDR	228,473.63	USD	321,195.08	107.190	34,428,900.63
6	5273	2016-Jun-07	SDR	155,834.27	USD	220,464.98	107.440	23,686,757.45
7	5273	2016-Jun-13	SDR	1,357,256.24	USD	1,911,030.36	106.520	203,562,953.95
8	5273	2016-Jun-24	SDR	903,384.65	USD	1,262,994.98	107.960	136,352,938.04
<b>Total of 5273</b>				<b>5,075,215.88</b>				<b>757,222,254.41</b>
1	4924	2015-Nov-30	SDR	7,256,310.62	USD	9,956,891.75	106.520	1,060,608,109.21
<b>Total of 4924</b>				<b>7,256,310.62</b>				<b>1,060,608,109.21</b>
1	5246	2015-Aug-06	SDR	69,132.45	USD	96,182.60	101.810	9,792,350.51

Government of Nepal  
Ministry of Finance  
**Financial Comptroller General Office**  
**Debt Section**  
**Anamnagar, Kathmandu, Nepal**  
**Disbursement Statement**

As on 2073/03/31 (2016-Jul-15)

Fiscal Year: 2072/73 Month: Aashadh

SN	Loan ID	Value Date	Commit. Currency	Disbursement (Commit Curr.)	Disburse. Currency	Disburse. Amount	FX Rate	Equivalent NPR
<b>Donor: IDA</b>								
2	5246	2015-Oct-05	SDR	145,018.88	USD	203,732.68	104.520	21,294,139.71
3	5246	2015-Nov-04	SDR	188,802.44	USD	263,056.55	104.570	27,507,823.43
4	5246	2015-Nov-04	SDR	607,727.10	USD	846,740.09	104.570	88,543,611.21
5	5246	2015-Nov-19	SDR	380,186.48	USD	524,988.11	105.660	55,470,243.70
6	5246	2015-Dec-28	SDR	425,118.32	USD	590,574.37	105.640	62,388,276.45
7	5246	2015-Dec-28	SDR	28,573.80	USD	39,694.72	105.640	4,193,350.22
8	5246	2016-Mar-02	SDR	25,249.46	USD	34,851.57	108.530	3,782,440.89
9	5246	2016-Mar-11	SDR	80,847.66	USD	112,768.74	106.920	1,371,751,524.00
10	5246	2016-Apr-11	SDR	45,647.98	USD	64,439.89	106.060	6,834,494.73
<b>Total of 5246</b>				<b>1,996,304.57</b>				<b>1,651,558,254.85</b>
1	4981	2015-Sep-02	SDR	935,099.92	USD	1,315,713.64	105.880	139,307,760.20
2	4981	2016-Mar-07	SDR	1,028,609.90	USD	1,426,548.21	107.040	152,697,720.40
3	4981	2016-Jun-13	SDR	750,693.43	USD	1,056,983.85	106.520	112,589,919.70
<b>Total of 4981</b>				<b>2,714,403.25</b>				<b>404,595,400.30</b>
1	5446	2015-Sep-22	SDR	85,867.09	USD	120,583.15	104.780	12,634,702.46
2	5446	2016-Jun-17	SDR	212,663.40	USD	300,000.00	107.880	32,364,000.00
3	5446	2016-Jun-28	SDR	343,459.89	USD	479,257.06	109.080	52,277,360.10
4	5446	2016-Jun-29	SDR	522,788.73	USD	729,745.11	108.960	79,513,027.19
<b>Total of 5446</b>				<b>1,164,779.11</b>				<b>176,789,089.75</b>
1	5002	2015-Oct-21	SDR	316,938.87	USD	447,780.75	103.600	46,390,085.70
2	5002	2016-Jun-27	SDR	623,042.37	USD	867,056.92	109.040	94,543,886.56
<b>Total of 5002</b>				<b>939,981.24</b>				<b>140,933,972.26</b>
1	5137	2015-Oct-15	SDR	2,962,085.31	USD	4,200,000.00	103.800	435,960,000.00
2	5137	2016-Feb-16	SDR	160,462.51	USD	224,342.64	108.700	24,386,044.97
3	5137	2016-Feb-19	SDR	125,959.68	USD	175,772.95	109.360	19,222,529.81
<b>Total of 5137</b>				<b>3,248,507.50</b>				<b>479,568,574.78</b>
1	5250	2016-Jun-27	SDR	3,891,380.33	USD	5,415,439.43	109.040	590,499,515.45
2	5250	2016-Jun-27	SDR	8,473,023.47	USD	11,791,483.11	109.040	1,285,743,318.31
<b>Total of 5250</b>				<b>12,364,403.80</b>				<b>1,876,242,833.76</b>
1	5344	2015-Oct-09	SDR	173,049.85	USD	244,254.67	103.890	25,375,617.67

Government of Nepal  
Ministry of Finance  
**Financial Comptroller General Office**  
**Debt Section**  
**Anamnagar, Kathmandu, Nepal**  
**Disbursement Statement**

As on 2073/03/31 (2016-Jul-15)

Fiscal Year: 2072/73 Month: Aashadh

SN	Loan ID	Value Date	Commit. Currency	Disbursement (Commit Curr.)	Disburse. Currency	Disburse. Amount	FX Rate	Equivalent NPR
<b>Donor: IDA</b>								
2	5344	2016-Mar-17	SDR	2,502,554.77	USD	3,523,096.61	107.290	377,993,035.29
3	5344	2016-Mar-17	SDR	50,911.92	USD	71,673.80	107.290	7,689,882.00
<b>Total of 5344</b>				<b>2,726,516.54</b>				<b>411,058,534.96</b>
1	5586	2015-Oct-16	SDR	707,739.13	USD	1,000,000.00	103.350	103,350,000.00
2	5586	2015-Oct-27	SDR	4,329,457.73	USD	6,055,958.88	103.600	627,397,339.97
3	5586	2016-Jun-30	SDR	2,900,619.84	USD	4,057,503.06	108.530	440,360,807.10
4	5586	2016-Jul-14	SDR	116,814.77	USD	162,515.04	107.120	17,408,611.08
<b>Total of 5586</b>				<b>8,054,631.47</b>				<b>1,188,516,758.15</b>
1	5701	2015-Nov-19	SDR	72,000,000.00	USD	99,422,640.00	105.660	10,504,996,142.40
<b>Total of 5701</b>				<b>72,000,000.00</b>				<b>10,504,996,142.40</b>
1	5566	2016-Jun-27	SDR	3,592,857.40	USD	5,025,832.64	109.040	548,016,791.07
<b>Total of 5566</b>				<b>3,592,857.40</b>				<b>548,016,791.07</b>
1	5706	2016-May-12	SDR	14,154,682.37	USD	20,000,000.00	106.380	2,127,600,000.00
<b>Total of 5706</b>				<b>14,154,682.37</b>				<b>2,127,600,000.00</b>
<b>Donor: IFAD</b>								
1	576	2015-Aug-06	SDR	95,595.70	USD	133,000.38	101.810	13,540,768.69
2	576	2016-Feb-22	SDR	638,191.00	USD	887,238.65	109.240	96,921,950.13
3	576	2016-Mar-07	SDR	1,471,565.66	USD	2,040,870.27	107.040	218,454,753.70
4	576	2016-May-05	SDR	148,959.74	USD	211,020.83	106.260	22,423,073.40
5	576	2016-Jun-06	SDR	372,337.05	USD	525,777.15	107.310	56,421,145.97
<b>Total of 576</b>				<b>2,726,649.15</b>				<b>407,761,691.89</b>
1	796	2015-Nov-30	SDR	166,279.31	USD	228,163.48	106.520	24,303,973.89
2	796	2015-Dec-23	SDR	35,861.35	USD	49,766.95	105.830	5,266,836.32
3	796	2016-Jan-25	SDR	134,187.31	USD	184,881.93	107.910	19,950,609.07
4	796	2016-Feb-18	SDR	36,007.39	USD	50,238.23	109.330	5,492,545.69
5	796	2016-Jun-06	SDR	196,500.89	USD	277,478.91	107.310	29,776,261.83
6	796	2016-Jun-23	SDR	38,955.53	USD	55,388.53	107.760	5,968,667.99
<b>Total of 796</b>				<b>607,791.78</b>				<b>90,758,894.79</b>
1	881	2015-Nov-06	SDR	398,710.99	USD	553,163.65	104.860	58,004,740.34
2	881	2016-Feb-12	SDR	187,916.94	USD	264,177.39	108.880	28,763,634.22

Government of Nepal  
Ministry of Finance  
**Financial Comptroller General Office**  
**Debt Section**  
**Anamnagar, Kathmandu, Nepal**  
**Disbursement Statement**

As on 2073/03/31 (2016-Jul-15)

Fiscal Year: 2072/73      Month: Aashadh

SN	Loan ID	Value Date	Commit. Currency	Disbursement (Commit Curr.)	Disburse. Currency	Disburse. Amount	FX Rate	Equivalent NPR
<b>Donor: IFAD</b>								
3	881	2016-Jun-23	SDR	155,033.51	USD	220,432.85	107.760	23,753,843.92
<b>Total of 881</b>				<b>741,661.44</b>				<b>110,522,218.48</b>
<b>Donor: NDF</b>								
1	265	2015-Nov-11	EUR	78,470.42	EUR	84,371.35	113.830	9,603,990.77
<b>Total of 265</b>				<b>78,470.42</b>				<b>9,603,990.77</b>
<b>Donor: OFID</b>								
1	1155	2015-Oct-13	USD	17,230.07	USD	17,230.07	103.450	1,782,450.74
<b>Total of 1155</b>				<b>17,230.07</b>				<b>1,782,450.74</b>
1	1346	2015-Aug-06	USD	1,316,285.24	USD	1,316,285.24	101.810	134,011,000.28
<b>Total of 1346</b>				<b>1,316,285.24</b>				<b>134,011,000.28</b>
1	1364	2015-Aug-06	USD	298,716.71	USD	298,716.71	101.810	30,412,348.25
2	1364	2015-Aug-13	USD	210,390.64	USD	210,390.64	103.440	21,762,807.80
3	1364	2015-Aug-21	USD	406,632.80	USD	406,632.80	104.400	42,452,464.32
4	1364	2015-Sep-04	USD	1,343,389.96	USD	1,343,389.96	105.610	141,875,413.68
5	1364	2015-Sep-17	USD	340,127.05	USD	340,127.05	105.920	36,026,257.14
6	1364	2015-Sep-24	USD	379,582.20	USD	379,582.20	105.230	39,943,434.91
7	1364	2015-Oct-27	USD	397,410.93	USD	397,410.93	103.600	41,171,772.35
<b>Total of 1364</b>				<b>3,376,250.29</b>				<b>353,644,498.45</b>
1	1442	2015-Aug-06	USD	1,061,392.45	USD	1,061,392.45	101.810	108,060,365.33
<b>Total of 1442</b>				<b>1,061,392.45</b>				<b>108,060,365.33</b>
<b>Total of Multilateral</b>								<b>41,677,182,044.00</b>

Government of Nepal  
Ministry of Finance  
**Financial Comptroller General Office**  
**Debt Section**  
**Anamnagar, Kathmandu, Nepal**  
**Disbursement Statement**

As on 2073/03/31 (2016-Jul-15)

Fiscal Year: 2072/73 Month: Aashadh

SN	Loan ID	Value Date	Commit. Currency	Disbursement (Commit Curr.)	Disburse. Currency	Disburse. Amount	FX Rate	Equivalent NPR
<i>DonorType:</i>		Bilateral						
<b>Donor:</b> China								
1	359	2015-Dec-03	RMB	3,413,572.94	RMB	3,413,572.94	16.610	56,699,446.53
<b>Total of 359</b>				<b>3,413,572.94</b>				<b>56,699,446.53</b>
<b>Donor:</b> India								
1	00001984	2015-Jul-20	USD	61,969.00	USD	61,969.00	101.250	6,274,361.25
2	00001984	2015-Jul-24	USD	10,063.59	USD	10,063.59	101.670	1,023,165.20
3	00001984	2015-Jul-28	USD	11,862.04	USD	11,862.04	102.340	1,213,961.17
4	00001984	2015-Aug-13	USD	29,668.00	USD	29,668.00	103.440	3,068,857.92
5	00001984	2015-Aug-14	USD	392,707.24	USD	392,707.24	103.760	40,747,303.22
6	00001984	2015-Aug-19	USD	124,173.75	USD	124,173.75	104.210	12,940,146.49
7	00001984	2015-Oct-23	USD	60,528.98	USD	60,528.98	103.900	6,288,961.02
8	00001984	2015-Nov-06	USD	191,186.94	USD	191,186.94	104.860	20,047,862.53
9	00001984	2015-Dec-14	USD	457,428.55	USD	457,428.55	106.720	48,816,774.86
10	00001984	2016-Jan-13	USD	266,813.41	USD	266,813.41	106.730	28,476,995.25
11	00001984	2016-Feb-22	USD	407,288.72	USD	407,288.72	109.240	44,492,219.77
12	00001984	2016-Mar-03	USD	119,184.30	USD	119,184.30	107.870	12,856,410.44
13	00001984	2016-Mar-29	USD	92,719.14	USD	92,719.14	106.250	9,851,408.62
14	00001984	2016-Apr-18	USD	55,316.24	USD	55,316.24	106.330	5,881,775.80
15	00001984	2016-Jun-13	USD	59,091.47	USD	59,091.47	106.520	6,294,423.38
16	00001984	2016-Jun-20	USD	226,490.45	USD	226,490.45	107.030	24,241,272.86
17	00001984	2016-Jul-01	USD	44,230.01	USD	44,230.01	107.720	4,761,548.24
<b>Total of 00001984</b>				<b>2,610,721.83</b>				<b>277,277,448.02</b>
1	00000903	2015-Jul-20	USD	9,156.01	USD	9,156.01	101.250	927,046.01
2	00000903	2015-Jul-23	USD	104,931.42	USD	104,931.42	101.360	10,635,848.73
3	00000903	2015-Jul-30	USD	1,972.37	USD	1,972.37	101.870	200,925.33
4	00000903	2015-Aug-10	USD	155,665.89	USD	155,665.89	101.800	15,846,787.60
5	00000903	2015-Sep-18	USD	1,972.37	USD	1,972.37	106.040	209,150.11
6	00000903	2015-Sep-18	USD	134,430.93	USD	134,430.93	106.040	14,255,055.82
7	00000903	2015-Sep-21	USD	440,096.51	USD	440,096.51	104.780	46,113,312.32

Government of Nepal  
Ministry of Finance  
**Financial Comptroller General Office**  
**Debt Section**  
**Anamnagar, Kathmandu, Nepal**  
**Disbursement Statement**

As on 2073/03/31 (2016-Jul-15)

Fiscal Year: 2072/73      Month: Aashadh

SN	Loan ID	Value Date	Commit. Currency	Disbursement (Commit Curr.)	Disburse. Currency	Disburse. Amount	FX Rate	Equivalent NPR
<b>Donor:</b> India								
8	00000903	2015-Oct-08	USD	158,100.92	USD	158,100.92	103.850	16,418,780.54
9	00000903	2015-Oct-08	USD	143,204.47	USD	143,204.47	103.850	14,871,784.21
10	00000903	2015-Oct-14	USD	221,755.84	USD	221,755.84	103.880	23,035,996.66
11	00000903	2015-Oct-14	USD	142,500.00	USD	142,500.00	103.880	14,802,900.00
12	00000903	2015-Oct-23	USD	140,365.92	USD	140,365.92	103.900	14,584,019.09
13	00000903	2015-Oct-23	USD	10,898.35	USD	10,898.35	103.900	1,132,338.57
14	00000903	2015-Nov-05	USD	198.52	USD	198.52	104.600	20,765.19
15	00000903	2015-Nov-05	USD	112,803.13	USD	112,803.13	104.600	11,799,207.40
16	00000903	2015-Nov-05	USD	121,659.55	USD	121,659.55	104.600	12,725,588.93
17	00000903	2015-Nov-05	USD	198.52	USD	198.52	104.600	20,765.19
18	00000903	2015-Nov-06	USD	505,171.64	USD	505,171.64	104.860	52,972,298.17
19	00000903	2015-Nov-06	USD	291,000.00	USD	291,000.00	104.860	30,514,260.00
20	00000903	2015-Dec-03	USD	300,000.00	USD	300,000.00	106.280	31,884,000.00
21	00000903	2016-Jan-19	USD	127,303.82	USD	127,303.82	107.960	13,743,720.41
22	00000903	2016-Jan-19	USD	8,135.99	USD	8,135.99	107.960	878,361.48
23	00000903	2016-Feb-22	USD	2,170.89	USD	2,170.89	109.240	237,148.02
24	00000903	2016-Mar-01	USD	139,000.00	USD	139,000.00	109.170	15,174,630.00
25	00000903	2016-Mar-01	USD	215,025.11	USD	215,025.11	109.170	23,474,291.26
26	00000903	2016-Mar-04	USD	251,000.00	USD	251,000.00	107.460	26,972,460.00
27	00000903	2016-Mar-04	USD	181,972.08	USD	181,972.08	107.460	19,554,719.72
28	00000903	2016-Mar-04	USD	187,000.00	USD	187,000.00	107.460	20,095,020.00
29	00000903	2016-Mar-09	USD	87,900.00	USD	87,900.00	107.560	9,454,524.00
30	00000903	2016-Mar-14	USD	183,000.00	USD	183,000.00	106.970	19,575,510.00
31	00000903	2016-Mar-29	USD	42,166.89	USD	42,166.89	106.250	4,480,232.06
32	00000903	2016-Mar-29	USD	333,522.17	USD	333,522.17	106.250	35,436,730.56
33	00000903	2016-Apr-11	USD	89,519.88	USD	89,519.88	106.060	9,494,478.47
34	00000903	2016-Apr-12	USD	595.56	USD	595.56	105.920	63,081.72
35	00000903	2016-Apr-13	USD	168,913.74	USD	168,913.74	106.100	17,921,747.81
36	00000903	2016-May-12	USD	177,667.31	USD	177,667.31	106.380	18,853,922.08

Government of Nepal  
Ministry of Finance  
**Financial Comptroller General Office**  
**Debt Section**  
**Anamnagar, Kathmandu, Nepal**  
**Disbursement Statement**

As on 2073/03/31 (2016-Jul-15)

Fiscal Year: 2072/73      Month: Aashadh

SN	Loan ID	Value Date	Commit. Currency	Disbursement (Commit Curr.)	Disburse. Currency	Disburse. Amount	FX Rate	Equivalent NPR
<b>Donor: India</b>								
37	00000903	2016-May-26	USD	9,178.43	USD	9,178.43	107.480	986,497.66
38	00000903	2016-May-26	USD	158,151.60	USD	158,151.60	107.480	16,956,131.86
39	00000903	2016-Jun-01	USD	111,572.54	USD	111,572.54	107.820	12,029,751.26
40	00000903	2016-Jun-13	USD	3,558,178.50	USD	3,558,178.50	106.520	379,017,173.82
41	00000903	2016-Jun-13	USD	13,959.92	USD	13,959.92	106.520	1,487,010.68
42	00000903	2016-Jun-15	USD	125,862.24	USD	125,862.24	107.290	13,503,759.73
43	00000903	2016-Jun-15	USD	136,500.00	USD	136,500.00	107.290	14,645,085.00
44	00000903	2016-Jun-20	USD	279,257.00	USD	279,257.00	107.030	29,888,876.71
45	00000903	2016-Jun-20	USD	113,543.54	USD	113,543.54	107.030	12,152,565.09
46	00000903	2016-Jun-20	USD	217,060.14	USD	217,060.14	107.030	23,231,946.78
47	00000903	2016-Jun-20	USD	186,375.12	USD	186,375.12	107.030	19,947,729.09
48	00000903	2016-Jun-28	USD	167,289.73	USD	167,289.73	109.080	18,247,963.75
49	00000903	2016-Jun-29	USD	216,531.95	USD	216,531.95	108.960	23,593,321.27
50	00000903	2016-Jul-12	USD	13,434.45	USD	13,434.45	107.170	1,439,770.01
51	00000903	2016-Jul-14	USD	328,336.55	USD	328,336.55	107.120	35,171,411.24
<b>Total of 00000903</b>				<b>10,826,207.51</b>				<b>1,150,680,401.41</b>
<b>Donor: Japan</b>								
1	8	2015-Jul-24	JPY	34,196,167.00	JPY	34,196,167.00	0.821	28,075,053.11
2	8	2015-Aug-14	JPY	52,500,830.00	JPY	52,500,830.00	0.833	43,733,191.39
3	8	2015-Aug-19	JPY	490,000.00	JPY	490,000.00	0.838	410,620.00
4	8	2015-Aug-28	JPY	30,923,816.00	JPY	30,923,816.00	0.874	27,027,415.18
5	8	2015-Oct-20	JPY	8,412,118.00	JPY	8,412,118.00	0.866	7,284,894.19
6	8	2015-Nov-06	JPY	18,540,581.00	JPY	18,540,581.00	0.861	15,963,440.24
7	8	2015-Nov-10	JPY	63,921,064.00	JPY	63,921,064.00	0.857	54,780,351.85
8	8	2016-Jan-08	JPY	20,676,643.00	JPY	20,676,643.00	0.909	18,795,068.49
9	8	2016-Feb-02	JPY	13,712,559.00	JPY	13,712,559.00	0.893	12,245,315.19
10	8	2016-Mar-11	JPY	17,559,211.00	JPY	17,559,211.00	0.942	16,540,776.76
11	8	2016-Apr-08	JPY	37,087,977.00	JPY	37,087,977.00	0.982	36,420,393.41
12	8	2016-Apr-12	JPY	13,932,684.00	JPY	13,932,684.00	0.980	13,654,030.32



Government of Nepal  
Ministry of Finance  
**Financial Comptroller General Office**  
**Debt Section**  
**Anamnagar, Kathmandu, Nepal**  
**Disbursement Statement**

As on 2073/03/31 (2016-Jul-15)

Fiscal Year: 2072/73 Month: Aashadh

SN	Loan ID	Value Date	Commit. Currency	Disbursement (Commit Curr.)	Disburse. Currency	Disburse. Amount	FX Rate	Equivalent NPR
<b>Donor: Japan</b>								
13	8	2016-Apr-20	JPY	9,600,479.00	JPY	9,600,479.00	0.971	9,322,065.11
14	8	2016-May-02	JPY	28,702,130.00	JPY	28,702,130.00	0.995	28,558,619.35
15	8	2016-May-20	JPY	35,589,636.00	JPY	35,589,636.00	0.977	34,771,074.37
16	8	2016-Jun-24	JPY	31,246,610.00	JPY	31,246,610.00	1.030	32,184,008.30
17	8	2016-Jul-08	JPY	45,205,652.00	JPY	45,205,652.00	1.066	48,189,225.03
<b>Total of 8</b>				<b>462,298,157.00</b>				<b>427,955,542.29</b>
1	8A	2015-Jul-17	JPY	15,443,821.00	JPY	15,443,821.00	0.817	12,617,601.76
2	8A	2015-Jul-24	JPY	4,309,748.00	JPY	4,309,748.00	0.821	3,538,303.11
3	8A	2015-Aug-27	JPY	46,591.00	JPY	46,591.00	0.883	41,139.85
4	8A	2015-Aug-28	JPY	6,193,624.00	JPY	6,193,624.00	0.874	5,413,227.38
5	8A	2015-Oct-20	JPY	1,445,776.00	JPY	1,445,776.00	0.866	1,252,042.02
6	8A	2015-Nov-20	JPY	10,534,007.00	JPY	10,534,007.00	0.857	9,027,644.00
7	8A	2016-Jan-08	JPY	7,560,460.00	JPY	7,560,460.00	0.909	6,872,458.14
8	8A	2016-Jan-22	JPY	5,891,356.00	JPY	5,891,356.00	0.927	5,461,287.01
9	8A	2016-Mar-25	JPY	48,321,784.00	JPY	48,321,784.00	0.942	45,519,120.53
10	8A	2016-Apr-08	JPY	2,702,503.00	JPY	2,702,503.00	0.982	2,653,857.95
11	8A	2016-Apr-20	JPY	1,543,400.00	JPY	1,543,400.00	0.971	1,498,641.40
<b>Total of 8A</b>				<b>103,993,070.00</b>				<b>93,895,323.15</b>
<b>Donor: Saudi</b>								
1	465	2015-Dec-16	SAR	137,838.38	SAR	137,838.38	28.490	3,927,015.45
2	465	2015-Dec-24	SAR	489,880.43	SAR	489,880.43	28.110	13,770,538.89
3	465	2015-Dec-24	SAR	1,135,885.73	SAR	1,135,885.73	28.110	31,929,747.87
4	465	2015-Dec-24	SAR	728,868.38	SAR	728,868.38	28.110	20,488,490.16
5	465	2016-Feb-29	SAR	690,481.65	SAR	690,481.65	29.200	20,162,064.18
6	465	2016-Mar-11	SAR	2,238,015.49	SAR	2,238,015.49	0.000	0.00
<b>Total of 465</b>				<b>5,420,970.06</b>				<b>90,277,856.55</b>
<b>Total of Bilateral</b>								<b>2,096,786,017.95</b>
<b>Grand Total</b>								<b>43,773,968,061.95</b>

Government of Nepal  
Ministry of Finance  
**Financial Comptroller General Office**  
**Debt Section**  
Anamnagar, Kathmandu, Nepal  
**Cumulative disbursements of external debt**

As on 2073/03/31 (2016-Jul-15)

Fiscal Year: 2072/73      Month: Aashadh

SN	Loan ID	Commitment Currency	Opening Stock of Disbursements	Disbursement This Year	Disbursement upto This year
<b>Donor:</b> ADB					
1	182	SDR	1,278,346.83		1,278,346.83
2	232	SDR	79,811.70		79,811.70
3	233	SDR	2,713,036.65		2,713,036.65
4	249	SDR	418,019.63		418,019.63
5	250	SDR	780,749.32		780,749.32
6	274	SDR	1,190,461.27		1,190,461.27
7	284	SDR	15,990,350.79		15,990,350.79
8	295	SDR	1,537,521.75		1,537,521.75
9	309	SDR	1,086,127.52		1,086,127.52
10	310	SDR	2,051,939.57		2,051,939.57
11	315	SDR	2,278,918.88		2,278,918.88
12	334	SDR	781,391.31		781,391.31
13	387	SDR	7,543,485.99		7,543,485.99
14	388	SDR	4,037,364.56		4,037,364.56
15	445	SDR	5,625,786.96		5,625,786.96
16	447	SDR	6,727,473.98		6,727,473.98
17	462	SDR	5,218,038.62		5,218,038.62
18	489	SDR	9,683,663.68		9,683,663.68
19	490	SDR	4,949,315.21		4,949,315.21
20	512	SDR	3,968,942.01		3,968,942.01
21	533	SDR	5,334,713.18		5,334,713.18
22	560	SDR	8,291,594.10		8,291,594.10
23	596	SDR	4,247,623.55		4,247,623.55
24	599	SDR	2,522,395.36		2,522,395.36
25	633	SDR	2,553,056.20		2,553,056.20
26	651	SDR	17,385,905.57		17,385,905.57
27	655	SDR	9,687,712.57		9,687,712.57
28	659	SDR	3,148,241.72		3,148,241.72
29	669	SDR	14,646,528.18		14,646,528.18

Government of Nepal  
Ministry of Finance  
**Financial Comptroller General Office**  
**Debt Section**  
Anamnagar, Kathmandu, Nepal  
**Cumulative disbursements of external debt**  
As on 2073/03/31 (2016-Jul-15)

Fiscal Year: 2072/73 Month: Aashadh

SN	Loan ID	Commitment Currency	Opening Stock of Disbursements	Disbursement This Year	Disbursement upto This year
<b>Donor:</b> ADB					
30	670	SDR	16,953,605.19		16,953,605.19
31	694	SDR	4,445,690.96		4,445,690.96
32	708	SDR	27,231,678.43		27,231,678.43
33	719	SDR	7,772,170.25		7,772,170.25
34	721	SDR	6,469,962.44		6,469,962.44
35	744	SDR	3,687,307.38		3,687,307.38
36	745	SDR	5,173,909.71		5,173,909.71
37	748	SDR	11,192,566.64		11,192,566.64
38	749	SDR	5,870,299.22		5,870,299.22
39	783	SDR	8,784,655.42		8,784,655.42
40	792	SDR	3,605,530.22		3,605,530.22
41	806	SDR	22,773,656.41		22,773,656.41
42	831	SDR	20,847,736.16		20,847,736.16
43	859	SDR	1,780,769.57		1,780,769.57
44	867	SDR	7,166,255.21		7,166,255.21
45	923	SDR	18,318,894.21		18,318,894.21
46	924	SDR	44,256,287.81		44,256,287.81
47	936	SDR	3,126,877.42		3,126,877.42
48	949	SDR	9,264,739.29		9,264,739.29
49	964	SDR	3,892,478.50		3,892,478.50
50	974	SDR	9,137,775.25		9,137,775.25
51	982	SDR	39,273,495.87		39,273,495.87
52	987	SDR	7,607,758.66		7,607,758.66
53	1006	SDR	1,976,994.84		1,976,994.84
54	1011	SDR	40,209,430.21		40,209,430.21
55	1037	SDR	22,601,242.68		22,601,242.68
56	1040	SDR	17,436,055.04		17,436,055.04
57	1112	SDR	23,490,658.82		23,490,658.82
58	1113	SDR	12,981,030.97		12,981,030.97

Government of Nepal  
Ministry of Finance  
**Financial Comptroller General Office**  
**Debt Section**  
Anamnagar, Kathmandu, Nepal  
**Cumulative disbursements of external debt**  
As on 2073/03/31 (2016-Jul-15)

Fiscal Year: 2072/73      Month: Aashadh

SN	Loan ID	Commitment Currency	Opening Stock of Disbursements	Disbursement This Year	Disbursement upto This year
<b>Donor:</b> ADB					
59	1114	SDR	8,806,092.12		8,806,092.12
60	1141	SDR	11,209,749.08		11,209,749.08
61	1156	SDR	5,787,270.96		5,787,270.96
62	1165	SDR	15,109,989.59		15,109,989.59
63	1196	SDR	4,980,173.02		4,980,173.02
64	1229	SDR	16,497,650.34		16,497,650.34
65	1237	SDR	2,890,232.38		2,890,232.38
66	1240	SDR	5,703,602.17		5,703,602.17
67	1311	SDR	6,471,854.66		6,471,854.66
68	1377	SDR	27,562,925.23		27,562,925.23
69	1437	SDR	17,669,582.48		17,669,582.48
70	1450	SDR	8,341,471.41		8,341,471.41
71	1451	SDR	8,968,965.21		8,968,965.21
72	1452	SDR	112,333,137.87		112,333,137.87
73	1461	SDR	9,282,832.57		9,282,832.57
74	1464	SDR	15,319,129.76		15,319,129.76
75	1512	SDR	16,777,802.98		16,777,802.98
76	1604	SDR	39,459,403.73		39,459,403.73
77	1609	SDR	7,224,029.33		7,224,029.33
78	1640	SDR	3,539,751.75		3,539,751.75
79	1650	SDR	12,609,492.23		12,609,492.23
80	1732	SDR	25,702,117.77		25,702,117.77
81	1755	SDR	21,318,255.05		21,318,255.05
82	1778	SDR	7,336,202.29		7,336,202.29
83	1811	SDR	1,882,740.84		1,882,740.84
84	1820	SDR	60,730,404.49	8,435,464.00	69,165,868.49
85	1840	SDR	10,380,734.03		10,380,734.03
86	1861	SDR	15,134,926.42		15,134,926.42
87	1876	SDR	30,474,299.45		30,474,299.45



Government of Nepal

Ministry of Finance

**Financial Comptroller General Office**

**Debt Section**

Anamnagar, Kathmandu, Nepal

**Cumulative disbursements of external debt**

As on 2073/03/31 (2016-Jul-15)

Fiscal Year: 2072/73 Month: Aashadh

SN	Loan ID	Commitment Currency	Opening Stock of Disbursements	Disbursement This Year	Disbursement upto This year
<b>Donor:</b> ADB					
88	1917	SDR	21,310,416.39		21,310,416.39
89	1966	SDR	16,602,423.32		16,602,423.32
90	2002	SDR	13,963,700.93		13,963,700.93
91	2008	SDR	15,658,022.77		15,658,022.77
92	2058	SDR	3,505,522.12		3,505,522.12
93	2059	SDR	2,161,163.16	-43.63	2,161,119.53
94	2071	SDR	13,223,065.37		13,223,065.37
95	2092	SDR	25,458,359.34		25,458,359.34
96	2097	SDR	11,401,367.45		11,401,367.45
97	2102	SDR	10,484,541.58		10,484,541.58
98	2111	SDR	10,671,445.28		10,671,445.28
99	2143	SDR	4,850,208.77		4,850,208.77
100	2268	SDR	37,906,000.00		37,906,000.00
101	2277	SDR	20,432,000.00		20,432,000.00
102	2551	SDR	16,092,000.00		16,092,000.00
103	2581	SDR	14,120,434.21	2,479,221.13	16,599,655.34
104	2587	SDR	24,904,647.51	4,911,586.51	29,816,234.02
105	2641	SDR	19,515,000.00	19,775,000.00	39,290,000.00
106	2650	SDR	13,425,504.71	5,463,509.29	18,889,014.00
107	2656	SDR	1,340,128.50	715,641.08	2,055,769.58
108	2685	SDR	8,523,578.52	119,699.56	8,643,278.08
109	2776	SDR	18,859,248.32	8,557,232.98	27,416,481.30
110	2796	SDR	4,042,701.75	3,264,008.19	7,306,709.94
111	2808	SDR	6,880,307.63	4,050,554.61	10,930,862.24
112	3012	SDR	9,247,504.73	4,724,537.01	13,972,041.74
113	3057	SDR	718,287.44	1,524,539.61	2,242,827.05
114	3000	SDR	5,669,177.55	1,837,778.50	7,506,956.05
115	3124	SDR	1,294,604.93	3,099,755.69	4,394,360.62
116	2579	SDR	2,233,764.59	842,186.20	3,075,950.79

Government of Nepal

Ministry of Finance

**Financial Comptroller General Office**

**Debt Section**

Anamnagar, Kathmandu, Nepal

**Cumulative disbursements of external debt**

As on 2073/03/31 (2016-Jul-15)

Fiscal Year: 2072/73 Month: Aashadh

SN	Loan ID	Commitment Currency	Opening Stock of Disbursements	Disbursement This Year	Disbursement upto This year
<b>Donor: ADB</b>					
117	2851	SDR	743,916.92	7,639,726.71	8,383,643.63
118	3157	SDR	2,115,461.91	3,177,326.00	5,292,787.91
119	3260	SDR		13,208,686.47	13,208,686.47
120	2990	SDR		1,776,195.45	1,776,195.45
121	3139	SDR		2,539,201.46	2,539,201.46
122	3255	SDR		5,112,218.33	5,112,218.33
<b>Total of SDR</b>			<b>1,439,947,354.35</b>	<b>103,254,025.15</b>	<b>1,543,201,379.50</b>
<b>Donor: EEC</b>					
1	9	GBP	446,500.00		446,500.00
2	23	GBP	604,000.00		604,000.00
3	26	GBP	452,700.00		452,700.00
<b>Total of GBP</b>			<b>1,503,200.00</b>		<b>1,503,200.00</b>
1	9	EUR	1,601,092.39		1,601,092.39
2	23	EUR	2,166,398.61		2,166,398.61
3	26	EUR	1,623,881.42		1,623,881.42
<b>Total of EUR</b>			<b>5,391,372.42</b>		<b>5,391,372.42</b>
1	9	DKK	454,000.00		454,000.00
2	23	DKK	614,000.00		614,000.00
3	26	DKK	460,000.00		460,000.00
<b>Total of DKK</b>			<b>1,528,000.00</b>		<b>1,528,000.00</b>
<b>Donor: IDA</b>					
1	166	USD	1,775,287.81		1,775,287.81
2	223	USD	2,169,084.29		2,169,084.29
3	291	USD	3,197,914.20		3,197,914.20
4	373	USD	5,958,912.31		5,958,912.31
5	397	USD	5,500,000.00		5,500,000.00
6	470	USD	7,800,000.00		7,800,000.00
7	470.1	USD	2,886,504.36		2,886,504.36
8	505	USD	2,928,282.07		2,928,282.07

Government of Nepal  
Ministry of Finance  
**Financial Comptroller General Office**  
**Debt Section**  
Anamnagar, Kathmandu, Nepal  
**Cumulative disbursements of external debt**  
As on 2073/03/31 (2016-Jul-15)

Fiscal Year: 2072/73      Month: Aashadh

SN	Loan ID	Commitment Currency	Opening Stock of Disbursements	Disbursement This Year	Disbursement upto This year
<b>Donor: IDA</b>					
9	600	USD	26,000,000.00		26,000,000.00
10	600.1	USD	14,798,067.14		14,798,067.14
11	617	USD	8,000,000.00		8,000,000.00
12	654	USD	9,000,000.00		9,000,000.00
13	659	USD	2,985,904.57		2,985,904.57
14	704	USD	7,304,138.21		7,304,138.21
15	705	USD	3,326,594.56		3,326,594.56
16	730	USD	17,000,000.00		17,000,000.00
17	772	USD	4,686,034.28		4,686,034.28
18	799	USD	14,500,000.00		14,500,000.00
19	812	USD	29,993,295.90		29,993,295.90
20	856	USD	14,000,000.00		14,000,000.00
21	939	USD	6,366,531.65		6,366,531.65
22	1008	USD	17,000,000.00		17,000,000.00
23	1055	USD	15,972,957.02		15,972,957.02
24	1059	USD	26,956,031.18		26,956,031.18
<b>Total of USD</b>			<b>250,105,539.55</b>		<b>250,105,539.55</b>
1	1062	SDR	3,375,733.87		3,375,733.87
2	1093	SDR	2,777,918.89		2,777,918.89
3	1100	SDR	11,280,103.69		11,280,103.69
4	1101	SDR	4,419,961.17		4,419,961.17
5	1191	SDR	5,700,000.00		5,700,000.00
6	1198	SDR	9,934,963.21		9,934,963.21
7	1260	SDR	5,875,637.04		5,875,637.04
8	1316	SDR	15,100,000.00		15,100,000.00
9	1339	SDR	4,124,592.39		4,124,592.39
10	1379	SDR	5,333,093.71		5,333,093.71
11	1400	SDR	3,394,134.05		3,394,134.05
12	1452	SDR	10,148,368.30		10,148,368.30

Government of Nepal  
Ministry of Finance  
**Financial Comptroller General Office**  
**Debt Section**  
Anamnagar, Kathmandu, Nepal  
**Cumulative disbursements of external debt**  
As on 2073/03/31 (2016-Jul-15)

Fiscal Year: 2072/73 Month: Aashadh

SN	Loan ID	Commitment Currency	Opening Stock of Disbursements	Disbursement This Year	Disbursement upto This year
<b>Donor:</b> IDA					
13	1463	SDR	6,687,850.82		6,687,850.82
14	1478	SDR	75,311,093.44		75,311,093.44
15	1515	SDR	41,237,415.31		41,237,415.31
16	1534	SDR	7,909,129.27		7,909,129.27
17	1535	SDR	6,940,695.17		6,940,695.17
18	1570	SDR	5,963,729.03		5,963,729.03
19	1588	SDR	19,460,484.19		19,460,484.19
20	1696	SDR	4,471,536.98		4,471,536.98
21	1715	SDR	12,497,770.85		12,497,770.85
22	1727	SDR	4,019,950.52		4,019,950.52
23	1769	SDR	40,900,000.00		40,900,000.00
24	1814	SDR	28,351,768.73		28,351,768.73
25	1902	SDR	10,478,183.03		10,478,183.03
26	1922	SDR	8,790,715.43		8,790,715.43
27	1924	SDR	29,900,000.00		29,900,000.00
28	1988	SDR	15,886,241.31		15,886,241.31
29	2028	SDR	6,489,656.11		6,489,656.11
30	2044	SDR	8,783,424.77		8,783,424.77
31	2046	SDR	46,200,000.00		46,200,000.00
32	2047	SDR	16,077,550.15		16,077,550.15
33	2144	SDR	36,537,780.00		36,537,780.00
34	2239	SDR	10,800,188.37		10,800,188.37
35	2347	SDR	39,909,303.52		39,909,303.52
36	2357	SDR	21,221,230.53		21,221,230.53
37	2364	SDR	32,708,369.52		32,708,369.52
38	2430	SDR	16,177,211.76		16,177,211.76
39	2560	SDR	12,724,420.91		12,724,420.91
40	2578	SDR	35,016,825.92		35,016,825.92
41	2600	SDR	17,786,061.29		17,786,061.29

Government of Nepal  
Ministry of Finance  
**Financial Comptroller General Office**  
**Debt Section**  
Anamnagar, Kathmandu, Nepal  
**Cumulative disbursements of external debt**

As on 2073/03/31 (2016-Jul-15)

Fiscal Year: 2072/73 Month: Aashadh

SN	Loan ID	Commitment Currency	Opening Stock of Disbursements	Disbursement This Year	Disbursement upto This year
<b>Donor: IDA</b>					
42	2912	SDR	11,552,537.70		11,552,537.70
43	2977	SDR	13,387,687.55		13,387,687.55
44	3008	SDR	13,858,634.04		13,858,634.04
45	3009	SDR	51,566,191.57		51,566,191.57
46	3185	SDR	9,000,000.00		9,000,000.00
47	3215	SDR	3,572,571.64		3,572,571.64
48	3293	SDR	38,015,307.75		38,015,307.75
49	3581	SDR	12,298,192.10		12,298,192.10
50	3727	SDR	6,570,254.14		6,570,254.14
51	3766	SDR	23,764,183.19		23,764,183.19
52	3808	SDR	3,598,394.39		3,598,394.39
53	3830	SDR	51,000,000.00		51,000,000.00
54	3864	SDR	38,440,970.03		38,440,970.03
55	3911	SDR	17,000,000.00		17,000,000.00
56	3956	SDR	34,500,000.00		34,500,000.00
57	3980	SDR	6,900,000.00		6,900,000.00
58	4510	SDR	702,163.57		702,163.57
59	4515	SDR	7,706,651.06	1,096,628.37	8,803,279.43
60	4603	SDR	0.00	3,953,855.22	3,953,855.22
61	4637	SDR	26,827,916.33		26,827,916.33
62	4664	SDR	13,615,875.05		13,615,875.05
63	4652	SDR	46,066,441.74		46,066,441.74
64	4707	SDR	40,550,685.32	3,961,664.47	44,512,349.79
65	4750	SDR	10,937,244.67		10,937,244.67
66	4832	SDR	26,600,000.00		26,600,000.00
67	4902	SDR	18,411,895.93	5,318,827.86	23,730,723.79
68	4932	SDR	6,040,455.08	822,133.69	6,862,588.77
69	5138	SDR	20,141,648.35	8,732,797.57	28,874,445.92
70	5282	SDR	19,900,000.00		19,900,000.00



Government of Nepal

Ministry of Finance

**Financial Comptroller General Office**

**Debt Section**

Anamnagar, Kathmandu, Nepal

**Cumulative disbursements of external debt**

As on 2073/03/31 (2016-Jul-15)

Fiscal Year: 2072/73 Month: Aashadh

SN	Loan ID	Commitment Currency	Opening Stock of Disbursements	Disbursement This Year	Disbursement upto This year
<b>Donor: IDA</b>					
71	4905	SDR	2,349,944.23	697,039.74	3,046,983.97
72	5263	SDR	13,370,066.11	1,874,154.54	15,244,220.65
73	5273	SDR	5,881,480.85	5,075,215.88	10,956,696.73
74	4924	SDR	5,217,475.24	7,256,310.62	12,473,785.86
75	5246	SDR	648,235.18	1,996,304.57	2,644,539.75
76	4981	SDR	3,979,410.45	2,714,403.25	6,693,813.70
77	5446	SDR	3,620,694.32	1,164,779.11	4,785,473.43
78	5002	SDR	5,337,454.60	939,981.24	6,277,435.84
79	5137	SDR	931,734.28	3,248,507.50	4,180,241.78
80	5250	SDR	18,012,953.72	12,364,403.80	30,377,357.52
81	5344	SDR	6,149,353.10	2,726,516.54	8,875,869.64
82	5586	SDR		8,054,631.47	8,054,631.47
83	5701	SDR		72,000,000.00	72,000,000.00
84	5566	SDR		3,592,857.40	3,592,857.40
85	5706	SDR		14,154,682.37	14,154,682.37
<b>Total of SDR</b>			<b>1,338,727,796.53</b>	<b>161,745,695.21</b>	<b>1,500,473,491.74</b>
<b>Donor: IFAD</b>					
1	10	USD	11,538,261.74		11,538,261.74
<b>Total of USD</b>			<b>11,538,261.74</b>		<b>11,538,261.74</b>
1	57	SDR	9,800,000.00		9,800,000.00
2	82	SDR	6,083,965.37		6,083,965.37
3	166	SDR	15,114,644.03		15,114,644.03
4	191	SDR	621,247.52		621,247.52
5	208	SDR	4,750,000.00		4,750,000.00
6	250	SDR	3,834,766.43		3,834,766.43
7	352	SDR	3,220,700.74		3,220,700.74
8	452	SDR	6,386,567.86		6,386,567.86
9	576	SDR	11,273,734.49	2,726,649.15	14,000,383.64
10	646A	SDR	644,241.46		644,241.46

Government of Nepal

Ministry of Finance

**Financial Comptroller General Office**

**Debt Section**

Anamnagar, Kathmandu, Nepal

**Cumulative disbursements of external debt**

As on 2073/03/31 (2016-Jul-15)

Fiscal Year: 2072/73 Month: Aashadh

SN	Loan ID	Commitment Currency	Opening Stock of Disbursements	Disbursement This Year	Disbursement upto This year
<b>Donor: IFAD</b>					
11	646	SDR	7,150,000.00		7,150,000.00
12	796	SDR	2,135,622.69	607,791.78	2,743,414.47
13	881	SDR	1,569,035.84	741,661.44	2,310,697.28
<b>Total of SDR</b>			<b>72,584,526.43</b>	<b>4,076,102.37</b>	<b>76,660,628.80</b>
<b>Donor: NDF</b>					
1	37	EUR	5,084,326.43		5,084,326.43
2	76	EUR	5,751,247.55		5,751,247.55
3	129	EUR	5,351,543.79		5,351,543.79
4	223	EUR	1,688,650.59		1,688,650.59
5	265	EUR	7,382,889.58	78,470.42	7,461,360.00
<b>Total of EUR</b>			<b>25,258,657.94</b>	<b>78,470.42</b>	<b>25,337,128.36</b>
<b>Donor: OFID</b>					
1	698	USD	9,575,604.33		9,575,604.33
2	825	USD	6,073,781.35		6,073,781.35
3	838	USD	13,700,000.00		13,700,000.00
4	1060	USD	5,433,534.41		5,433,534.41
5	1155	USD	8,855,706.80	17,230.07	8,872,936.87
6	1185	USD	9,056,676.81		9,056,676.81
7	1346	USD	1,087,512.38	1,316,285.24	2,403,797.62
8	1364	USD	1,792,242.52	3,376,250.29	5,168,492.81
9	1442	USD	5,714,525.72	1,061,392.45	6,775,918.17
<b>Total of USD</b>			<b>61,289,584.32</b>	<b>5,771,158.05</b>	<b>67,060,742.37</b>
<b>Donor: Austria</b>					
1	1	EUR	4,279,799.14		4,279,799.14
<b>Total of EUR</b>			<b>4,279,799.14</b>		<b>4,279,799.14</b>
<b>Donor: Belgium</b>					
1	1985	EUR	2,478,935.25		2,478,935.25
2	1986	EUR	3,718,402.87		3,718,402.87
3	1994	EUR	2,478,935.25		2,478,935.25

Government of Nepal

Ministry of Finance

**Financial Comptroller General Office**

**Debt Section**

Anamnagar, Kathmandu, Nepal

**Cumulative disbursements of external debt**

As on 2073/03/31 (2016-Jul-15)

Fiscal Year: 2072/73 Month: Aashadh

SN	Loan ID	Commitment Currency	Opening Stock of Disbursements	Disbursement This Year	Disbursement upto This year
<b>Donor: Belgium</b>					
4	1999	EUR	2,124,244.00		2,124,244.00
5	2000	EUR	2,454,146.00		2,454,146.00
6	2001	EUR	2,478,940.00		2,478,940.00
7	2003	EUR	1,430,420.98		1,430,420.98
<b>Total of EUR</b>			<b>17,164,024.35</b>		<b>17,164,024.35</b>
<b>Donor: China</b>					
1	359	RMB	366,510,466.60	3,413,572.94	369,924,039.54
2	383	RMB	34,925,898.62		34,925,898.62
3	494	RMB	131,277,510.00		131,277,510.00
<b>Total of RMB</b>			<b>532,713,875.22</b>	<b>3,413,572.94</b>	<b>536,127,448.16</b>
<b>Donor: France</b>					
1	298	EUR	109,009.88		109,009.88
2	375	EUR	2,620,558.05		2,620,558.05
3	447	EUR	21,023,366.29		21,023,366.29
4	502	EUR	5,614,502.00		5,614,502.00
5	503	EUR	5,945,509.94		5,945,509.94
6	545	EUR	11,214,961.45		11,214,961.45
7	897	EUR	1,981,837.22		1,981,837.22
<b>Total of EUR</b>			<b>48,509,744.83</b>		<b>48,509,744.83</b>
<b>Donor: India</b>					
1	00001984	USD	62,736,889.87	2,610,721.83	65,347,611.70
2	00000903	USD	5,261,208.67	10,826,207.51	16,087,416.18
<b>Total of USD</b>			<b>67,998,098.54</b>	<b>13,436,929.34</b>	<b>81,435,027.88</b>
<b>Donor: Japan</b>					
1	4	JPY	18,738,132,382.00		18,738,132,382.00
2	5	JPY	2,630,083,628.00		2,630,083,628.00
3	6	JPY	2,465,568,827.00		2,465,568,827.00
4	7	JPY	13,542,125,504.00		13,542,125,504.00
5	8	JPY	1,787,038,780.00	462,298,157.00	2,249,336,937.00

Government of Nepal  
Ministry of Finance  
**Financial Comptroller General Office**  
**Debt Section**  
Anamnagar, Kathmandu, Nepal  
**Cumulative disbursements of external debt**  
As on 2073/03/31 (2016-Jul-15)

Fiscal Year: 2072/73      Month: Aashadh

SN	Loan ID	Commitment Currency	Opening Stock of Disbursements	Disbursement This Year	Disbursement upto This year
<b>Donor: Japan</b>					
6	8A	JPY	473,403,572.00	103,993,070.00	577,396,642.00
<b>Total of JPY</b>			<b>39,636,352,693.00</b>	<b>566,291,227.00</b>	<b>40,202,643,920.00</b>
<b>Donor: Korea</b>					
1	1	KRW	12,399,024,240.00		12,399,024,240.00
2	2	KRW	56,385,479,740.00		56,385,479,740.00
<b>Total of KRW</b>			<b>68,784,503,980.00</b>		<b>68,784,503,980.00</b>
<b>Donor: Kuwait</b>					
1	552	KUD	1,498,080.36		1,498,080.36
<b>Total of KUD</b>			<b>1,498,080.36</b>		<b>1,498,080.36</b>
<b>Donor: Russia</b>					
1	1	USD	3,486,740.20		3,486,740.20
<b>Total of USD</b>			<b>3,486,740.20</b>		<b>3,486,740.20</b>
<b>Donor: Saudi</b>					
1	465	SAR	32,916,942.65	5,420,970.06	38,337,912.71
<b>Total of SAR</b>			<b>32,916,942.65</b>	<b>5,420,970.06</b>	<b>38,337,912.71</b>

Government of Nepal  
Ministry of Finance  
**Financial Comptroller General Office**  
**Debt Section**  
Anamnagar, Kathmandu, Nepal

**Cumulative payment of external debt**

As on 2073/03/31 (2016-Jul-15)

Fiscal Year: 2072/73      Month: Aashadh

SN	Loan ID	Commitment Currency	Opening Stock of payment	Payment This Year	Total payment upto this year
<b>Donor:</b> ADB					
1	182	SDR	1,278,346.83		1,278,346.83
2	232	SDR	74,100.00	5,711.70	79,811.70
3	233	SDR	2,519,400.00	193,636.65	2,713,036.65
4	249	SDR	389,671.54	28,348.09	418,019.63
5	250	SDR	724,751.31	55,998.01	780,749.32
6	274	SDR	967,200.00	147,856.96	1,115,056.96
7	284	SDR	12,992,200.00	1,986,132.31	14,978,332.31
8	295	SDR	1,249,300.00	190,981.91	1,440,281.91
9	309	SDR	783,900.00	120,600.00	904,500.00
10	310	SDR	1,482,000.00	228,000.00	1,710,000.00
11	315	SDR	1,645,800.00	253,200.00	1,899,000.00
12	334	SDR	563,356.49	87,074.22	650,430.71
13	387	SDR	4,903,600.00	754,400.00	5,658,000.00
14	388	SDR	2,624,700.00	403,800.00	3,028,500.00
15	445	SDR	3,324,100.00	511,400.00	3,835,500.00
16	447	SDR	3,975,272.60	611,727.40	4,587,000.00
17	462	SDR	2,826,200.00	434,800.00	3,261,000.00
18	489	SDR	5,245,500.00	807,000.00	6,052,500.00
19	490	SDR	2,680,600.00	412,400.00	3,093,000.00
20	512	SDR	2,150,200.00	330,800.00	2,481,000.00
21	533	SDR	2,774,200.00	426,800.00	3,201,000.00
22	560	SDR	4,145,700.00	637,800.00	4,783,500.00
23	596	SDR	2,044,900.00	314,600.00	2,359,500.00
24	599	SDR	1,214,200.00	186,800.00	1,401,000.00
25	633	SDR	1,698,200.00	107,000.00	1,805,200.00
26	651	SDR	11,475,540.00	695,400.00	12,170,940.00
27	655	SDR	6,338,000.00	394,000.00	6,732,000.00
28	659	SDR	2,057,300.00	128,200.00	2,185,500.00
29	669	SDR	9,549,400.00	599,600.00	10,149,000.00



Government of Nepal  
Ministry of Finance  
**Financial Comptroller General Office**  
**Debt Section**  
Anamnagar, Kathmandu, Nepal

**Cumulative payment of external debt**

As on 2073/03/31 (2016-Jul-15)

Fiscal Year: 2072/73      Month: Aashadh

SN	Loan ID	Commitment Currency	Opening Stock of payment	Payment This Year	Total payment upto this year
<b>Donor:</b> ADB					
30	670	SDR	11,399,480.00	653,600.00	12,053,080.00
31	694	SDR	2,788,200.00	184,000.00	2,972,200.00
32	708	SDR	16,938,300.00	1,083,400.00	18,021,700.00
33	719	SDR	4,915,200.00	300,800.00	5,216,000.00
34	721	SDR	3,940,700.00	266,200.00	4,206,900.00
35	744	SDR	2,191,700.00	149,400.00	2,341,100.00
36	745	SDR	3,099,100.00	207,400.00	3,306,500.00
37	748	SDR	6,583,500.00	461,000.00	7,044,500.00
38	749	SDR	3,590,700.00	228,000.00	3,818,700.00
39	783	SDR	4,907,400.00	352,600.00	5,260,000.00
40	792	SDR	1,967,500.00	149,000.00	2,116,500.00
41	806	SDR	12,233,100.00	916,600.00	13,149,700.00
42	831	SDR	10,882,900.00	866,600.00	11,749,500.00
43	859	SDR	876,000.00	72,400.00	948,400.00
44	867	SDR	3,738,500.00	285,800.00	4,024,300.00
45	923	SDR	8,478,500.00	729,000.00	9,207,500.00
46	924	SDR	20,138,900.00	1,786,600.00	21,925,500.00
47	936	SDR	1,435,100.00	125,400.00	1,560,500.00
48	949	SDR	4,246,700.00	371,800.00	4,618,500.00
49	964	SDR	1,777,200.00	156,800.00	1,934,000.00
50	974	SDR	3,793,700.00	368,600.00	4,162,300.00
51	982	SDR	16,125,000.00	1,596,400.00	17,721,400.00
52	987	SDR	3,266,900.00	299,400.00	3,566,300.00
53	1006	SDR	578,400.00	96,400.00	674,800.00
54	1011	SDR	16,702,200.00	1,621,200.00	18,323,400.00
55	1037	SDR	8,505,500.00	909,400.00	9,414,900.00
56	1040	SDR	6,290,700.00	719,000.00	7,009,700.00
57	1112	SDR	8,212,600.00	926,000.00	9,138,600.00
58	1113	SDR	4,325,100.00	524,600.00	4,849,700.00

Government of Nepal  
Ministry of Finance  
**Financial Comptroller General Office**  
**Debt Section**  
Anamnagar, Kathmandu, Nepal

**Cumulative payment of external debt**

As on 2073/03/31 (2016-Jul-15)

Fiscal Year: 2072/73      Month: Aashadh

SN	Loan ID	Commitment Currency	Opening Stock of payment	Payment This Year	Total payment upto this year
<b>Donor:</b> ADB					
59	1114	SDR	2,948,300.00	355,000.00	3,303,300.00
60	1141	SDR	3,875,100.00	458,400.00	4,333,500.00
61	1156	SDR	2,060,000.00	233,000.00	2,293,000.00
62	1165	SDR	4,759,900.00	608,800.00	5,368,700.00
63	1196	SDR	1,467,600.00	200,800.00	1,668,400.00
64	1229	SDR	4,806,000.00	668,000.00	5,474,000.00
65	1237	SDR	789,700.00	116,600.00	906,300.00
66	1240	SDR	1,568,000.00	229,800.00	1,797,800.00
67	1311	SDR	1,537,200.00	259,600.00	1,796,800.00
68	1377	SDR	5,397,100.00	1,108,400.00	6,505,500.00
69	1437	SDR	3,323,500.00	531,300.00	3,854,800.00
70	1450	SDR	1,495,300.00	167,000.00	1,662,300.00
71	1451	SDR	1,594,700.00	179,800.00	1,774,500.00
72	1452	SDR	19,931,200.00	2,253,800.00	22,185,000.00
73	1461	SDR	1,552,700.00	186,200.00	1,738,900.00
74	1464	SDR	2,409,400.00	307,400.00	2,716,800.00
75	1512	SDR	2,678,900.00	335,800.00	3,014,700.00
76	1604	SDR	5,867,600.00	790,400.00	6,658,000.00
77	1609	SDR	1,079,500.00	144,600.00	1,224,100.00
78	1640	SDR	460,200.00	70,800.00	531,000.00
79	1650	SDR	1,639,300.00	252,200.00	1,891,500.00
80	1732	SDR	8,092,015.00	1,067,278.00	9,159,293.00
81	1755	SDR	5,801,082.00	886,696.00	6,687,778.00
82	1778	SDR	1,986,894.00	305,676.00	2,292,570.00
83	1811	SDR	510,412.00	78,418.00	588,830.00
84	1820	SDR	25,254,940.67	3,942,315.59	29,197,256.26
85	1840	SDR	2,378,915.00	432,530.00	2,811,445.00
86	1861	SDR	5,202,626.00	945,932.00	6,148,558.00
87	1876	SDR	6,983,691.00	1,269,762.00	8,253,453.00

Government of Nepal  
Ministry of Finance  
**Financial Comptroller General Office**  
**Debt Section**  
Anamnagar, Kathmandu, Nepal

**Cumulative payment of external debt**

As on 2073/03/31 (2016-Jul-15)

Fiscal Year: 2072/73      Month: Aashadh

SN	Loan ID	Commitment Currency	Opening Stock of payment	Payment This Year	Total payment upto this year
<b>Donor:</b> ADB					
88	1917	SDR	3,995,703.00	887,934.00	4,883,637.00
89	1966	SDR	3,173,613.00	688,658.00	3,862,271.00
90	2002	SDR	3,490,928.00	872,732.00	4,363,660.00
91	2008	SDR	2,283,463.00	652,418.00	2,935,881.00
92	2058	SDR	766,836.00	219,096.00	985,932.00
93	2059	SDR	1,018,535.00	68,362.00	1,086,897.00
94	2071	SDR	1,928,367.00	550,962.00	2,479,329.00
95	2092	SDR	3,182,292.00	1,060,764.00	4,243,056.00
96	2097	SDR	1,187,640.00	475,056.00	1,662,696.00
97	2102	SDR	1,331,605.00	466,837.00	1,798,442.00
98	2111	SDR	1,111,610.00	444,644.00	1,556,254.00
99	2143	SDR	552,299.00	199,902.00	752,201.00
100	2268	SDR	2,369,126.00	2,369,126.00	4,738,252.00
101	2277	SDR	638,500.00	1,277,000.00	1,915,500.00
102	2551	SDR	0.00	0.00	0.00
103	2581	SDR	0.00		0.00
104	2587	SDR	0.00		0.00
105	2641	SDR	0.00	0.00	0.00
106	2650	SDR	0.00		0.00
107	2656	SDR	0.00		0.00
108	2685	SDR	0.00	0.00	0.00
109	2776	SDR	0.00		0.00
110	2796	SDR	0.00		0.00
111	2808	SDR	0.00		0.00
112	3012	SDR			0.00
113	3057	SDR			0.00
114	3000	SDR			0.00
115	3124	SDR			0.00
116	2579	SDR			0.00

Government of Nepal  
Ministry of Finance  
**Financial Comptroller General Office**  
**Debt Section**  
Anamnagar, Kathmandu, Nepal

**Cumulative payment of external debt**

As on 2073/03/31 (2016-Jul-15)

Fiscal Year: 2072/73      Month: Aashadh

SN	Loan ID	Commitment Currency	Opening Stock of payment	Payment This Year	Total payment upto this year
<b>Donor: ADB</b>					
117	2851	SDR			0.00
118	3157	SDR			0.00
119	3260	SDR			0.00
120	2990	SDR			0.00
121	3139	SDR			0.00
122	3255	SDR			0.00
<b>Total of SDR</b>			<b>442,108,711.44</b>	<b>56,081,265.84</b>	<b>498,189,977.28</b>
<b>Donor: EEC</b>					
1	9	GBP	258,970.00	13,395.00	272,365.00
2	23	GBP	350,320.00	18,120.00	368,440.00
3	26	GBP	262,566.00	13,581.00	276,147.00
<b>Total of GBP</b>			<b>871,856.00</b>	<b>45,096.00</b>	<b>916,952.00</b>
1	9	EUR	929,786.91	47,950.28	977,737.19
2	23	EUR	1,258,085.58	64,879.48	1,322,965.06
3	26	EUR	943,026.97	48,632.48	991,659.45
<b>Total of EUR</b>			<b>3,130,899.46</b>	<b>161,462.24</b>	<b>3,292,361.70</b>
1	9	DKK	263,320.00	13,620.00	276,940.00
2	23	DKK	356,120.00	18,420.00	374,540.00
3	26	DKK	266,800.00	13,800.00	280,600.00
<b>Total of DKK</b>			<b>886,240.00</b>	<b>45,840.00</b>	<b>932,080.00</b>
<b>Donor: IDA</b>					
1	166	USD	1,561,497.57	53,447.56	1,614,945.13
2	223	USD	1,811,185.14	65,072.52	1,876,257.66
3	291	USD	2,526,352.26	95,937.42	2,622,289.68
4	373	USD	4,618,100.00	178,760.00	4,796,860.00
5	397	USD	4,180,000.00	165,000.00	4,345,000.00
6	470	USD	5,811,000.00	234,000.00	6,045,000.00
7	470.1	USD	2,153,272.00	86,256.00	2,239,528.00
8	505	USD	2,138,000.00	88,000.00	2,226,000.00

Government of Nepal  
Ministry of Finance  
**Financial Comptroller General Office**  
**Debt Section**  
Anamnagar, Kathmandu, Nepal

**Cumulative payment of external debt**

As on 2073/03/31 (2016-Jul-15)

Fiscal Year: 2072/73      Month: Aashadh

SN	Loan ID	Commitment Currency	Opening Stock of payment	Payment This Year	Total payment upto this year
<b>Donor: IDA</b>					
9	600	USD	17,810,000.00	780,000.00	18,590,000.00
10	600.1	USD	10,136,067.14	444,000.00	10,580,067.14
11	617	USD	5,480,000.00	240,000.00	5,720,000.00
12	654	USD	6,030,000.00	270,000.00	6,300,000.00
13	659	USD	2,000,524.00	89,576.00	2,090,100.00
14	704	USD	4,674,632.00	219,124.00	4,893,756.00
15	705	USD	2,128,968.00	99,796.00	2,228,764.00
16	730	USD	10,880,000.00	510,000.00	11,390,000.00
17	772	USD	2,928,750.00	140,580.00	3,069,330.00
18	799	USD	8,845,000.00	435,000.00	9,280,000.00
19	812	USD	18,293,295.90	900,000.00	19,193,295.90
20	856	USD	8,540,000.00	420,000.00	8,960,000.00
21	939	USD	3,692,544.00	190,994.00	3,883,538.00
22	1008	USD	9,605,000.00	510,000.00	10,115,000.00
23	1055	USD	8,785,100.00	479,188.00	9,264,288.00
24	1059	USD	14,825,800.00	808,680.00	15,634,480.00
<b>Total of USD</b>			<b>159,455,088.01</b>	<b>7,503,411.50</b>	<b>166,958,499.51</b>
1	1062	SDR	1,856,640.00	101,272.00	1,957,912.00
2	1093	SDR	1,486,152.00	83,336.00	1,569,488.00
3	1100	SDR	6,034,829.00	338,402.00	6,373,231.00
4	1101	SDR	2,364,651.00	132,598.00	2,497,249.00
5	1191	SDR	2,878,500.00	171,000.00	3,049,500.00
6	1198	SDR	5,029,955.00	297,270.00	5,327,225.00
7	1260	SDR	2,878,998.00	176,266.00	3,055,264.00
8	1316	SDR	7,172,500.00	453,000.00	7,625,500.00
9	1339	SDR	1,959,140.00	123,736.00	2,082,876.00
10	1379	SDR	2,453,204.00	159,992.00	2,613,196.00
11	1400	SDR	1,561,288.00	101,824.00	1,663,112.00
12	1452	SDR	4,515,995.00	304,450.00	4,820,445.00



Government of Nepal  
Ministry of Finance  
**Financial Comptroller General Office**  
**Debt Section**  
Anamnagar, Kathmandu, Nepal

**Cumulative payment of external debt**

As on 2073/03/31 (2016-Jul-15)

Fiscal Year: 2072/73      Month: Aashadh

SN	Loan ID	Commitment Currency	Opening Stock of payment	Payment This Year	Total payment upto this year
<b>Donor:</b> IDA					
13	1463	SDR	2,976,071.00	200,634.00	3,176,705.00
14	1478	SDR	32,462,716.00	2,255,172.00	34,717,888.00
15	1515	SDR	17,762,131.00	1,235,540.00	18,997,671.00
16	1534	SDR	3,285,757.00	237,094.00	3,522,851.00
17	1535	SDR	2,880,370.00	208,220.00	3,088,590.00
18	1570	SDR	2,387,174.00	178,822.00	2,565,996.00
19	1588	SDR	8,076,087.00	583,814.00	8,659,901.00
20	1696	SDR	1,654,416.00	134,144.00	1,788,560.00
21	1715	SDR	4,624,110.00	374,930.00	4,999,040.00
22	1727	SDR	1,487,362.00	120,598.00	1,607,960.00
23	1769	SDR	14,519,500.00	1,227,000.00	15,746,500.00
24	1814	SDR	9,639,540.00	850,550.00	10,490,090.00
25	1902	SDR	5,239,065.00	419,126.00	5,658,191.00
26	1922	SDR	4,219,536.00	351,628.00	4,571,164.00
27	1924	SDR	14,352,000.00	1,196,000.00	15,548,000.00
28	1988	SDR	7,307,652.00	635,448.00	7,943,100.00
29	2028	SDR	2,860,316.00	259,232.00	3,119,548.00
30	2044	SDR	3,865,080.00	351,308.00	4,216,388.00
31	2046	SDR	20,328,000.00	1,848,000.00	22,176,000.00
32	2047	SDR	7,074,100.00	643,100.00	7,717,200.00
33	2144	SDR	14,615,090.00	1,461,510.00	16,076,600.00
34	2239	SDR	3,888,044.00	432,006.00	4,320,050.00
35	2347	SDR	13,569,162.00	1,596,372.00	15,165,534.00
36	2357	SDR	6,790,784.00	848,848.00	7,639,632.00
37	2364	SDR	10,466,662.00	1,308,334.00	11,774,996.00
38	2430	SDR	4,853,135.00	647,086.00	5,500,221.00
39	2560	SDR	3,308,301.00	508,974.00	3,817,275.00
40	2578	SDR	9,104,368.00	1,400,672.00	10,505,040.00
41	2600	SDR	4,268,642.00	711,442.00	4,980,084.00

Government of Nepal  
Ministry of Finance  
**Financial Comptroller General Office**  
**Debt Section**  
Anamnagar, Kathmandu, Nepal

**Cumulative payment of external debt**

As on 2073/03/31 (2016-Jul-15)

Fiscal Year: 2072/73      Month: Aashadh

SN	Loan ID	Commitment Currency	Opening Stock of payment	Payment This Year	Total payment upto this year
<b>Donor:</b> IDA					
42	2912	SDR	2,079,432.00	231,048.00	2,310,480.00
43	2977	SDR	2,142,000.00	267,750.00	2,409,750.00
44	3008	SDR	2,081,250.74	277,112.82	2,358,363.56
45	3009	SDR	7,734,900.00	1,031,320.46	8,766,220.46
46	3185	SDR	1,080,000.00	180,000.00	1,260,000.00
47	3215	SDR	428,700.00	71,450.00	500,150.00
48	3293	SDR	4,181,683.00	760,306.00	4,941,989.00
49	3581	SDR	860,868.05	245,962.30	1,106,830.35
50	3727	SDR	328,512.70	131,405.08	459,917.78
51	3766	SDR	1,084,589.21	472,491.54	1,557,080.75
52	3808	SDR	143,935.76	71,967.88	215,903.64
53	3830	SDR	1,530,000.00	1,020,000.00	2,550,000.00
54	3864	SDR	768,819.40	768,819.40	1,537,638.80
55	3911	SDR	340,000.00	340,000.00	680,000.00
56	3956	SDR	690,000.00	690,000.00	1,380,000.00
57	3980	SDR	138,000.00	138,000.00	276,000.00
58	4510	SDR	0.00	0.00	0.00
59	4515	SDR	0.00	0.00	0.00
60	4603	SDR	0.00	0.00	0.00
61	4637	SDR	0.00	0.00	0.00
62	4664	SDR	0.00	0.00	0.00
63	4652	SDR	0.00	0.00	0.00
64	4707	SDR	0.00	0.00	0.00
65	4750	SDR	0.00	0.00	0.00
66	4832	SDR	0.00	0.00	0.00
67	4902	SDR	0.00	0.00	0.00
68	4932	SDR	0.00	0.00	0.00
69	5138	SDR	0.00	0.00	0.00
70	5282	SDR	0.00	0.00	0.00

Government of Nepal  
Ministry of Finance  
**Financial Comptroller General Office**  
**Debt Section**  
Anamnagar, Kathmandu, Nepal

**Cumulative payment of external debt**

As on 2073/03/31 (2016-Jul-15)

Fiscal Year: 2072/73      Month: Aashadh

SN	Loan ID	Commitment Currency	Opening Stock of payment	Payment This Year	Total payment upto this year
<b>Donor: IDA</b>					
71	4905	SDR	0.00	0.00	0.00
72	5263	SDR	0.00	0.00	0.00
73	5273	SDR	0.00	0.00	0.00
74	4924	SDR	0.00	0.00	0.00
75	5246	SDR	0.00	0.00	0.00
76	4981	SDR	0.00	0.00	0.00
77	5446	SDR	0.00	0.00	0.00
78	5002	SDR	0.00	0.00	0.00
79	5137	SDR	0.00	0.00	0.00
80	5250	SDR		0.00	0.00
81	5344	SDR		0.00	0.00
82	5586	SDR		0.00	0.00
83	5701	SDR		0.00	0.00
84	5566	SDR			0.00
85	5706	SDR			0.00
<b>Total of SDR</b>			<b>303,669,713.86</b>	<b>31,366,383.48</b>	<b>335,036,097.34</b>
<b>Donor: IFAD</b>					
1	10	USD	7,650,500.00	288,000.00	7,938,500.00
<b>Total of USD</b>			<b>7,650,500.00</b>	<b>288,000.00</b>	<b>7,938,500.00</b>
1	57	SDR	6,002,500.00	245,000.00	6,247,500.00
2	82	SDR	3,574,303.00	152,098.00	3,726,401.00
3	166	SDR	7,746,253.00	377,866.00	8,124,119.00
4	191	SDR	295,070.00	15,530.00	310,600.00
5	208	SDR	2,137,500.00	118,750.00	2,256,250.00
6	250	SDR	1,584,280.00	91,860.00	1,676,140.00
7	352	SDR	1,317,617.00	102,870.00	1,420,487.00
8	452	SDR	1,703,088.00	212,886.00	1,915,974.00
9	576	SDR	1,820,000.00	520,000.00	2,340,000.00
10	646A	SDR	0.00	0.00	0.00

Government of Nepal  
Ministry of Finance  
**Financial Comptroller General Office**  
**Debt Section**  
Anamnagar, Kathmandu, Nepal

**Cumulative payment of external debt**

As on 2073/03/31 (2016-Jul-15)

Fiscal Year: 2072/73      Month: Aashadh

SN	Loan ID	Commitment Currency	Opening Stock of payment	Payment This Year	Total payment upto this year
<b>Donor: IFAD</b>					
11	646	SDR	119,167.00	238,334.00	357,501.00
12	796	SDR	0.00	0.00	0.00
13	881	SDR	0.00	0.00	0.00
<b>Total of SDR</b>			<b>26,299,778.00</b>	<b>2,075,194.00</b>	<b>28,374,972.00</b>
<b>Donor: NDF</b>					
1	37	EUR	1,728,670.94	203,373.05	1,932,043.99
2	76	EUR	1,610,349.38	230,049.91	1,840,399.29
3	129	EUR	1,070,308.80	214,061.74	1,284,370.54
4	223	EUR	270,184.16	33,773.02	303,957.18
5	265	EUR	348,487.55	125,403.53	473,891.08
<b>Total of EUR</b>			<b>5,028,000.83</b>	<b>806,661.25</b>	<b>5,834,662.08</b>
<b>Donor: OFID</b>					
1	698	USD	9,575,604.33		9,575,604.33
2	825	USD	5,953,490.00	48,100.00	6,001,590.00
3	838	USD	8,219,880.00	913,320.00	9,133,200.00
4	1060	USD	2,333,300.00	310,021.72	2,643,321.72
5	1155	USD	2,001,936.24	666,660.00	2,668,596.24
6	1185	USD	1,666,650.00	666,660.00	2,333,310.00
7	1346	USD		565,648.19	565,648.19
8	1364	USD	0.00	1,133,320.00	1,133,320.00
9	1442	USD	0.00	0.00	0.00
<b>Total of USD</b>			<b>29,750,860.57</b>	<b>4,303,729.91</b>	<b>34,054,590.48</b>
<b>Donor: Austria</b>					
1	1	EUR	3,270,277.50	218,018.50	3,488,296.00
<b>Total of EUR</b>			<b>3,270,277.50</b>	<b>218,018.50</b>	<b>3,488,296.00</b>
<b>Donor: Belgium</b>					
1	1985	EUR	2,354,978.57	123,956.69	2,478,935.26
2	1986	EUR	3,346,560.72	185,920.00	3,532,480.72
3	1994	EUR	1,363,406.00	123,946.00	1,487,352.00

Government of Nepal  
Ministry of Finance  
**Financial Comptroller General Office**  
**Debt Section**  
Anamnagar, Kathmandu, Nepal

**Cumulative payment of external debt**

As on 2073/03/31 (2016-Jul-15)

Fiscal Year: 2072/73      Month: Aashadh

SN	Loan ID	Commitment Currency	Opening Stock of payment	Payment This Year	Total payment upto this year
<b>Donor: Belgium</b>					
4	1999	EUR	527,199.00	106,209.00	633,408.00
5	2000	EUR	448,359.00	122,703.00	571,062.00
6	2001	EUR	281,462.58	119,273.46	400,736.04
7	2003	EUR	81,525.63	64,245.01	145,770.64
<b>Total of EUR</b>			<b>8,403,491.50</b>	<b>846,253.16</b>	<b>9,249,744.66</b>
<b>Donor: China</b>					
1	359	RMB	0.00	0.00	0.00
2	383	RMB	0.00	0.00	0.00
3	494	RMB	0.00	0.00	0.00
<b>Total of RMB</b>			<b>0.00</b>	<b>0.00</b>	<b>0.00</b>
<b>Donor: France</b>					
1	298	EUR	104,431.54	4,577.74	109,009.28
2	375	EUR	2,183,802.47	145,585.50	2,329,387.97
3	447	EUR	20,684,319.61	321,169.68	21,005,489.29
4	502	EUR	5,082,692.33	328,897.45	5,411,589.78
5	503	EUR	5,802,439.50	69,364.00	5,871,803.50
6	545	EUR	7,235,031.88	560,742.86	7,795,774.74
7	897	EUR	742,953.22	82,572.00	825,525.22
<b>Total of EUR</b>			<b>41,835,670.55</b>	<b>1,512,909.23</b>	<b>43,348,579.78</b>
<b>Donor: India</b>					
1	00001984	USD	12,903,225.80	10,726,604.93	23,629,830.73
2	00000903	USD	0.00	0.00	0.00
<b>Total of USD</b>			<b>12,903,225.80</b>	<b>10,726,604.93</b>	<b>23,629,830.73</b>
<b>Donor: Japan</b>					
1	4	JPY	16,453,002,382.00	914,052,000.00	17,367,054,382.00
2	5	JPY	1,924,466,628.00	128,294,000.00	2,052,760,628.00
3	6	JPY	1,142,598,827.00	120,270,000.00	1,262,868,827.00
4	7	JPY	6,042,400,504.00	652,150,000.00	6,694,550,504.00
5	8	JPY	44,216,000.00	33,724,000.00	77,940,000.00

Government of Nepal  
Ministry of Finance  
**Financial Comptroller General Office**  
**Debt Section**  
Anamnagar, Kathmandu, Nepal

**Cumulative payment of external debt**

As on 2073/03/31 (2016-Jul-15)

Fiscal Year: 2072/73      Month: Aashadh

SN	Loan ID	Commitment Currency	Opening Stock of payment	Payment This Year	Total payment upto this year
<b>Donor: Japan</b>					
6	8A	JPY	90,168,000.00	20,032,000.00	110,200,000.00
<b>Total of JPY</b>			<b>25,696,852,341.00</b>	<b>1,868,522,000.00</b>	<b>27,565,374,341.00</b>
<b>Donor: Korea</b>					
1	1	KRW	4,649,649,240.00	619,950,000.00	5,269,599,240.00
2	2	KRW	0.00	0.00	0.00
<b>Total of KRW</b>			<b>4,649,649,240.00</b>	<b>619,950,000.00</b>	<b>5,269,599,240.00</b>
<b>Donor: Kuwait</b>					
1	552	KUD	814,080.36	74,000.00	888,080.36
<b>Total of KUD</b>			<b>814,080.36</b>	<b>74,000.00</b>	<b>888,080.36</b>
<b>Donor: Russia</b>					
1	1	USD	2,323,270.50	1,163,469.70	3,486,740.20
<b>Total of USD</b>			<b>2,323,270.50</b>	<b>1,163,469.70</b>	<b>3,486,740.20</b>
<b>Donor: Saudi</b>					
1	465	SAR	9,375,000.00	3,750,000.00	13,125,000.00
<b>Total of SAR</b>			<b>9,375,000.00</b>	<b>3,750,000.00</b>	<b>13,125,000.00</b>



Government of Nepal  
Ministry of Finance  
**Financial Comptroller General Office**  
**Debt Section**  
Anamnagar, Kathmandu, Nepal  
**Cumulative interest payment of external debt**  
As on 2073/03/31 (2016-Jul-15)

Fiscal Year: 2072/73      Month: Aashadh

SN	Loan ID	Commitment Currency	Opening Stock of payment	Payment This Year	Total payment upto this year
<b>Donor:</b> ADB					
1	182	SDR	20,157.59		20,157.59
2	232	SDR	1,700.33	-154.96	1,545.37
3	233	SDR	78,611.18	-5,335.56	73,275.62
4	249	SDR	10,687.68	0.00	10,687.68
5	250	SDR	21,576.36	-1,339.70	20,236.66
6	274	SDR	32,908.25	0.00	32,908.25
7	284	SDR	475,108.11	0.00	475,108.11
8	295	SDR	45,681.68	0.00	45,681.68
9	309	SDR	37,462.51	1,127.48	38,589.99
10	310	SDR	70,361.67	784.61	71,146.28
11	315	SDR	77,666.00	2,288.60	79,954.60
12	334	SDR	26,604.27	1,351.41	27,955.68
13	387	SDR	290,813.81	14,905.34	305,719.15
14	388	SDR	147,720.70	8,189.42	155,910.12
15	445	SDR	173,410.06	23,373.13	196,783.19
16	447	SDR	252,592.91	27,085.83	279,678.74
17	462	SDR	199,257.24	17,423.22	216,680.46
18	489	SDR	400,212.98	31,888.79	432,101.77
19	490	SDR	162,234.19	22,986.95	185,221.14
20	512	SDR	136,820.48	16,893.43	153,713.91
21	533	SDR	188,178.96	23,932.78	212,111.74
22	560	SDR	351,541.56	31,507.16	383,048.72
23	596	SDR	168,005.55	19,380.12	187,385.67
24	599	SDR	103,363.26	10,258.58	113,621.84
25	633	SDR	595,800.44	7,642.43	603,442.87
26	651	SDR	3,433,296.67	44,696.73	3,477,993.40
27	655	SDR	2,531,441.73	30,149.41	2,561,591.14
28	659	SDR	808,000.51	9,141.91	817,142.42
29	669	SDR	3,625,198.20	42,732.70	3,667,930.90

Government of Nepal

Ministry of Finance

**Financial Comptroller General Office**

**Debt Section**

Anamnagar, Kathmandu, Nepal

**Cumulative interest payment of external debt**

As on 2073/03/31 (2016-Jul-15)

Fiscal Year: 2072/73 Month: Aashadh

SN	Loan ID	Commitment Currency	Opening Stock of payment	Payment This Year	Total payment upto this year
<b>Donor:</b> ADB					
30	670	SDR	3,549,966.56	42,615.48	3,592,582.04
31	694	SDR	974,202.19	12,747.26	986,949.45
32	708	SDR	4,950,760.38	72,445.51	5,023,205.89
33	719	SDR	1,475,625.63	20,105.02	1,495,730.65
34	721	SDR	1,132,659.78	19,733.08	1,152,392.86
35	744	SDR	790,158.20	14,362.70	804,520.90
36	745	SDR	922,245.65	20,677.59	942,923.24
37	748	SDR	1,664,688.73	44,259.81	1,708,948.54
38	749	SDR	1,279,847.68	18,015.31	1,297,862.99
39	783	SDR	2,064,792.07	33,278.03	2,098,070.10
40	792	SDR	656,567.07	16,323.18	672,890.25
41	806	SDR	4,443,986.68	90,541.66	4,534,528.34
42	831	SDR	4,780,874.61	85,595.36	4,866,469.97
43	859	SDR	259,211.21	9,292.65	268,503.86
44	867	SDR	924,465.45	28,467.27	952,932.72
45	923	SDR	3,280,079.17	86,830.06	3,366,909.23
46	924	SDR	10,817,327.40	225,503.13	11,042,830.53
47	936	SDR	493,368.30	14,926.99	508,295.29
48	949	SDR	1,555,967.72	42,167.26	1,598,134.98
49	964	SDR	551,428.12	21,691.37	573,119.49
50	974	SDR	1,276,802.02	49,148.66	1,325,950.68
51	982	SDR	5,881,334.78	237,051.83	6,118,386.61
52	987	SDR	1,502,562.57	44,452.60	1,547,015.17
53	1006	SDR	106,858.51	14,322.14	121,180.65
54	1011	SDR	5,132,039.45	234,556.03	5,366,595.48
55	1037	SDR	4,277,174.82	130,295.86	4,407,470.68
56	1040	SDR	4,052,553.79	103,024.11	4,155,577.90
57	1112	SDR	5,309,081.76	156,105.45	5,465,187.21
58	1113	SDR	1,464,299.61	86,411.70	1,550,711.31

Government of Nepal

Ministry of Finance

**Financial Comptroller General Office**

**Debt Section**

Anamnagar, Kathmandu, Nepal

**Cumulative interest payment of external debt**

As on 2073/03/31 (2016-Jul-15)

Fiscal Year: 2072/73 Month: Aashadh

SN	Loan ID	Commitment Currency	Opening Stock of payment	Payment This Year	Total payment upto this year
<b>Donor:</b> ADB					
59	1114	SDR	858,302.38	59,852.60	918,154.98
60	1141	SDR	1,231,500.09	71,489.42	1,302,989.51
61	1156	SDR	828,768.09	36,328.79	865,096.88
62	1165	SDR	2,206,988.24	103,335.25	2,310,323.49
63	1196	SDR	598,112.10	35,072.93	633,185.03
64	1229	SDR	2,920,545.58	119,349.70	3,039,895.28
65	1237	SDR	375,475.92	20,975.79	396,451.71
66	1240	SDR	695,810.16	41,297.75	737,107.91
67	1311	SDR	558,906.67	49,285.61	608,192.28
68	1377	SDR	3,317,489.05	214,677.14	3,532,166.19
69	1437	SDR	1,852,878.29	143,518.76	1,996,397.05
70	1450	SDR	814,702.05	68,490.55	883,192.60
71	1451	SDR	898,627.67	73,773.77	972,401.44
72	1452	SDR	12,980,873.79	924,408.73	13,905,282.52
73	1461	SDR	824,571.36	78,210.96	902,782.32
74	1464	SDR	1,713,311.29	130,606.69	1,843,917.98
75	1512	SDR	1,809,303.02	132,153.65	1,941,456.67
76	1604	SDR	5,569,580.52	339,819.64	5,909,400.16
77	1609	SDR	450,604.74	62,159.02	512,763.76
78	1640	SDR	427,755.25	30,811.04	458,566.29
79	1650	SDR	833,648.21	106,185.23	939,833.44
80	1732	SDR	1,879,038.08	237,759.37	2,116,797.45
81	1755	SDR	1,445,738.30	210,608.77	1,656,347.07
82	1778	SDR	574,685.08	74,341.00	649,026.08
83	1811	SDR	164,397.63	19,071.70	183,469.33
84	1820	SDR	0.00	0.00	0.00
85	1840	SDR	683,597.46	109,114.70	792,712.16
86	1861	SDR	1,722,340.71	131,948.82	1,854,289.53
87	1876	SDR	2,061,142.59	327,699.87	2,388,842.46

Government of Nepal

Ministry of Finance

**Financial Comptroller General Office**

**Debt Section**

Anamnagar, Kathmandu, Nepal

**Cumulative interest payment of external debt**

As on 2073/03/31 (2016-Jul-15)

Fiscal Year: 2072/73 Month: Aashadh

SN	Loan ID	Commitment Currency	Opening Stock of payment	Payment This Year	Total payment upto this year
<b>Donor: ADB</b>					
88	1917	SDR	1,354,484.18	250,038.48	1,604,522.66
89	1966	SDR	958,844.40	200,560.67	1,159,405.07
90	2002	SDR	1,673,505.45	148,117.26	1,821,622.71
91	2008	SDR	881,971.52	183,831.18	1,065,802.70
92	2058	SDR	275,012.57	40,760.38	315,772.95
93	2059	SDR	10,705.79	19,963.13	30,668.92
94	2071	SDR	812,785.10	158,484.55	971,269.65
95	2092	SDR	1,227,839.23	337,854.53	1,565,693.76
96	2097	SDR	651,415.18	140,863.30	792,278.48
97	2102	SDR	438,965.42	125,262.87	564,228.29
98	2111	SDR	399,052.50	127,900.34	526,952.84
99	2143	SDR	155,722.63	64,529.17	220,251.80
100	2268	SDR	2,428,126.81	533,100.70	2,961,227.51
101	2277	SDR	1,281,348.60	294,277.57	1,575,626.17
102	2551	SDR	569,958.52	161,218.30	731,176.82
103	2581	SDR	0.00		0.00
104	2587	SDR	0.00		0.00
105	2641	SDR	870,107.31	367,187.87	1,237,295.18
106	2650	SDR	0.00		0.00
107	2656	SDR	0.00		0.00
108	2685	SDR	0.00	39,855.63	39,855.63
109	2776	SDR	0.00		0.00
110	2796	SDR	0.00		0.00
111	2808	SDR	0.00		0.00
<b>Total of SDR</b>			<b>154,325,884.32</b>	<b>9,502,010.09</b>	<b>163,827,894.41</b>
<b>Donor: EEC</b>					
1	9	GBP	103,426.46	1,200.30	104,626.76
2	23	GBP	135,199.10	1,623.59	136,822.69
3	26	GBP	98,927.70	1,219.56	100,147.26

Government of Nepal

Ministry of Finance

**Financial Comptroller General Office**

**Debt Section**

Anamnagar, Kathmandu, Nepal

**Cumulative interest payment of external debt**

As on 2073/03/31 (2016-Jul-15)

Fiscal Year: 2072/73 Month: Aashadh

SN	Loan ID	Commitment Currency	Opening Stock of payment	Payment This Year	Total payment upto this year
<b>Donor: EEC</b>					
<b>Total of GBP</b>			<b>337,553.26</b>	<b>4,043.45</b>	<b>341,596.71</b>
1	9	EUR	328,877.92	4,305.92	333,183.84
2	23	EUR	437,837.30	5,833.73	443,671.03
3	26	EUR	329,212.29	4,369.27	333,581.56
<b>Total of EUR</b>			<b>1,095,927.51</b>	<b>14,508.92</b>	<b>1,110,436.43</b>
1	9	DKK	93,386.99	1,263.78	94,650.77
2	23	DKK	124,970.69	1,652.96	126,623.65
3	26	DKK	94,080.02	1,238.91	95,318.93
<b>Total of DKK</b>			<b>312,437.70</b>	<b>4,155.65</b>	<b>316,593.35</b>
<b>Donor: IDA</b>					
1	166	USD	397,912.64	1,503.24	399,415.88
2	223	USD	465,263.17	2,562.24	467,825.41
3	291	USD	670,119.09	4,856.88	674,975.97
4	373	USD	1,205,247.07	9,720.96	1,214,968.03
5	397	USD	993,898.65	9,590.64	1,003,489.29
6	470	USD	1,639,832.54	14,478.72	1,654,311.26
7	470.1	USD	605,404.99	5,337.52	610,742.51
8	505	USD	561,917.87	5,762.16	567,680.03
9	600	USD	5,013,049.59	59,962.50	5,073,012.09
10	600.1	USD	2,853,312.41	34,132.50	2,887,444.91
11	617	USD	1,484,567.84	18,450.00	1,503,017.84
12	654	USD	1,820,155.10	21,768.72	1,841,923.82
13	659	USD	567,843.86	7,222.38	575,066.24
14	704	USD	1,381,914.33	19,310.44	1,401,224.77
15	705	USD	637,976.71	8,795.10	646,771.81
16	730	USD	3,309,942.36	-83,538.51	3,226,403.85
17	772	USD	866,825.95	12,916.02	879,741.97
18	799	USD	2,642,493.35	41,596.86	2,684,090.21
19	812	USD	5,431,088.80	86,062.50	5,517,151.30

Government of Nepal

Ministry of Finance

**Financial Comptroller General Office**

**Debt Section**

Anamnagar, Kathmandu, Nepal

**Cumulative interest payment of external debt**

As on 2073/03/31 (2016-Jul-15)

Fiscal Year: 2072/73 Month: Aashadh

SN	Loan ID	Commitment Currency	Opening Stock of payment	Payment This Year	Total payment upto this year
<b>Donor: IDA</b>					
20	856	USD	2,535,424.37	40,162.50	2,575,586.87
21	939	USD	1,082,539.96	19,696.80	1,102,236.76
22	1008	USD	2,934,264.32	54,506.22	2,988,770.54
23	1055	USD	2,738,168.93	53,010.44	2,791,179.37
24	1059	USD	10,738,669.11	89,460.42	10,828,129.53
<b>Total of USD</b>			<b>52,577,833.01</b>	<b>537,327.25</b>	<b>53,115,160.26</b>
1	1062	SDR	631,872.62	11,495.36	643,367.98
2	1093	SDR	575,396.91	8,944.56	584,341.47
3	1100	SDR	2,176,902.84	36,319.83	2,213,222.67
4	1101	SDR	794,149.88	14,231.56	808,381.44
5	1191	SDR	1,127,996.52	22,029.55	1,150,026.07
6	1198	SDR	1,800,783.98	33,289.73	1,834,073.71
7	1260	SDR	1,288,187.40	20,889.35	1,309,076.75
8	1316	SDR	3,638,598.63	55,652.51	3,694,251.14
9	1339	SDR	887,705.82	16,371.65	904,077.47
10	1379	SDR	1,026,560.23	18,975.79	1,045,536.02
11	1400	SDR	965,050.93	13,854.94	978,905.87
12	1452	SDR	1,956,229.60	39,482.65	1,995,712.25
13	1463	SDR	1,392,347.83	26,144.97	1,418,492.80
14	1478	SDR	14,281,714.04	290,614.76	14,572,328.80
15	1515	SDR	7,305,981.32	159,218.74	7,465,200.06
16	1534	SDR	1,262,823.97	29,947.69	1,292,771.66
17	1535	SDR	1,264,718.21	26,300.54	1,291,018.75
18	1570	SDR	991,373.08	23,857.91	1,015,230.99
19	1588	SDR	3,143,447.07	80,062.51	3,223,509.58
20	1696	SDR	843,110.54	19,510.31	862,620.85
21	1715	SDR	2,092,902.31	61,033.89	2,153,936.20
22	1727	SDR	791,914.23	17,539.72	809,453.95
23	1769	SDR	7,761,381.71	199,244.31	7,960,626.02



Government of Nepal

Ministry of Finance

**Financial Comptroller General Office**

**Debt Section**

Anamnagar, Kathmandu, Nepal

**Cumulative interest payment of external debt**

As on 2073/03/31 (2016-Jul-15)

Fiscal Year: 2072/73 Month: Aashadh

SN	Loan ID	Commitment Currency	Opening Stock of payment	Payment This Year	Total payment upto this year
<b>Donor:</b> IDA					
24	1814	SDR	4,405,536.91	144,875.83	4,550,412.74
25	1902	SDR	1,518,758.40	41,344.45	1,560,102.85
26	1922	SDR	1,254,489.12	32,073.73	1,286,562.85
27	1924	SDR	4,101,406.10	109,092.73	4,210,498.83
28	1988	SDR	2,556,220.30	58,729.22	2,614,949.52
29	2028	SDR	900,712.69	24,212.45	924,925.14
30	2044	SDR	954,529.28	32,232.64	986,761.92
31	2046	SDR	7,403,012.46	169,553.36	7,572,565.82
32	2047	SDR	2,119,603.53	59,004.61	2,178,608.14
33	2144	SDR	4,553,503.04	144,942.36	4,698,445.40
34	2239	SDR	1,308,450.39	46,050.49	1,354,500.88
35	2347	SDR	4,809,348.47	178,767.48	4,988,115.95
36	2357	SDR	2,603,867.26	96,785.18	2,700,652.44
37	2364	SDR	4,026,035.92	158,431.74	4,184,467.66
38	2430	SDR	2,116,773.19	76,182.46	2,192,955.65
39	2560	SDR	1,264,436.70	64,565.13	1,329,001.83
40	2578	SDR	3,985,325.55	182,521.89	4,167,847.44
41	2600	SDR	1,882,252.16	86,501.67	1,968,753.83
42	2912	SDR	1,087,437.16	72,481.94	1,159,919.10
43	2977	SDR	1,290,625.04	84,751.25	1,375,376.29
44	3008	SDR	1,476,217.25	86,342.25	1,562,559.50
45	3009	SDR	4,810,831.70	321,335.56	5,132,167.26
46	3185	SDR	756,726.76	55,291.76	812,018.52
47	3215	SDR	315,725.10	22,609.13	338,334.23
48	3293	SDR	2,987,133.58	236,354.54	3,223,488.12
49	3581	SDR	936,813.44	83,223.35	1,020,036.79
50	3727	SDR	602,609.98	44,287.87	646,897.85
51	3766	SDR	1,268,535.34	173,180.98	1,441,716.32
52	3808	SDR	255,490.83	25,155.30	280,646.13

Government of Nepal

Ministry of Finance

**Financial Comptroller General Office**

**Debt Section**

Anamnagar, Kathmandu, Nepal

**Cumulative interest payment of external debt**

As on 2073/03/31 (2016-Jul-15)

Fiscal Year: 2072/73 Month: Aashadh

SN	Loan ID	Commitment Currency	Opening Stock of payment	Payment This Year	Total payment upto this year
<b>Donor:</b> IDA					
53	3830	SDR	3,956,608.89	363,522.65	4,320,131.54
54	3864	SDR	2,835,126.86	263,588.79	3,098,715.65
55	3911	SDR	978,481.78	127,184.88	1,105,666.66
56	3956	SDR	2,162,944.07	254,720.53	2,417,664.60
57	3980	SDR	342,742.22	50,944.08	393,686.30
58	4510	SDR	20,636.94	5,230.29	25,867.23
59	4515	SDR	239,186.06	62,220.53	301,406.59
60	4603	SDR	404.73	4,845.29	5,250.02
61	4637	SDR	666,432.89	202,443.82	868,876.71
62	4664	SDR	131,226.91	100,516.46	231,743.37
63	4652	SDR	783,039.30	347,616.99	1,130,656.29
64	4707	SDR	250,817.73	308,198.27	559,016.00
65	4750	SDR	297,123.85	81,473.79	378,597.64
66	4832	SDR	534,212.64	196,383.12	730,595.76
67	4902	SDR	99,446.50	144,638.27	244,084.77
68	4932	SDR	43,124.01	46,328.59	89,452.60
69	5138	SDR	163,520.67	154,178.96	317,699.63
70	5282	SDR	230,168.90	150,165.65	380,334.55
71	4905	SDR	19,116.49	19,319.25	38,435.74
72	5263	SDR	38,721.96	102,881.06	141,603.02
73	5273	SDR	34,609.70	47,306.40	81,916.10
74	4924	SDR	15,043.67	57,839.50	72,883.17
75	5246	SDR	4,451.49	11,228.46	15,679.95
76	4981	SDR	21,666.70	38,445.89	60,112.59
77	5446	SDR	0.00	26,262.79	26,262.79
78	5002	SDR	12,898.85	40,641.88	53,540.73
79	5137	SDR	1,788.15	22,480.04	24,268.19
80	5250	SDR		123,638.32	123,638.32
81	5344	SDR		49,540.10	49,540.10

Government of Nepal

Ministry of Finance

## Financial Comptroller General Office

### Debt Section

Anamnagar, Kathmandu, Nepal

### Cumulative interest payment of external debt

As on 2073/03/31 (2016-Jul-15)

Fiscal Year: 2072/73 Month: Aashadh

SN	Loan ID	Commitment Currency	Opening Stock of payment	Payment This Year	Total payment upto this year
<b>Donor: IDA</b>					
82	5586	SDR		11,495.89	11,495.89
83	5701	SDR		309,000.00	309,000.00
<b>Total of SDR</b>			<b>139,437,099.28</b>	<b>7,860,174.72</b>	<b>147,297,274.00</b>
<b>Donor: IFAD</b>					
1	10	USD	2,228,734.11	38,157.62	2,266,891.73
<b>Total of USD</b>			<b>2,228,734.11</b>	<b>38,157.62</b>	<b>2,266,891.73</b>
1	57	SDR	1,926,498.42	37,362.50	1,963,860.92
2	82	SDR	1,284,509.50	24,716.38	1,309,225.88
3	166	SDR	3,088,942.96	72,739.25	3,161,682.21
4	191	SDR	133,197.20	3,222.95	136,420.15
5	208	SDR	748,862.69	25,828.13	774,690.82
6	250	SDR	467,646.80	22,264.16	489,910.96
7	352	SDR	364,522.33	14,080.24	378,602.57
8	452	SDR	519,154.37	34,726.94	553,881.31
9	576	SDR	326,205.00	74,385.88	400,590.88
10	646A	SDR	4,990.00	4,831.82	9,821.82
11	646	SDR	266,787.61	52,284.37	319,071.98
12	796	SDR	24,333.57	16,905.84	41,239.41
13	881	SDR	14,781.89	13,751.77	28,533.66
<b>Total of SDR</b>			<b>9,170,432.34</b>	<b>397,100.23</b>	<b>9,567,532.57</b>
<b>Donor: NDF</b>					
1	37	EUR	702,298.65	24,786.09	727,084.74
2	76	EUR	782,065.42	30,625.39	812,690.81
3	129	EUR	666,489.93	31,707.90	698,197.83
4	223	EUR	202,228.88	10,575.17	212,804.05
5	265	EUR	260,895.24	54,485.16	315,380.40
<b>Total of EUR</b>			<b>2,613,978.12</b>	<b>152,179.71</b>	<b>2,766,157.83</b>
<b>Donor: OFID</b>					
1	698	USD	2,108,896.71		2,108,896.71

Government of Nepal

Ministry of Finance

## Financial Comptroller General Office

### Debt Section

Anamnagar, Kathmandu, Nepal

### Cumulative interest payment of external debt

As on 2073/03/31 (2016-Jul-15)

Fiscal Year: 2072/73 Month: Aashadh

SN	Loan ID	Commitment Currency	Opening Stock of payment	Payment This Year	Total payment upto this year
<b>Donor: OFID</b>					
2	825	USD	126,240.29	2,161.32	128,401.61
3	838	USD	1,481,298.82	105,061.17	1,586,359.99
4	1060	USD	187,849.48	60,489.03	248,338.51
5	1155	USD	595,656.52	133,485.07	729,141.59
6	1185	USD	442,078.13	144,485.74	586,563.87
7	1346	USD		27,290.91	27,290.91
8	1364	USD	11,988.06	13,177.45	25,165.51
9	1442	USD	97,573.31	121,433.67	219,006.98
<b>Total of USD</b>			<b>5,051,581.32</b>	<b>607,584.36</b>	<b>5,659,165.68</b>
<b>Donor: Austria</b>					
1	1	EUR	0.00	0.00	0.00
<b>Total of EUR</b>			<b>0.00</b>	<b>0.00</b>	<b>0.00</b>
<b>Donor: Belgium</b>					
1	1985	EUR	0.00	0.00	0.00
2	1986	EUR	0.00	0.00	0.00
3	1994	EUR	0.00	0.00	0.00
4	1999	EUR	103,535.00	0.00	103,535.00
5	2000	EUR	0.00	0.00	0.00
6	2001	EUR	0.00	0.00	0.00
7	2003	EUR	0.00	0.00	0.00
<b>Total of EUR</b>			<b>103,535.00</b>	<b>0.00</b>	<b>103,535.00</b>
<b>Donor: China</b>					
1	359	RMB	22,830,264.02	7,825,693.31	30,655,957.33
2	383	RMB	3,358,771.21	1,226,683.30	4,585,454.51
3	494	RMB	1,209,576.39	2,179,935.99	3,389,512.38
<b>Total of RMB</b>			<b>27,398,611.62</b>	<b>11,232,312.60</b>	<b>38,630,924.22</b>
<b>Donor: France</b>					
1	298	EUR	395,656.58	85.83	395,742.41
2	375	EUR	1,337,138.97	10,008.99	1,347,147.96

Government of Nepal

Ministry of Finance

## Financial Comptroller General Office

### Debt Section

Anamnagar, Kathmandu, Nepal

### Cumulative interest payment of external debt

As on 2073/03/31 (2016-Jul-15)

Fiscal Year: 2072/73 Month: Aashadh

SN	Loan ID	Commitment Currency	Opening Stock of payment	Payment This Year	Total payment upto this year
<b>Donor: France</b>					
3	447	EUR	11,002,789.51	6,450.88	11,009,240.39
4	502	EUR	2,905,070.25	13,417.16	2,918,487.41
5	503	EUR	3,104,965.75	3,771.89	3,108,737.64
6	545	EUR	2,059,963.57	38,397.41	2,098,360.98
7	897	EUR	249,263.27	12,182.42	261,445.69
<b>Total of EUR</b>			<b>21,054,847.90</b>	<b>84,314.58</b>	<b>21,139,162.48</b>
<b>Donor: India</b>					
1	00001984	USD	4,620,258.12	1,085,222.78	5,705,480.90
2	00000903	USD	10,980.28	108,601.56	119,581.84
<b>Total of USD</b>			<b>4,631,238.40</b>	<b>1,193,824.34</b>	<b>5,825,062.74</b>
<b>Donor: Japan</b>					
1	4	JPY	3,665,852,943.05	25,778,144.00	3,691,631,087.05
2	5	JPY	280,300,453.00	6,753,887.00	287,054,340.00
3	6	JPY	273,449,880.00	12,966,093.00	286,415,973.00
4	7	JPY	1,092,584,947.00	73,567,879.00	1,166,152,826.00
5	8	JPY	0.00	0.00	0.00
6	8A	JPY	0.00	0.00	0.00
<b>Total of JPY</b>			<b>5,312,188,223.05</b>	<b>119,066,003.00</b>	<b>5,431,254,226.05</b>
<b>Donor: Korea</b>					
1	1	KRW	1,685,744,965.45	76,160,430.00	1,761,905,395.45
2	2	KRW	1,175,737,030.00	282,699,780.00	1,458,436,810.00
<b>Total of KRW</b>			<b>2,861,481,995.45</b>	<b>358,860,210.00</b>	<b>3,220,342,205.45</b>
<b>Donor: Kuwait</b>					
1	552	KUD	259,868.41	16,742.94	276,611.35
<b>Total of KUD</b>			<b>259,868.41</b>	<b>16,742.94</b>	<b>276,611.35</b>
<b>Donor: Russia</b>					
1	1	USD	638,667.75	0.00	638,667.75
<b>Total of USD</b>			<b>638,667.75</b>	<b>0.00</b>	<b>638,667.75</b>
<b>Donor: Saudi</b>					

Government of Nepal  
Ministry of Finance  
**Financial Comptroller General Office**  
**Debt Section**  
Anamnagar, Kathmandu, Nepal  
**Cumulative interest payment of external debt**  
As on 2073/03/31 (2016-Jul-15)

Fiscal Year: 2072/73      Month: Aashadh

SN	Loan ID	Commitment Currency	Opening Stock of payment	Payment This Year	Total payment upto this year
<b>Donor:</b> Saudi					
1	465	SAR	2,735,379.52	469,960.03	3,205,339.55
<b>Total of SAR</b>			<b>2,735,379.52</b>	<b>469,960.03</b>	<b>3,205,339.55</b>



Government of Nepal  
Ministry of Finance  
Financial Comptroller General Office  
Debt Management Section  
**Summary of Domestic Borrowing (Loan Typewise)**

Fiscal Year: 2072/73

S.N.	LoanSubTypeDescEN	Opening Loan Balance	New loan issue in current fiscal year	Total Loan	Amount paid during current fiscal year			Adjustment*	Outstanding Domestic Borrowings
					Interest	Principal	Total Expenditure		
1	Rastriya Bachat Patra	16,586,480,000.00		16,586,480,000.00	1,582,768,850.00	15,680,000,000.00	17,262,768,850.00	0	906,480,000.00
	<i>Total of Rastriya Bachat Patra</i>	<i>16,586,480,000.00</i>	<i>0.00</i>	<i>16,586,480,000.00</i>	<i>1,582,768,850.00</i>	<i>15,680,000,000.00</i>	<i>17,262,768,850.00</i>	<i>0.00</i>	<i>906,480,000.00</i>
2	Nagarik Bachat Patra	3,056,176,000.00	5,000,000,000.00	8,056,176,000.00	250,783,802.56	250,000,000.00	500,783,802.56	0	7,806,176,000.00
	<i>Total of Nagarik Bachat Patra</i>	<i>3,056,176,000.00</i>	<i>5,000,000,000.00</i>	<i>8,056,176,000.00</i>	<i>250,783,802.56</i>	<i>250,000,000.00</i>	<i>500,783,802.56</i>	<i>0.00</i>	<i>7,806,176,000.00</i>
3	Development Bond	57,070,000,000.00	62,000,000,000.00	119,070,000,000.00	2,499,000,000.00	10,170,000,000.00	12,669,000,000.00	0	108,900,000,000.00
	<i>Total of Development Bond</i>	<i>57,070,000,000.00</i>	<i>62,000,000,000.00</i>	<i>119,070,000,000.00</i>	<i>2,499,000,000.00</i>	<i>10,170,000,000.00</i>	<i>12,669,000,000.00</i>	<i>0.00</i>	<i>108,900,000,000.00</i>
4	Special Loan (RBB Building)	0.00		0.00			0.00	0	0.00
5	Special Loan (Duty)	0.00		0.00			0.00	0	0.00
	<i>Total of Special Loan</i>	<i>0.00</i>	<i>0.00</i>	<i>0.00</i>	<i>0.00</i>	<i>0.00</i>	<i>0.00</i>	<i>0.00</i>	<i>0.00</i>
6	Foreign Employment Bond	215,025,000.00	274,515,000.00	489,540,000.00	21,192,105.00	3,380,000.00	24,572,105.00	0	486,160,000.00
	<i>Total of Foreign Employment Bond</i>	<i>215,025,000.00</i>	<i>274,515,000.00</i>	<i>489,540,000.00</i>	<i>21,192,105.00</i>	<i>3,380,000.00</i>	<i>24,572,105.00</i>	<i>0.00</i>	<i>486,160,000.00</i>
7	IMF Value Adjustment	4,871,051,042.58		4,871,051,042.58			0.00	0	4,871,051,042.58
	<i>Total of IMF Value Adjustment</i>	<i>4,871,051,042.58</i>	<i>0.00</i>	<i>4,871,051,042.58</i>	<i>0.00</i>	<i>0.00</i>	<i>0.00</i>	<i>0.00</i>	<i>4,871,051,042.58</i>
8	Treasury Bills-364 days interest based	21,468,932,474.25	0.00	21,468,932,474.25	163,421,513.99	5,449,000,000.00	5,612,421,513.99	0	16,019,932,474.25
9	Treasury Bills-364 days discount based	45,111,800,000.00	4,500,000,000.00	49,611,800,000.00	348,391,341.08	6,641,629,765.01	6,990,021,106.09	-58370234.99	42,911,800,000.00
10	Treasury Bills-182 days discount based	12,659,175,000.00	5,000,000,000.00	17,659,175,000.00	119,840,169.82	3,140,937,340.00	3,260,777,509.82	-9062660	14,509,175,000.00
11	Treasury Bills-91 days discount based	40,618,200,000.00	11,000,000,000.00	51,618,200,000.00	306,846,785.23	9,000,000,000.00	9,306,846,785.23	0	42,618,200,000.00
12	Treasury Bills-28 days discount based	0.00	0.00	0.00	0.00	0.00	0.00	0	0.00
	<i>Total of Treasury Bills</i>	<i>119,858,107,474.25</i>	<i>20,500,000,000.00</i>	<i>140,358,107,474.25</i>	<i>938,499,810.12</i>	<i>24,231,567,105.01</i>	<i>25,170,066,915.13</i>	<i>-67,432,894.99</i>	<i>116,059,107,474.25</i>
13	National Loan Commission	0.00		0.00	69,916,052.51		69,916,052.51	0	0.00
	<i>Total of National Loan Commission</i>	<i>0.00</i>	<i>0.00</i>	<i>0.00</i>	<i>69,916,052.51</i>	<i>0.00</i>	<i>69,916,052.51</i>	<i>0.00</i>	<i>0.00</i>
	<i>Grand Total</i>	<i>201,656,839,516.83</i>	<i>87,774,515,000.00</i>	<i>289,431,354,516.83</i>	<i>5,362,160,620.19</i>	<i>50,334,947,105.01</i>	<i>55,697,107,725.20</i>	<i>-67,432,894.99</i>	<i>239,028,974,516.83</i>

\*For principal adjustment of Treasury Bills when principal is repaid.

Government of Nepal  
Ministry of Finance  
Financial Comptroller General Office  
Debt Management Section  
**Financial Statement of Domestic Borrowing (Loanwise)**

Fiscal Year: 2072/73

***Treasury Bills***

S.N.	LoanCode	Date Of Issue	Date Of Payment	Interest Rate %	Opening loan balance	New loan issue in current Fiscal Year	Total Loan	Discount/ Interest	Adjustment	Payment during current fiscal year			Outstanding loan upto the end of current Fiscal Year
										Interest	Principal	Total	
1	Treasury Bills-364 days interest based												
	1220ka	2071/05/24	2072/05/22	0.7612	3,785,148,426.09		3,785,148,426.09	28,812,549.82	0.00	28,812,549.82		28,812,549.82	3,785,148,426.09
	1272ka	2072/05/22	2073/05/21	0.7792	3,785,148,426.09		3,785,148,426.09	29,493,876.54	0.00			0.00	3,785,148,426.09
	Sub-total				3,785,148,426.09	0.00	3,785,148,426.09	58,306,426.36	0.00	28,812,549.82	0.00	28,812,549.82	3,785,148,426.09
2	1221kha	2071/05/31	2072/05/29	0.7612	5,449,000,000.00		5,449,000,000.00	82,955,576.00	0.00	41,477,788.00	5,449,000,000.00	5,490,477,788.00	0.00
	Sub-total				5,449,000,000.00	0.00	5,449,000,000.00	82,955,576.00	0.00	41,477,788.00	5,449,000,000.00	5,490,477,788.00	0.00
3	1245ka	2071/11/19	2072/11/18	0.7612	2,224,057,338.61		2,224,057,338.61	16,929,524.46	0.00	16,929,524.46		16,929,524.46	2,224,057,338.61
	Sub-total				2,224,057,338.61	0.00	2,224,057,338.61	16,929,524.46	0.00	16,929,524.46	0.00	16,929,524.46	2,224,057,338.61
4	1253ka	2072/01/15	2073/01/14	0.7612	2,552,994.60		2,552,994.60	19,433.39	0.00	19,433.39		19,433.39	2,552,994.60
	Sub-total				2,552,994.60	0.00	2,552,994.60	19,433.39	0.00	19,433.39	0.00	19,433.39	2,552,994.60
5	1226ka	2071/07/04	2072/07/03	0.7612	8,835,795,124.95		8,835,795,124.95	67,258,072.49	0.00	67,258,072.49		67,258,072.49	8,835,795,124.95
	1278ka	2072/07/03	2073/07/02	0.7792	8,835,795,124.95		8,835,795,124.95	68,848,515.61	0.00			0.00	8,835,795,124.95
	Sub-total				8,835,795,124.95	0.00	8,835,795,124.95	136,106,588.10	0.00	67,258,072.49	0.00	67,258,072.49	8,835,795,124.95
6	1227kha	2071/07/11	2072/07/10	0.7612	1,172,378,590.00		1,172,378,590.00	8,924,145.83	0.00	8,924,145.83		8,924,145.83	1,172,378,590.00
	1279kha	2072/07/10	2073/07/09	0.7792	1,172,378,590.00		1,172,378,590.00	9,135,173.97	0.00			0.00	1,172,378,590.00
	Sub-total				1,172,378,590.00	0.00	1,172,378,590.00	18,059,319.80	0.00	8,924,145.83	0.00	8,924,145.83	1,172,378,590.00
Total of Treasury Bills-364 days interest based					21,468,932,474.25	0.00	21,468,932,474.25	312,376,868.12	0.00	163,421,513.99	5,449,000,000.00	5,612,421,513.99	16,019,932,474.25
7	Treasury Bills-364 days discount based												
	1221ka	2071/05/31	2072/05/29	0	875,000,000.00		875,000,000.00	4,999,185.00	0.00	4,999,185.00		4,999,185.00	875,000,000.00
	1273ka	2072/05/29	2073/05/28	0	875,000,000.00		875,000,000.00	22,872,350.00	0.00			0.00	875,000,000.00
	Sub-total				875,000,000.00	0.00	875,000,000.00	27,871,535.00	0.00	4,999,185.00	0.00	4,999,185.00	875,000,000.00

Government of Nepal  
Ministry of Finance  
Financial Comptroller General Office  
Debt Management Section

**Financial Statement of Domestic Borrowing (Loanwise)**

Fiscal Year: 2072/73

***Treasury Bills***

S.N.	LoanCode	Date Of Issue	Date Of Payment	Interest Rate %	Opening loan balance	New loan issue in current Fiscal Year	Total Loan	Discount/ Interest	Adjustment	Payment during current fiscal year			Outstanding loan upto the end of current Fiscal Year
										Interest	Principal	Total	
8	Treasury Bills-364 days discount based												
	1222ka	2071/06/05	2072/06/05	0	1,185,000,000.00		1,185,000,000.00	0.00	0.00	8,713,194.99		8,713,194.99	1,185,000,000.00
	1274ka	2072/06/05	2073/06/04	0	1,185,000,000.00		1,185,000,000.00	23,791,915.00	0.00			0.00	1,185,000,000.00
	Sub-total				1,185,000,000.00	0.00	1,185,000,000.00	23,791,915.00	0.00	8,713,194.99	0.00	8,713,194.99	1,185,000,000.00
9	1223ka	2071/06/14	2072/06/12	0	400,000,000.00		400,000,000.00	5,944,160.00	0.00	5,944,160.00		5,944,160.00	400,000,000.00
	1275ka	2072/06/12	2073/06/11	0	400,000,000.00		400,000,000.00	6,894,980.00	0.00			0.00	400,000,000.00
	Sub-total				400,000,000.00	0.00	400,000,000.00	12,839,140.00	0.00	5,944,160.00	0.00	5,944,160.00	400,000,000.00
10	1227ka	2071/07/11	2072/07/10	0	1,000,000,000.00		1,000,000,000.00	9,514,310.00	0.00	9,514,310.00		9,514,310.00	1,000,000,000.00
	1279ka	2072/07/10	2073/07/09	0	1,000,000,000.00		1,000,000,000.00	9,652,350.00	0.00			0.00	1,000,000,000.00
	Sub-total				1,000,000,000.00	0.00	1,000,000,000.00	19,166,660.00	0.00	9,514,310.00	0.00	9,514,310.00	1,000,000,000.00
11	1228ka	2071/07/18	2072/07/17	0	500,000,000.00		500,000,000.00	4,266,780.00	0.00	4,266,780.00		4,266,780.00	500,000,000.00
	1280ka	2072/07/17	2073/07/16	0	500,000,000.00		500,000,000.00	4,620,830.00	0.00			0.00	500,000,000.00
	Sub-total				500,000,000.00	0.00	500,000,000.00	8,887,610.00	0.00	4,266,780.00	0.00	4,266,780.00	500,000,000.00
12	1229ka	2071/07/25	2072/07/24	0	400,000,000.00		400,000,000.00	2,651,200.00	0.00	2,651,200.00		2,651,200.00	400,000,000.00
	1281ka	2072/07/24	2073/07/23	0	400,000,000.00		400,000,000.00	4,028,910.00	0.00			0.00	400,000,000.00
	Sub-total				400,000,000.00	0.00	400,000,000.00	6,680,110.00	0.00	2,651,200.00	0.00	2,651,200.00	400,000,000.00
13	1230ka	2071/08/02	2072/08/01	0	2,000,000,000.00		2,000,000,000.00	11,665,280.00	0.00	11,665,280.00		11,665,280.00	2,000,000,000.00
	1282ka	2072/08/02	2073/07/30	0	2,000,000,000.00		2,000,000,000.00	19,435,390.00	0.00			0.00	2,000,000,000.00
	Sub-total				2,000,000,000.00	0.00	2,000,000,000.00	31,100,670.00	0.00	11,665,280.00	0.00	11,665,280.00	2,000,000,000.00

Government of Nepal  
Ministry of Finance  
Financial Comptroller General Office  
Debt Management Section

## Financial Statement of Domestic Borrowing (Loanwise)

Fiscal Year: 2072/73

### *Treasury Bills*

S.N.	LoanCode	Date Of Issue	Date Of Payment	Interest Rate %	Opening loan balance	New loan issue in current Fiscal Year	Total Loan	Discount/ Interest	Adjustment	Payment during current fiscal year			Outstanding loan upto the end of current Fiscal Year
										Interest	Principal	Total	
	Treasury Bills-364 days discount based												
14	1232ka	2071/08/16	2072/08/15	0	110,000,000.00		110,000,000.00	507,180.00	0.00	507,180.00		507,180.00	110,000,000.00
	1284ka	2072/08/15	2073/08/14	0	110,000,000.00		110,000,000.00	1,321,507.50	0.00			0.00	110,000,000.00
	Sub-total				110,000,000.00	0.00	110,000,000.00	1,828,687.50	0.00	507,180.00	0.00	507,180.00	110,000,000.00
15	1234ka	2071/09/01	2072/08/29	0	1,500,000,000.00		1,500,000,000.00	6,773,600.00	0.00	6,773,600.00		6,773,600.00	1,500,000,000.00
	1286ka	2072/08/29	2073/08/28	0	1,500,000,000.00		1,500,000,000.00	13,475,170.01	0.00			0.00	1,500,000,000.00
	Sub-total				1,500,000,000.00	0.00	1,500,000,000.00	20,248,770.01	0.00	6,773,600.00	0.00	6,773,600.00	1,500,000,000.00
16	1235ka	2071/09/08	2072/09/07	0	1,625,000,000.00		1,625,000,000.00	6,314,790.00	0.00	6,314,790.00		6,314,790.00	1,625,000,000.00
	1287ka	2072/09/07	2073/09/05	0	1,625,000,000.00		1,625,000,000.00	14,781,985.00	0.00			0.00	1,625,000,000.00
	Sub-total				1,625,000,000.00	0.00	1,625,000,000.00	21,096,775.00	0.00	6,314,790.00	0.00	6,314,790.00	1,625,000,000.00
17	1236ka	2071/09/16	2072/09/14	0	1,450,000,000.00		1,450,000,000.00	4,497,400.00	0.00	4,497,400.00		4,497,400.00	1,450,000,000.00
	1288ka	2072/09/14	2073/09/12	0	1,450,000,000.00		1,450,000,000.00	13,919,960.00	0.00			0.00	1,450,000,000.00
	Sub-total				1,450,000,000.00	0.00	1,450,000,000.00	18,417,360.00	0.00	4,497,400.00	0.00	4,497,400.00	1,450,000,000.00
18	1246ka	2071/11/26	2072/11/25	0	700,000,000.00		700,000,000.00	15,735,780.00	-7,867,890.00	7,867,890.00	692,132,110.00	700,000,000.00	0.00
	Sub-total				700,000,000.00	0.00	700,000,000.00	15,735,780.00	-7,867,890.00	7,867,890.00	692,132,110.00	700,000,000.00	0.00
19	1195ka	2070/12/04	2071/12/03	0	1,000,000,000.00		1,000,000,000.00	6,867,590.00	0.00			0.00	1,000,000,000.00
	1247ka	2071/12/03	2072/12/02	0	1,000,000,000.00		1,000,000,000.00	21,999,358.18	-10,999,679.99	10,999,679.99	989,000,320.01	1,000,000,000.00	0.00
	Sub-total				1,000,000,000.00	0.00	1,000,000,000.00	28,866,948.18	-10,999,679.99	10,999,679.99	989,000,320.01	1,000,000,000.00	0.00
20	1248ka	2071/12/10	2072/12/09	0	1,800,000,000.00		1,800,000,000.00	20,838,260.00	0.00	20,838,260.00		20,838,260.00	1,800,000,000.00
	1300ka	2072/12/10	2073/12/08	0	1,800,000,000.00		1,800,000,000.00	23,246,750.00	0.00			0.00	1,800,000,000.00
	Sub-total				1,800,000,000.00	0.00	1,800,000,000.00	44,085,010.00	0.00	20,838,260.00	0.00	20,838,260.00	1,800,000,000.00

Government of Nepal  
Ministry of Finance  
Financial Comptroller General Office  
Debt Management Section

**Financial Statement of Domestic Borrowing (Loanwise)**

Fiscal Year: 2072/73

***Treasury Bills***

S.N.	LoanCode	Date Of Issue	Date Of Payment	Interest Rate %	Opening loan balance	New loan issue in current Fiscal Year	Total Loan	Discount/ Interest	Adjustment	Payment during current fiscal year			Outstanding loan upto the end of current Fiscal Year
										Interest	Principal	Total	
21	Treasury Bills-364 days discount based												
	1249ka	2071/12/17	2072/12/16	0	1,962,500,000.00		1,962,500,000.00	23,179,525.00	0.00	23,179,525.00		23,179,525.00	1,962,500,000.00
	1301ka	2072/12/16	2073/12/15	0	1,962,500,000.00		1,962,500,000.00	24,526,692.50	0.00			0.00	1,962,500,000.00
	Sub-total				1,962,500,000.00	0.00	1,962,500,000.00	47,706,217.50	0.00	23,179,525.00	0.00	23,179,525.00	1,962,500,000.00
22	1250ka	2071/12/24	2072/12/23	0	360,000,000.00		360,000,000.00	3,844,830.00	0.00	3,844,830.00		3,844,830.00	360,000,000.00
	1302ka	2072/12/23	2073/12/22	0	360,000,000.00		360,000,000.00	4,697,845.00	0.00			0.00	360,000,000.00
	Sub-total				360,000,000.00	0.00	360,000,000.00	8,542,675.00	0.00	3,844,830.00	0.00	3,844,830.00	360,000,000.00
23	1255ka	2072/01/29	2073/01/28	0	1,290,000,000.00		1,290,000,000.00	12,552,530.00	0.00	12,552,530.00		12,552,530.00	1,290,000,000.00
	1307ka	2073/01/28	2074/01/26	0	1,290,000,000.00		1,290,000,000.00	7,714,340.00	0.00			0.00	1,290,000,000.00
	Sub-total				1,290,000,000.00	0.00	1,290,000,000.00	20,266,870.00	0.00	12,552,530.00	0.00	12,552,530.00	1,290,000,000.00
24	1208ka	2071/03/03	2072/03/01	0	3,300,000,000.00		3,300,000,000.00	23,945,139.99	0.00			0.00	3,300,000,000.00
	1260ka	2072/03/01	2073/02/32	0	3,300,000,000.00		3,300,000,000.00	26,478,290.00	0.00	26,478,290.00		26,478,290.00	3,300,000,000.00
	1312ka	2073/02/32	2074/02/30	0	3,300,000,000.00		3,300,000,000.00	22,082,710.00	0.00			0.00	3,300,000,000.00
	Sub-total				3,300,000,000.00	0.00	3,300,000,000.00	72,506,139.99	0.00	26,478,290.00	0.00	26,478,290.00	3,300,000,000.00
25	1209ka	2071/03/10	2072/03/08	0	3,736,700,000.00		3,736,700,000.00	28,494,894.40	0.00			0.00	3,736,700,000.00
	1261ka	2072/03/08	2073/03/07	0	3,736,700,000.00		3,736,700,000.00	31,074,056.70	0.00	31,074,056.70		31,074,056.70	3,736,700,000.00
	Sub-total				3,736,700,000.00	0.00	3,736,700,000.00	59,568,951.10	0.00	31,074,056.70	0.00	31,074,056.70	3,736,700,000.00
26	1210ka	2071/03/17	2072/03/15	0	12,917,600,000.00		12,917,600,000.00	100,427,870.30	0.00			0.00	12,917,600,000.00
	1262ka	2072/03/15	2073/03/14	0	12,917,600,000.00		12,917,600,000.00	98,252,244.40	0.00	98,252,244.40		98,252,244.40	12,917,600,000.00
	Sub-total				12,917,600,000.00	0.00	12,917,600,000.00	198,680,114.70	0.00	98,252,244.40	0.00	98,252,244.40	12,917,600,000.00

Government of Nepal  
Ministry of Finance  
Financial Comptroller General Office  
Debt Management Section

## Financial Statement of Domestic Borrowing (Loanwise)

Fiscal Year: 2072/73

### *Treasury Bills*

S.N.	LoanCode	Date Of Issue	Date Of Payment	Interest Rate %	Opening loan balance	New loan issue in current Fiscal Year	Total Loan	Discount/ Interest	Adjustment	Payment during current fiscal year			Outstanding loan upto the end of current Fiscal Year
										Interest	Principal	Total	
27	Treasury Bills-364 days discount based												
	1237ka	2071/09/22	2072/09/21	0	1,000,000,000.00		1,000,000,000.00	2,894,070.00	0.00	2,894,070.00		2,894,070.00	1,000,000,000.00
	1289ka	2072/09/21	2073/09/19	0	1,000,000,000.00		1,000,000,000.00	9,381,780.00	0.00			0.00	1,000,000,000.00
	Sub-total				1,000,000,000.00	0.00	1,000,000,000.00	12,275,850.00	0.00	2,894,070.00	0.00	2,894,070.00	1,000,000,000.00
28	1211ka	2071/03/24	2072/03/22	0	4,000,000,000.00		4,000,000,000.00	18,307,600.00	0.00			0.00	4,000,000,000.00
	1263ka	2072/03/22	2073/03/21	0	4,000,000,000.00		4,000,000,000.00	48,709,000.00	-24,354,500.00	24,354,500.00	3,975,645,500.00	4,000,000,000.00	0.00
	Sub-total				4,000,000,000.00	0.00	4,000,000,000.00	67,016,600.00	-24,354,500.00	24,354,500.00	3,975,645,500.00	4,000,000,000.00	0.00
29	1219ka	2071/05/18	2072/05/15	0	1,000,000,000.00		1,000,000,000.00	5,060,220.00	0.00	5,060,220.00		5,060,220.00	1,000,000,000.00
	1271ka	2072/05/15	2073/05/14	0	1,000,000,000.00		1,000,000,000.00	32,402,080.00	0.00			0.00	1,000,000,000.00
	Sub-total				1,000,000,000.00	0.00	1,000,000,000.00	37,462,300.00	0.00	5,060,220.00	0.00	5,060,220.00	1,000,000,000.00
30	1243ka	2071/11/06	2072/11/04	0	1,000,000,000.00		1,000,000,000.00	30,296,330.00	-15,148,165.00	15,148,165.00	984,851,835.00	1,000,000,000.00	0.00
	Sub-total				1,000,000,000.00	0.00	1,000,000,000.00	30,296,330.00	-15,148,165.00	15,148,165.00	984,851,835.00	1,000,000,000.00	0.00
31	1298ka	2072/11/27	2073/11/24	0	0.00	4,500,000,000.00	4,500,000,000.00	58,866,270.00	0.00			0.00	4,500,000,000.00
	Sub-total				0.00	4,500,000,000.00	4,500,000,000.00	58,866,270.00	0.00	0.00	0.00	0.00	4,500,000,000.00
Total of Treasury Bills-364 days discount based					45,111,800,000.00	4,500,000,000.00	49,611,800,000.00	893,805,288.98	-58,370,234.99	348,391,341.08	6,641,629,765.01	6,990,021,106.09	42,911,800,000.00
Total of 364 days treasury bills					66,580,732,474.25	4,500,000,000.00	71,080,732,474.25	1,206,182,157.10	-58,370,234.99	511,812,855.07	12,090,629,765.01	12,602,442,620.08	58,931,732,474.25
32	Treasury Bills-182 days discount based												
	197ka	2071/11/26	2072/05/22	0	525,000,000.00		525,000,000.00	2,453,535.00	0.00	2,453,535.00		2,453,535.00	525,000,000.00
	206ka	2072/05/22	2072/11/25	0	525,000,000.00		525,000,000.00	7,166,850.00	0.00	7,166,850.00		7,166,850.00	525,000,000.00
	214ka	2072/11/27	2073/05/21	0	525,000,000.00	5,000,000,000.00	5,525,000,000.00	30,099,267.50	0.00			0.00	5,525,000,000.00
	Sub-total				525,000,000.00	5,000,000,000.00	5,525,000,000.00	39,719,652.50	0.00	9,620,385.00	0.00	9,620,385.00	5,525,000,000.00



Government of Nepal  
Ministry of Finance  
Financial Comptroller General Office  
Debt Management Section

**Financial Statement of Domestic Borrowing (Loanwise)**

Fiscal Year: 2072/73

***Treasury Bills***

S.N.	LoanCode	Date Of Issue	Date Of Payment	Interest Rate %	Opening loan balance	New loan issue in current Fiscal Year	Total Loan	Discount/ Interest	Adjustment	Payment during current fiscal year			Outstanding loan upto the end of current Fiscal Year
										Interest	Principal	Total	
33	Treasury Bills-182 days discount based												
	198ka	2071/12/03	2072/05/29	0	500,000,000.00		500,000,000.00	2,147,620.00	0.00	2,147,620.00		2,147,620.00	500,000,000.00
	207ka	2072/05/29	2072/12/02	0	500,000,000.00		500,000,000.00	5,617,580.00	0.00	5,617,580.00		5,617,580.00	500,000,000.00
	215ka	2072/12/02	2073/05/28	0	500,000,000.00		500,000,000.00	2,878,100.00	0.00			0.00	500,000,000.00
	Sub-total				500,000,000.00	0.00	500,000,000.00	10,643,300.00	0.00	7,765,200.00	0.00	7,765,200.00	500,000,000.00
34	199ka	2071/12/10	2072/06/05	0	500,000,000.00		500,000,000.00	2,147,850.00	0.00	2,174,850.00		2,174,850.00	500,000,000.00
	208ka	2072/06/05	2072/12/09	0	500,000,000.00		500,000,000.00	4,267,750.00	0.00	4,267,750.00		4,267,750.00	500,000,000.00
	216ka	2072/12/09	2073/06/04	0	500,000,000.00		500,000,000.00	2,753,560.00	0.00			0.00	500,000,000.00
		Sub-total				500,000,000.00	0.00	500,000,000.00	9,169,160.00	0.00	6,442,600.00	0.00	6,442,600.00
35	200ka	2071/12/17	2072/06/12	0	300,000,000.00		300,000,000.00	1,334,940.00	0.00	1,334,940.00		1,334,940.00	300,000,000.00
	209ka	2072/06/12	2072/12/16	0	300,000,000.00		300,000,000.00	1,974,310.00	0.00	1,974,310.00		1,974,310.00	300,000,000.00
	217ka	2072/12/16	2073/06/11	0	300,000,000.00		300,000,000.00	1,492,500.00	0.00			0.00	300,000,000.00
		Sub-total				300,000,000.00	0.00	300,000,000.00	4,801,750.00	0.00	3,309,250.00	0.00	3,309,250.00
36	194ka	2071/09/01	2072/03/01	0	3,150,000,000.00		3,150,000,000.00	3,722,865.00	0.00			0.00	3,150,000,000.00
	203ka	2072/03/01	2072/08/29	0	3,150,000,000.00		3,150,000,000.00	18,125,320.00	-9,062,660.00	9,062,660.00	3,140,937,340.00	3,150,000,000.00	0.00
		Sub-total				3,150,000,000.00	0.00	3,150,000,000.00	21,848,185.00	-9,062,660.00	9,062,660.00	3,140,937,340.00	3,150,000,000.00
37	195ka	2071/09/08	2072/03/08	0	2,650,750,000.00		2,650,750,000.00	2,903,948.50	0.00			0.00	2,650,750,000.00
	204ka	2072/03/08	2072/09/07	0	2,650,750,000.00		2,650,750,000.00	7,272,392.50	0.00	7,272,392.50		7,272,392.50	2,650,750,000.00
	212ka	2072/09/07	2073/03/07	0	2,650,750,000.00		2,650,750,000.00	10,957,037.75	0.00	10,957,037.75		10,957,037.75	2,650,750,000.00
		Sub-total				2,650,750,000.00	0.00	2,650,750,000.00	21,133,378.75	0.00	18,229,430.25	0.00	18,229,430.25

Government of Nepal  
Ministry of Finance  
Financial Comptroller General Office  
Debt Management Section

## Financial Statement of Domestic Borrowing (Loanwise)

Fiscal Year: 2072/73

### *Treasury Bills*

S.N.	LoanCode	Date Of Issue	Date Of Payment	Interest Rate %	Opening loan balance	New loan issue in current Fiscal Year	Total Loan	Discount/ Interest	Adjustment	Payment during current fiscal year			Outstanding loan upto the end of current Fiscal Year
										Interest	Principal	Total	
	Treasury Bills-182 days discount based												
38	196ka	2071/11/06	2072/05/01	0	1,500,000,000.00		1,500,000,000.00	10,091,680.00	0.00	10,091,680.00		10,091,680.00	1,500,000,000.00
	205ka	2072/05/01	2072/11/04	0	1,500,000,000.00		1,500,000,000.00	25,997,460.00	0.00	25,997,460.00		25,997,460.00	1,500,000,000.00
	213ka	2072/11/04	2073/04/32	0	1,500,000,000.00		1,500,000,000.00	3,884,950.00	0.00			0.00	1,500,000,000.00
	Sub-total				1,500,000,000.00	0.00	1,500,000,000.00	39,974,090.00	0.00	36,089,140.00	0.00	36,089,140.00	1,500,000,000.00
39	201ka	2072/01/08	2072/07/03	0	2,250,000,000.00		2,250,000,000.00	10,129,744.00	0.00	10,129,744.00		10,129,744.00	2,250,000,000.00
	210ka	2072/07/03	2073/01/07	0	2,250,000,000.00		2,250,000,000.00	9,407,480.00	0.00	9,407,480.00		9,407,480.00	2,250,000,000.00
	218ka	2073/01/07	2073/07/02	0	2,250,000,000.00		2,250,000,000.00	20,938,010.00	0.00			0.00	2,250,000,000.00
	Sub-total				2,250,000,000.00	0.00	2,250,000,000.00	40,475,234.00	0.00	19,537,224.00	0.00	19,537,224.00	2,250,000,000.00
40	202ka	2072/02/05	2072/08/01	0	1,283,425,000.00		1,283,425,000.00	4,365,589.17	0.00	4,365,589.17		4,365,589.17	1,283,425,000.00
	211ka	2072/08/02	2073/02/04	0	1,283,425,000.00		1,283,425,000.00	5,418,691.40	0.00	5,418,691.40		5,418,691.40	1,283,425,000.00
	219ka	2073/02/04	2073/07/30	0	1,283,425,000.00		1,283,425,000.00	2,791,101.52	0.00			0.00	1,283,425,000.00
	Sub-total				1,283,425,000.00	0.00	1,283,425,000.00	12,575,382.09	0.00	9,784,280.57	0.00	9,784,280.57	1,283,425,000.00
Total of Treasury Bills-182 days discount based					12,659,175,000.00	5,000,000,000.00	17,659,175,000.00	200,340,132.34	-9,062,660.00	119,840,169.82	3,140,937,340.00	3,260,777,509.82	14,509,175,000.00
Total of 182 days treasury bills					12,659,175,000.00	5,000,000,000.00	17,659,175,000.00	200,340,132.34	-9,062,660.00	119,840,169.82	3,140,937,340.00	3,260,777,509.82	14,509,175,000.00

Government of Nepal  
Ministry of Finance  
Financial Comptroller General Office  
Debt Management Section

**Financial Statement of Domestic Borrowing (Loanwise)**

Fiscal Year: 2072/73

***Treasury Bills***

S.N.	LoanCode	Date Of Issue	Date Of Payment	Interest Rate %	Opening loan balance	New loan issue in current Fiscal Year	Total Loan	Discount/ Interest	Adjustment	Payment during current fiscal year			Outstanding loan upto the end of current Fiscal Year
										Interest	Principal	Total	
41	Treasury Bills-91 days discount based												
	1251	2072/01/01	2072/03/29	0	100,000,000.00		100,000,000.00	7,489,199.98	0.00			0.00	100,000,000.00
	1264	2072/03/29	2072/06/26	0	100,000,000.00		100,000,000.00	100.00	0.00	100.00		100.00	100,000,000.00
	1277	2072/06/26	2072/09/28	0	100,000,000.00		100,000,000.00	31,800.00	0.00	31,800.00		31,800.00	100,000,000.00
	1290	2072/09/28	2072/12/30	0	100,000,000.00		100,000,000.00	163,070.00	0.00	163,070.00		163,070.00	100,000,000.00
	1303	2072/12/30	2073/03/28	0	100,000,000.00	3,000,000,000.00	3,100,000,000.00	20,788,600.00	0.00	10,394,300.00	2,500,000,000.00	2,510,394,300.00	600,000,000.00
	Sub-total				100,000,000.00	3,000,000,000.00	3,100,000,000.00	28,472,769.98	0.00	10,589,270.00	2,500,000,000.00	2,510,589,270.00	600,000,000.00
42	1252	2072/01/08	2072/04/05	0	3,000,000,000.00		3,000,000,000.00	4,462,726.00	0.00	4,462,726.00		4,462,726.00	3,000,000,000.00
	1265	2072/04/05	2072/07/03	0	3,000,000,000.00		3,000,000,000.00	3,000.00	0.00	3,000.00		3,000.00	3,000,000,000.00
	1278	2072/07/08	2072/10/05	0	3,000,000,000.00		3,000,000,000.00	649,000.00	0.00	649,000.00		649,000.00	3,000,000,000.00
	1291	2072/10/05	2073/01/07	0	3,000,000,000.00		3,000,000,000.00	3,503,250.00	0.00	3,503,250.00		3,503,250.00	3,000,000,000.00
	1304	2073/01/07	2073/04/04	0	3,000,000,000.00		3,000,000,000.00	18,060,300.00	0.00			0.00	3,000,000,000.00
		Sub-total				3,000,000,000.00	0.00	3,000,000,000.00	26,678,276.00	0.00	8,617,976.00	0.00	8,617,976.00
43	1253	2072/01/15	2072/04/12	0	500,000,000.00		500,000,000.00	743,787.67	0.00	743,787.67		743,787.67	500,000,000.00
	1266	2072/04/12	2072/07/10	0	500,000,000.00		500,000,000.00	911,080.00	0.00	911,080.00		911,080.00	500,000,000.00
	1279	2072/07/10	2072/10/12	0	500,000,000.00		500,000,000.00	78,910.00	0.00	78,910.00		78,910.00	500,000,000.00
	1292	2072/10/12	2073/01/14	0	500,000,000.00		500,000,000.00	353,925.00	0.00	353,925.00		353,925.00	500,000,000.00
	1305	2073/01/14	2073/04/11	0	500,000,000.00		500,000,000.00	1,972,160.00	0.00			0.00	500,000,000.00
		Sub-total				500,000,000.00	0.00	500,000,000.00	4,059,862.67	0.00	2,087,702.67	0.00	2,087,702.67

Government of Nepal  
Ministry of Finance  
Financial Comptroller General Office  
Debt Management Section

**Financial Statement of Domestic Borrowing (Loanwise)**

Fiscal Year: 2072/73

***Treasury Bills***

S.N.	LoanCode	Date Of Issue	Date Of Payment	Interest Rate %	Opening loan balance	New loan issue in current Fiscal Year	Total Loan	Discount/ Interest	Adjustment	Payment during current fiscal year			Outstanding loan upto the end of current Fiscal Year
										Interest	Principal	Total	
44	Treasury Bills-91 days discount based												
	1254	2072/01/22	2072/04/19	0	2,000,000,000.00		2,000,000,000.00	2,975,150.67	0.00	2,975,150.67		2,975,150.67	2,000,000,000.00
	1267	2072/04/19	2072/07/17	0	2,000,000,000.00		2,000,000,000.00	8,972,275.00	0.00	8,972,275.00		8,972,275.00	2,000,000,000.00
	1280	2072/07/17	2072/10/19	0	2,000,000,000.00		2,000,000,000.00	2,960,070.00	0.00	2,960,070.00		2,960,070.00	2,000,000,000.00
	1293	2072/10/19	2073/01/21	0	2,000,000,000.00		2,000,000,000.00	1,277,180.00	0.00	1,277,180.00		1,277,180.00	2,000,000,000.00
	1306	2073/01/21	2073/04/18	0	2,000,000,000.00		2,000,000,000.00	5,671,250.00	0.00			0.00	2,000,000,000.00
	Sub-total				2,000,000,000.00	0.00	2,000,000,000.00	21,855,925.67	0.00	16,184,675.67	0.00	16,184,675.67	2,000,000,000.00
45	1255	2072/01/29	2072/04/26	0	850,000,000.00		850,000,000.00	975,000.00	0.00	975,000.00		975,000.00	850,000,000.00
	1268	2072/04/26	2072/07/24	0	850,000,000.00		850,000,000.00	5,087,510.00	0.00	5,087,510.00		5,087,510.00	850,000,000.00
	1281	2072/07/24	2072/10/26	0	850,000,000.00		850,000,000.00	924,760.00	0.00	924,760.00		924,760.00	850,000,000.00
	1294	2072/10/27	2073/01/28	0	850,000,000.00		850,000,000.00	387,645.00	0.00	387,645.00		387,645.00	850,000,000.00
	1307	2073/01/28	2073/04/25	0	850,000,000.00	3,000,000,000.00	3,850,000,000.00	5,385,350.00	0.00			0.00	3,850,000,000.00
		Sub-total				850,000,000.00	3,000,000,000.00	3,850,000,000.00	12,760,265.00	0.00	7,374,915.00	0.00	7,374,915.00
46	1256	2071/02/05	2072/05/01	0	2,770,000,000.00		2,770,000,000.00	0.00	0.00	2,828,220.00		2,828,220.00	2,770,000,000.00
	1269	2072/05/01	2072/08/01	0	2,770,000,000.00		2,770,000,000.00	20,334,145.00	0.00	20,334,145.00		20,334,145.00	2,770,000,000.00
	1282	2072/08/02	2072/11/04	0	2,770,000,000.00		2,770,000,000.00	3,365,970.00	0.00	3,365,970.00		3,365,970.00	2,770,000,000.00
	1295	2072/11/04	2073/02/04	0	2,770,000,000.00		2,770,000,000.00	1,362,737.50	0.00	1,362,737.50		1,362,737.50	2,770,000,000.00
	1308	2073/02/04	2073/04/32	0	2,770,000,000.00		2,770,000,000.00	1,755,680.00	0.00			0.00	2,770,000,000.00
		Sub-total				2,770,000,000.00	0.00	2,770,000,000.00	26,818,532.50	0.00	27,891,072.50	0.00	27,891,072.50

Government of Nepal  
Ministry of Finance  
Financial Comptroller General Office  
Debt Management Section

## Financial Statement of Domestic Borrowing (Loanwise)

Fiscal Year: 2072/73

### *Treasury Bills*

S.N.	LoanCode	Date Of Issue	Date Of Payment	Interest Rate %	Opening loan balance	New loan issue in current Fiscal Year	Total Loan	Discount/ Interest	Adjustment	Payment during current fiscal year			Outstanding loan upto the end of current Fiscal Year
										Interest	Principal	Total	
47	Treasury Bills-91 days discount based												
	1257	2072/02/12	2072/05/08	0	250,000,000.00		250,000,000.00	246,220.00	0.00	246,220.00		246,220.00	250,000,000.00
	1270	2072/05/08	2072/08/08	0	250,000,000.00		250,000,000.00	1,785,030.00	0.00	1,785,030.00		1,785,030.00	250,000,000.00
	1283	2072/08/08	2072/11/11	0	250,000,000.00		250,000,000.00	320,525.60	0.00	320,525.60		320,525.60	250,000,000.00
	1296	2072/11/11	2073/02/11	0	250,000,000.00		250,000,000.00	125,350.00	0.00	125,350.00		125,350.00	250,000,000.00
	1309	2073/02/11	2073/05/07	0	250,000,000.00	5,000,000,000.00	5,250,000,000.00	1,804,840.00	0.00			0.00	5,250,000,000.00
	Sub-total				250,000,000.00	5,000,000,000.00	5,250,000,000.00	4,281,965.60	0.00	2,477,125.60	0.00	2,477,125.60	5,250,000,000.00
48	1259	2072/02/26	2072/05/22	0	4,130,000,000.00		4,130,000,000.00	3,554,880.00	0.00	3,554,880.00		3,554,880.00	4,130,000,000.00
	1272	2072/05/22	2072/08/22	0	4,130,000,000.00		4,130,000,000.00	22,037,895.00	0.00	22,037,895.00		22,037,895.00	4,130,000,000.00
	1285	2072/08/22	2072/11/25	0	4,130,000,000.00		4,130,000,000.00	5,636,816.50	0.00	5,636,816.50		5,636,816.50	4,130,000,000.00
	1298	2072/11/27	2073/02/25	0	4,130,000,000.00		4,130,000,000.00	8,025,399.00	0.00	8,025,399.00		8,025,399.00	4,130,000,000.00
	1311	2073/02/25	2073/05/21	0	4,130,000,000.00		4,130,000,000.00	613,120.00	0.00			0.00	4,130,000,000.00
		Sub-total				4,130,000,000.00	0.00	4,130,000,000.00	39,868,110.50	0.00	39,254,990.50	0.00	39,254,990.50
49	1247	2071/12/03	2072/03/01	0	4,500,000,000.00		4,500,000,000.00	9,124,165.00	0.00			0.00	4,500,000,000.00
	1260	2072/03/01	2072/05/29	0	4,500,000,000.00		4,500,000,000.00	2,036,900.00	0.00	2,036,900.00		2,036,900.00	4,500,000,000.00
	1273	2072/05/29	2072/08/29	0	4,500,000,000.00		4,500,000,000.00	40,436,420.00	0.00	20,218,210.00	2,000,000,000.00	2,020,218,210.00	2,500,000,000.00
	1286	2072/08/29	2072/12/02	0	2,500,000,000.00		2,500,000,000.00	2,529,085.00	0.00	2,529,085.00		2,529,085.00	2,500,000,000.00
	1299	2072/12/02	2073/02/32	0	2,500,000,000.00		2,500,000,000.00	6,224,535.00	0.00	6,224,535.00		6,224,535.00	2,500,000,000.00
	1312	2073/02/32	2073/05/28	0	2,500,000,000.00		2,500,000,000.00	169,050.00	0.00			0.00	2,500,000,000.00
	Sub-total				4,500,000,000.00	0.00	4,500,000,000.00	60,520,155.00	0.00	31,008,730.00	2,000,000,000.00	2,031,008,730.00	2,500,000,000.00

Government of Nepal  
Ministry of Finance  
Financial Comptroller General Office  
Debt Management Section

**Financial Statement of Domestic Borrowing (Loanwise)**

Fiscal Year: 2072/73

***Treasury Bills***

S.N.	LoanCode	Date Of Issue	Date Of Payment	Interest Rate %	Opening loan balance	New loan issue in current Fiscal Year	Total Loan	Discount/ Interest	Adjustment	Payment during current fiscal year			Outstanding loan upto the end of current Fiscal Year
										Interest	Principal	Total	
50	Treasury Bills-91 days discount based												
	1261	2072/03/08	2072/06/05	0	8,230,000,000.00		8,230,000,000.00	4,907,419.99	0.00	4,907,419.99		4,907,419.99	8,230,000,000.00
	1274	2072/06/05	2072/09/07	0	8,230,000,000.00		8,230,000,000.00	29,135,152.00	0.00	29,135,152.00		29,135,152.00	8,230,000,000.00
	1287	2072/09/07	2072/12/09	0	8,230,000,000.00		8,230,000,000.00	12,586,145.50	0.00	12,586,145.50		12,586,145.50	8,230,000,000.00
	1300	2072/12/10	2073/03/07	0	8,230,000,000.00		8,230,000,000.00	21,839,160.00	0.00	21,839,160.00		21,839,160.00	8,230,000,000.00
	Sub-total				8,230,000,000.00	0.00	8,230,000,000.00	68,467,877.49	0.00	68,467,877.49	0.00	68,467,877.49	8,230,000,000.00
51	1250	2071/12/24	2072/03/22	0	3,060,000,000.00		3,060,000,000.00	3,606,720.00	0.00			0.00	3,060,000,000.00
	1263	2072/03/22	2072/06/19	0	3,060,000,000.00		3,060,000,000.00	132,800.00	0.00	132,800.00		132,800.00	3,060,000,000.00
	1276	2072/06/19	2072/09/21	0	3,060,000,000.00		3,060,000,000.00	3,313,430.00	0.00	3,313,430.00		3,313,430.00	3,060,000,000.00
	1289	2072/09/21	2072/12/23	0	3,060,000,000.00		3,060,000,000.00	4,423,590.00	0.00	4,423,590.00		4,423,590.00	3,060,000,000.00
	1302	2072/12/23	2073/03/21	0	3,060,000,000.00		3,060,000,000.00	16,458,610.00	0.00	8,229,305.00	2,500,000,000.00	2,508,229,305.00	560,000,000.00
	Sub-total				3,060,000,000.00	0.00	3,060,000,000.00	27,935,150.00	0.00	16,099,125.00	2,500,000,000.00	2,516,099,125.00	560,000,000.00
52	1258	2072/02/19	2072/05/15	0	228,200,000.00		228,200,000.00	223,471.80	0.00	223,471.80		223,471.80	228,200,000.00
	1271	2072/05/15	2072/08/15	0	228,200,000.00		228,200,000.00	1,136,758.20	0.00	1,136,758.20		1,136,758.20	228,200,000.00
	1284	2072/08/15	2072/11/18	0	228,200,000.00		228,200,000.00	350,203.40	0.00	350,203.40		350,203.40	228,200,000.00
	1297	2072/11/18	2073/02/18	0	228,200,000.00		228,200,000.00	108,171.40	0.00	108,171.40		108,171.40	228,200,000.00
	1310	2073/02/18	2073/05/14	0	228,200,000.00		228,200,000.00	51,345.00	0.00			0.00	228,200,000.00
	Sub-total				228,200,000.00	0.00	228,200,000.00	1,869,949.80	0.00	1,818,604.80	0.00	1,818,604.80	228,200,000.00



Government of Nepal  
Ministry of Finance  
Financial Comptroller General Office  
Debt Management Section  
**Financial Statement of Domestic Borrowing (Loanwise)**

Fiscal Year: 2072/73

***Treasury Bills***

S.N.	LoanCode	Date Of Issue	Date Of Payment	Interest Rate %	Opening loan balance	New loan issue in current Fiscal Year	Total Loan	Discount/ Interest	Adjustment	Payment during current fiscal year			Outstanding loan upto the end of current Fiscal Year
										Interest	Principal	Total	
53	Treasury Bills-91 days discount based												
	1262	2072/03/15	2072/06/12	0	11,000,000,000.00		11,000,000,000.00	4,613,300.00	0.00	4,613,300.00		4,613,300.00	11,000,000,000.00
	1275	2072/06/12	2072/09/14	0	11,000,000,000.00		11,000,000,000.00	58,108,020.00	0.00	29,054,010.00	2,000,000,000.00	2,029,054,010.00	9,000,000,000.00
	1288	2072/09/14	2072/12/16	0	9,000,000,000.00		9,000,000,000.00	17,406,320.00	0.00	17,406,320.00		17,406,320.00	9,000,000,000.00
	1301	2072/12/16	2073/03/14	0	9,000,000,000.00		9,000,000,000.00	23,901,090.00	0.00	23,901,090.00		23,901,090.00	9,000,000,000.00
	Sub-total				11,000,000,000.00	0.00	11,000,000,000.00	104,028,730.00	0.00	74,974,720.00	2,000,000,000.00	2,074,974,720.00	9,000,000,000.00
Total of Treasury Bills-91 days discount based					40,618,200,000.00	11,000,000,000.00	51,618,200,000.00	427,617,570.21	0.00	306,846,785.23	9,000,000,000.00	9,306,846,785.23	42,618,200,000.00
Total of 91 days treasury bills					40,618,200,000.00	11,000,000,000.00	51,618,200,000.00	427,617,570.21	0.00	306,846,785.23	9,000,000,000.00	9,306,846,785.23	42,618,200,000.00
Grand Total					119,858,107,474.25	20,500,000,000.00	140,358,107,474.25	1,834,139,859.65	-67,432,894.99	938,499,810.12	24,231,567,105.01	25,170,066,915.13	116,059,107,474.25

Government of Nepal  
Ministry of Finance  
Financial Comptroller General Office  
Debt Management Section  
**Financial Statement of Domestic Borrowing (Loanwise)**

Fiscal Year: 2072/73

***Rastriya Bachat Patra***

S.N.	Loan Code	Date Of Issue	Date Of Payment	Interest Rate %	Opening loan balance	New loan issue in current Fiscal Year	Total Loan	Payment during current fiscal year			Adjustment	Outstanding loan upto the end of current Fiscal Year
								Interest	Principal	Total		
1	2072	2067/10/06	2072/10/06	9.75	4,000,000,000.00		4,000,000,000.00	392,250,450.00	4,000,000,000.00	4,392,250,450.00	0	0.00
2	2073	2068/03/26	2073/03/26	10	6,680,000,000.00		6,680,000,000.00	668,000,000.00	6,680,000,000.00	7,348,000,000.00	0	0.00
3	2072ka	2068/12/29	2072/12/29	9	1,500,000,000.00		1,500,000,000.00	135,000,000.00	1,500,000,000.00	1,635,000,000.00	0	0.00
4	2073ka	2069/03/20	2073/03/20	9	3,500,000,000.00		3,500,000,000.00	315,000,000.00	3,500,000,000.00	3,815,000,000.00	0	0.00
5	2075	2070/09/18	2075/09/18	8	906,480,000.00		906,480,000.00	72,518,400.00		72,518,400.00	0	906,480,000.00
					Total		16,586,480,000.00	1,582,768,850.00	15,680,000,000.00	17,262,768,850.00	0	906,480,000.00

Government of Nepal  
Ministry of Finance  
Financial Comptroller General Office  
Debt Management Section  
**Financial Statement of Domestic Borrowing (Loanwise)**

Fiscal Year: 2072/73

***Nagarik Bachat Patra***

S.N.	Loan Code	Date Of Issue	Date Of Payment	Interest Rate %	Opening loan balance	New loan issue in current Fiscal Year	Total Loan	Payment during current fiscal year			Adjustment	Outstanding loan upto the end of current Fiscal Year
								Interest	Principal	Total		
1	2072	2062/11/23	2072/11/23	6	250,000,000.00		250,000,000.00	15,000,000.00	250,000,000.00	265,000,000.00	0	0.00
2	2075	2063/10/03	2075/10/03	6	340,180,000.00		340,180,000.00	20,410,800.00		20,410,800.00	0	340,180,000.00
3	2071	2064/07/21	2071/07/21	6.5	0.00		0.00			0.00	0	0.00
4	2071ka	2064/09/09	2071/09/09	6.5	0.00		0.00			0.00	0	0.00
5	2069	2065/03/15	2069/03/15	7.75	0.00		0.00			0.00	0	0.00
6	2070	2065/09/28	2070/09/28	8	0.00		0.00			0.00	0	0.00
7	2071Kha	2066/03/24	2071/03/24	9	0.00		0.00			0.00	0	0.00
8	2069ka	2066/11/20	2069/11/20	9.5	0.00		0.00			0.00	0	0.00
9	2070 ka	2067/02/20	2070/02/20	9.5	0.00		0.00			0.00	0	0.00
10	2074	2069/01/28	2074/01/28	9.5	126,566,000.00		126,566,000.00	12,023,770.00		12,023,770.00	0	126,566,000.00
11	2077	2072/03/01	2077/03/01	8	2,339,430,000.00		2,339,430,000.00	187,154,400.00		187,154,400.00	0	2,339,430,000.00
12	2077ka	2072/12/28	2077/12/28	8		5,000,000,000.00	5,000,000,000.00	16,194,832.56		16,194,832.56	0	5,000,000,000.00
Total					3,056,176,000.00	5,000,000,000.00	8,056,176,000.00	250,783,802.56	250,000,000.00	500,783,802.56	0	7,806,176,000.00

Government of Nepal  
Ministry of Finance  
Financial Comptroller General Office  
Debt Management Section  
**Financial Statement of Domestic Borrowing (Loanwise)**

Fiscal Year: 2072/73

***Development Bond***

S.N.	Loan Code	Date Of Issue	Date Of Payment	Interest Rate %	Opening loan balance	New loan issue in current Fiscal Year	Total Loan	Payment during current fiscal year			Adjustment	Outstanding loan upto the end of current Fiscal Year
								Interest	Principal	Total		
1	2072	2060/03/20	2070/03/20	6.75	0.00		0.00			0.00	0	0.00
2	2071	2061/03/24	2071/03/24	5	0.00		0.00			0.00	0	0.00
3	2072	2062/11/09	2072/11/09	6	750,000,000.00		750,000,000.00	45,000,000.00	750,000,000.00	795,000,000.00	0	0.00
4	2075	2063/08/12	2075/08/12	6.5	1,200,000,000.00		1,200,000,000.00	78,000,000.00		78,000,000.00	0	1,200,000,000.00
5	2075ka	2063/11/29	2075/11/29	6.5	2,100,000,000.00		2,100,000,000.00	136,500,000.00		136,500,000.00	0	2,100,000,000.00
6	2076	2064/03/21	2076/03/21	6.5	2,200,000,000.00		2,200,000,000.00	143,000,000.00		143,000,000.00	0	2,200,000,000.00
7	2076ka	2064/07/29	2076/07/29	6.5	900,000,000.00		900,000,000.00	58,500,000.00		58,500,000.00	0	900,000,000.00
8	2076kha	2064/09/03	2076/09/03	6.5	1,040,000,000.00		1,040,000,000.00	67,600,000.00		67,600,000.00	0	1,040,000,000.00
9	2076ga	2064/09/23	2076/09/23	6.5	460,000,000.00		460,000,000.00	29,900,000.00		29,900,000.00	0	460,000,000.00
10	2072ka	2064/12/19	2072/12/19	7.5	1,500,000,000.00		1,500,000,000.00	112,500,000.00	1,500,000,000.00	1,612,500,000.00	0	0.00
11	2073	2065/03/30	2073/03/30	8	2,170,000,000.00		2,170,000,000.00	173,600,000.00	2,170,000,000.00	2,343,600,000.00	0	0.00
12	2071ka	2065/09/20	2071/09/20	8	0.00		0.00			0.00	0	0.00
13	2071kha	2066/03/16	2071/03/16	9	0.00		0.00			0.00	0	0.00
14	2073ka	2066/03/28	2073/03/28	9	2,750,000,000.00		2,750,000,000.00	247,500,000.00	2,750,000,000.00	2,997,500,000.00	0	0.00
15	2069	2066/10/28	2069/10/28	9	0.00		0.00			0.00	0	0.00
16	2072kha	2067/02/27	2072/02/27	9	0.00		0.00			0.00	0	0.00

Government of Nepal  
Ministry of Finance  
Financial Comptroller General Office  
Debt Management Section  
**Financial Statement of Domestic Borrowing (Loanwise)**

Fiscal Year: 2072/73

***Development Bond***

S.N.	Loan Code	Date Of Issue	Date Of Payment	Interest Rate %	Opening loan balance	New loan issue in current Fiscal Year	Total Loan	Payment during current fiscal year			Adjustment	Outstanding loan upto the end of current Fiscal Year
								Interest	Principal	Total		
17	2072ga	2067/03/17	2072/03/17	9	0.00		0.00			0.00	0	0.00
18	2072gha	2067/09/16	2072/09/16	9.5	3,000,000,000.00		3,000,000,000.00	142,500,000.00	3,000,000,000.00	3,142,500,000.00	0	0.00
19	2071ga	2068/02/19	2071/02/19	9.5	0.00		0.00			0.00	0	0.00
20	2070ka	2068/09/28	2070/09/28	8	0.00		0.00			0.00	0	0.00
21	2071gha	2068/12/22	2071/12/22	8.5	0.00		0.00			0.00	0	0.00
22	2072 Nga	2069/02/24	2072/02/24	8.5	0.00		0.00			0.00	0	0.00
23	2075 Kha	2070/08/06	2075/08/06	3.25	3,000,000,000.00		3,000,000,000.00	97,500,000.00		97,500,000.00	0	3,000,000,000.00
24	2077	2070/09/08	2077/09/08	3.49	6,000,000,000.00		6,000,000,000.00	209,400,000.00		209,400,000.00	0	6,000,000,000.00
25	2077ka	2072/02/17	2077/02/17	4	5,000,000,000.00		5,000,000,000.00	200,000,000.00		200,000,000.00	0	5,000,000,000.00
26	2079	2072/02/22	2079/02/22	3.44	5,000,000,000.00		5,000,000,000.00	172,000,000.00		172,000,000.00	0	5,000,000,000.00
27	2081	2072/02/29	2081/02/29	3.08	5,000,000,000.00		5,000,000,000.00	154,000,000.00		154,000,000.00	0	5,000,000,000.00
28	2082	2072/03/11	2082/03/11	2.99	10,000,000,000.00		10,000,000,000.00	299,000,000.00		299,000,000.00	0	10,000,000,000.00
29	2087	2072/03/18	2087/03/18	2.65	5,000,000,000.00		5,000,000,000.00	132,500,000.00		132,500,000.00	0	5,000,000,000.00
30	2080	2072/12/01	2080/12/01	3.97		12,000,000,000.00	12,000,000,000.00			0.00	0	12,000,000,000.00
31	2083	2072/12/19	2083/12/19	4.44		13,000,000,000.00	13,000,000,000.00			0.00	0	13,000,000,000.00
32	2085	2073/01/05	2085/01/05	4.74		13,000,000,000.00	13,000,000,000.00			0.00	0	13,000,000,000.00

Government of Nepal  
Ministry of Finance  
Financial Comptroller General Office  
Debt Management Section  
**Financial Statement of Domestic Borrowing (Loanwise)**

Fiscal Year: 2072/73

***Development Bond***

S.N.	Loan Code	Date Of Issue	Date Of Payment	Interest Rate %	Opening loan balance	New loan issue in current Fiscal Year	Total Loan	Payment during current fiscal year			Adjustment	Outstanding loan upto the end of current Fiscal Year
								Interest	Principal	Total		
33	2086	2073/01/10	2086/01/10	4.94		13,000,000,000.00	13,000,000,000.00			0.00	0	13,000,000,000.00
34	2088	2073/01/17	2088/01/17	4.94		11,000,000,000.00	11,000,000,000.00			0.00	0	11,000,000,000.00
Total					57,070,000,000.00	62,000,000,000.00	119,070,000,000.00	2,499,000,000.00	10,170,000,000.00	12,669,000,000.00	0	108,900,000,000.00



Government of Nepal  
Ministry of Finance  
Financial Comptroller General Office  
Debt Management Section  
**Financial Statement of Domestic Borrowing (Loanwise)**

Fiscal Year: 2072/73

***Special Loan***

S.N.	Loan Code	Date Of Issue	Date Of Payment	Interest Rate %	Opening loan balance	New loan issue in current Fiscal Year	Total Loan	Payment during current fiscal year			Adjustment	Outstanding loan upto the end of current Fiscal Year
								Interest	Principal	Total		
1	2069	2059/09/09	2069/08/09	7	0.00		0.00			0.00	0	0.00
2	2068ka	2063/01/04	2068/01/04	5	0.00		0.00			0.00	0	0.00
Total					0.00		0.00			0.00	0	0.00

Government of Nepal  
Ministry of Finance  
Financial Comptroller General Office  
Debt Management Section  
**Financial Statement of Domestic Borrowing (Loanwise)**

Fiscal Year: 2072/73

***Foreign Employment Bond***

S.N.	Loan Code	Date Of Issue	Date Of Payment	Interest Rate %	Opening loan balance	New loan issue in current Fiscal Year	Total Loan	Payment during current fiscal year			Adjustment	Outstanding loan upto the end of current Fiscal Year
								Interest	Principal	Total		
1	FESB2072	2067/03/32	2072/03/31	9.75	0.00		0.00			0.00	0	0.00
2	FESB2073	2068/03/12	2073/03/12	10.5	3,380,000.00		3,380,000.00	354,900.00	3,380,000.00	3,734,900.00	0	0.00
3	FESB2074	2069/03/28	2074/03/28	10	8,660,000.00		8,660,000.00	866,000.00		866,000.00	0	8,660,000.00
4	FESB2075	2070/03/30	2075/03/30	10.5	42,855,000.00		42,855,000.00	4,499,775.00		4,499,775.00	0	42,855,000.00
5	FESB 2075ka	2070/09/28	2075/09/28	9	26,405,000.00		26,405,000.00	2,376,450.00		2,376,450.00	0	26,405,000.00
6	FESB 2075kh	2070/12/30	2075/12/30	9	50,010,000.00		50,010,000.00	2,250,450.00		2,250,450.00	0	50,010,000.00
7	FESB 2077	2072/03/24	2077/03/24	9	83,715,000.00		83,715,000.00	8,232,435.00		8,232,435.00	0	83,715,000.00
8	2077ka	2072/12/29	2077/12/29	9		82,085,000.00	82,085,000.00	723,487.50		723,487.50	0	82,085,000.00
9	FESB2078	2073/01/29	2078/01/29	9		80,000,000.00	80,000,000.00	720,968.75		720,968.75	0	80,000,000.00
10	2078ka	2073/03/29	2078/03/29	9		112,430,000.00	112,430,000.00	1,167,638.75		1,167,638.75	0	112,430,000.00
				Total	215,025,000.00	274,515,000.00	489,540,000.00	21,192,105.00	3,380,000.00	24,572,105.00	0	486,160,000.00

Government of Nepal  
Ministry of Finance  
Financial Comptroller General Office  
Debt Management Section  
**Financial Statement of Domestic Borrowing (Loanwise)**

Fiscal Year: 2072/73

***IMF Value Adjustment***

S.N.	Loan Code	Date Of Issue	Date Of Payment	Interest Rate %	Opening loan balance	New loan issue in current Fiscal Year	Total Loan	Payment during current fiscal year			Adjustment	Outstanding loan upto the end of current Fiscal Year
								Interest	Principal	Total		
1	NRB 2008AD	2065/03/12	2070/03/11		328,207,209.46		328,207,209.46			0.00	0	328,207,209.46
2	NRB 2009AD	2066/04/16	2071/04/16	0	1,097,637,120.86		1,097,637,120.86			0.00	0	1,097,637,120.86
3	NRB 2055	2066/05/16	2071/05/16	0	97,942,234.92		97,942,234.92			0.00	0	97,942,234.92
4	NRB 2065	2066/05/16	2071/05/16	0	455,387,298.51		455,387,298.51			0.00	0	455,387,298.51
5	NRB 2060	2066/05/16	2071/05/16	0	550,603,667.23		550,603,667.23			0.00	0	550,603,667.23
6	NRB 2060	2066/05/16	2071/05/16	0	411,949,524.44		411,949,524.44			0.00	0	411,949,524.44
7	NRB 2060	2066/05/16	2071/05/16	0	511,626,557.21		511,626,557.21			0.00	0	511,626,557.21
8	NRB 2060	2066/05/16	2071/05/16	0	552,235,533.11		552,235,533.11			0.00	0	552,235,533.11
9	NRB 2058	2066/05/16	2071/05/16	0	247,084,988.76		247,084,988.76			0.00	0	247,084,988.76
10	NRB 2049	2066/05/16	2071/05/16	0	214,946,219.58		214,946,219.58			0.00	0	214,946,219.58
11	NRB 2059	2066/05/16	2071/05/16	0	403,430,688.50		403,430,688.50			0.00	0	403,430,688.50
					Total		4,871,051,042.58			0.00	0	4,871,051,042.58

Government of Nepal  
Ministry of Finance  
Financial Comptroller General Office  
Debt Management Section  
**Financial Statement of Domestic Borrowing (Loanwise)**

Fiscal Year: 2072/73

***National Loan Commission***

S.N.	Loan Code	Date Of Issue	Date Of Payment	Interest Rate %	Opening loan balance	New loan issue in current Fiscal Year	Total Loan	Payment during current fiscal year			Adjustment	Outstanding loan upto the end of current Fiscal Year
								Interest	Principal	Total		
1	NLC			0	0.00		0.00	69,916,052.51		69,916,052.51	0	0.00
				Total	0.00		0.00	69,916,052.51		69,916,052.51	0	0.00