



Government of Nepal
Ministry of Finance
Financial Comptroller General Office
Anamnagar, Kathmandu

Quarterly Debt Position of Government of Nepal (GoN)
3rd Quarter as on 2076/12/30 (April 12, 2020)

1. Debt position

The total debt status of Government of Nepal for the 3rd quarter of F/Y 2076/77 has increased by 8.18% whereas external debt has increased by 9.18 % and internal debt has increased by 6.75 %.

The total government debt amounts to Rs. 1195.60 billion with an increment of 8.18 %. Out of this amount, external debt is Rs. 714.07 billion and internal debt is Rs. 481.52 billion.


During this quarter, total increment of external loan is NPR 60.03 billion (with 9.18% increment). Out of which NPR 49.37 billion is because of foreign exchange loss (shown in Annexes) and rest is due to net disbursement (Disbursement – Principal Payment).

Table no. 1
Debt position

In Rs. 000

S.N.		As on 2076 Paush 29 (January 14, 2020)	As on 2076 Chaitra 30 (April 12, 2020)	Increase/ Decrease	Increase/ Decrease %
1	External Debt	654,047,518	714079784.63	60,032,267	9.18%
2	Internal Debt	451,091,028.4	*481520443.41	30,429,415	6.75%
	Total	1,105,138,546.4	1195600228.04	90,461,682	8.18%

*includes 523,385.9 thousands IMF Value Adjustment.



2. Debt to GDP ratio

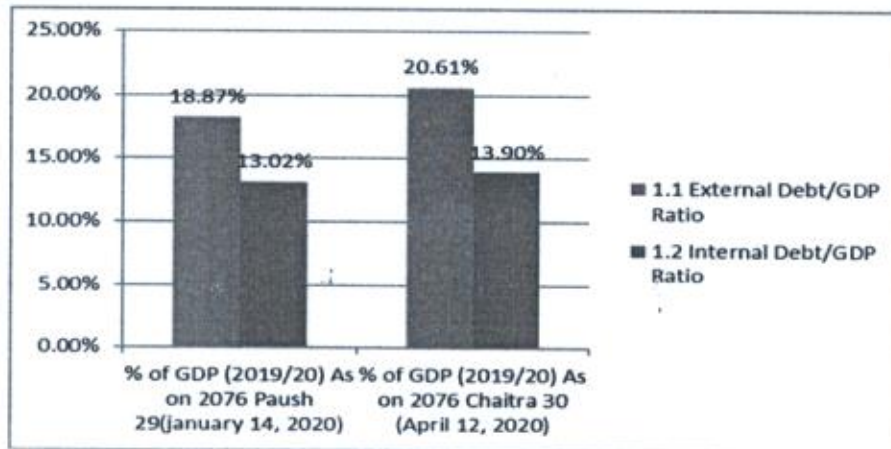
At the end of 2nd quarter of FY 2076/77, the total debt to GDP ratio was 31.90% where external debt to GDP was 18.87% and internal debt to GDP was 13.02%. At the end 3rd quarter of F/Y 2076/077 (as on 12 April, 2020), the debt to GDP ratio is 34.51% consisting 20.61% external/GDP ratio and 13.90% internal/GDP ratio while taking into account last fiscal year GDP. It shows slight increase in external debt to GDP ratio and slight increase in internal debt to GDP ratio by 1.74% and 0.88% respectively.

Table no. 2
Debt to GDP Ratio

In Rs. 000

S.N.		% of GDP (2019/20) As on 2076 Paush 29(january 14, 2020)	% of GDP (2019/20) As on 2076 Chaitra 30 (April 12, 2020)	Increase/ Decrease
1	Debt/GDP Ratio	31.90%	34.51%	2.61%
	1.1 External Debt/GDP Ratio	18.87%	20.61%	1.74%
	1.2 Internal Debt/GDP Ratio	13.02%	13.90%	0.88%
	GDP as per Economic Survey F/Y 2075/076 (MoF) in Rs. '000	3,464,319,000		

Debt to GDP Ratio



3. Receipt of debt

The total debt receipt as of the 3rd quarter of Fiscal Year 2076/77 is Rs. 120.98 billion which is from both external and internal sources. The rollover of treasury bills (domestic borrowings) is not considered as new issue. The receipt of external debt from multilateral sources amounts to Rs. 45.63 billion which is 69.44 % of total external debt receipt whereas 30.56 % has been received from bilateral sources. The internal debt of Rs. 55.26 billion is less than external debt by Rs. 10.46 billion. The internal debt comprise 45.24% Treasury bills and rest from other bonds.

Table no. 3
Receipt of debt (Rs.)
As on 2076/12/30 (April 12, 2020)

			In Rs. 000
S.N.	Description	Amount	%
1	External Debt	65722677.66	100%
1.1	Multilateral	45636894.67	69.44%
1.2	Bilateral	20085782.98	30.56%
2	Internal Debt	55264768.22	100%
2.1	Treasury bills	25000000.00	45.24%
2.2	Other bonds (including IMF Value Adjustment)	30264768.22	54.76%
Total		120987445.9	

4. Debt servicing


Debt servicing status of this quarter is depicted in the table 4. Total debt servicing as of the 3rd quarter of Fiscal Year 2076/77 is Rs. 56.84 billion out of which Rs. 41.05 billion i.e. 72.23 % is for internal debt and remaining Rs. 15.78 billion i.e. 27.77 % is for external debt.

As regards to principal repayment, Rs. 12.98 billion has been repaid to the external creditors and Rs. 26.55 billion has been repaid to domestic creditors as of the 3rd quarter. Hence total principal repayment amounts to Rs. 39.53 billion. The total interest payment is Rs. 17.30 billion out of which 2.81 billion and 14.49 billion has been paid to external and internal creditors respectively.

Table no. 4
Debt servicing (Rs.)
As on 2076/12/30 (April 12, 2020)

In Rs. 000

S.N.	Description	Principal	Interest	Total	%
1	External Debt	12982380.84	2806801.98	15789182.82	27.77%
2	Internal Debt	26553884.54	14496875.01	41050759.55	72.23%
	Total	39536265.38	17303676.99	56839942.37	



• This report is based on the data received up to April. 12, 2020.

Prepared by

Accounts Officer

Verified by

Deputy Financial Comptroller
General

Recommended by

Joint Financial Comptroller
General

Approved by

Financial Comptroller
General

Annexes

Government of Nepal
Ministry of Finance

Financial Comptroller General Office
Debt Section

Anamnagar, Kathmandu, Nepal

Monthly principal repayment summary of external debt

As on 2076/10/29 (2020-Feb-12)

Fiscal Year: 2076/77 Month: Magh

SN	Donor:	Upto Previous Month	This Month	Total upto this month
1	ADB	5,014,501,359.44	268,081,865.35	5,282,583,224.79
2	Austria	17,620,787.45		17,620,787.45
3	Belgium	67,986,945.70		67,986,945.70
4	China	0.00		0.00
5	EEC	13,497,685.76		13,497,685.76
6	EIB	0.00		0.00
7	France	41,259,837.63		41,259,837.63
8	IDA	3,142,269,111.87	49,270,670.82	3,191,539,782.69
9	IFAD	177,759,550.84		177,759,550.84
10	India	1,283,643,901.33		1,283,643,901.33
11	Japan	615,081,110.00	0.00	615,081,110.00
12	Korea	176,714,268.64		176,714,268.64
13	Kuwait	17,046,640.00		17,046,640.00
14	NDF	55,210,142.31		55,210,142.31
15	OFID	331,404,683.80	17,627,737.20	349,032,421.00
16	Saudi	147,552,164.39		147,552,164.39
Total		11,101,548,189.16	334,980,273.37	11,436,528,462.53

Handwritten signature

Handwritten mark

Handwritten mark

Government of Nepal
Ministry of Finance

Financial Comptroller General Office
Debt Section

Anamnagar, Kathmandu, Nepal

Monthly principal repayment summary of external debt

As on 2076/11/30 (2020-Mar-13)

Fiscal Year: 2076/77 Month: Falgun

SN	Donor:	Upto Previous Month	This Month	Total upto this month
1	ADB	5,282,583,224.79		
2	Austria	17,620,787.45	144,421,327.58	5,427,004,552.37
3	Belgium	67,986,945.70		17,620,787.45
4	China	0.00		67,986,945.70
5	EEC	13,497,685.76		0.00
6	EIB	0.00		13,497,685.76
7	France	41,259,837.63		0.00
8	IDA	3,191,539,782.69	157,632,292.60	41,259,837.63
9	IFAD	177,759,550.84		3,349,172,075.29
10	India	1,283,643,901.33		177,759,550.84
11	Japan	615,081,110.00	0.00	1,283,643,901.33
12	Korea	176,714,268.64		615,081,110.00
13	Kuwait	17,046,640.00		176,714,268.64
14	NDF	55,210,142.31	0.00	17,046,640.00
15	OFID	349,032,421.00	182,939,094.72	55,210,142.31
16	Saudi	147,552,164.39		182,939,094.72
Total		11,436,528,462.53	699,469,701.03	12,135,998,163.56

[Handwritten signature]

[Handwritten signature]

[Handwritten signature]

Government of Nepal
Ministry of Finance

Financial Comptroller General Office

Debt Section

Anamnagar, Kathmandu, Nepal

Monthly principal repayment summary of external debt

As on 2076/12/30 (2020-Apr-12)

Fiscal Year: 2076/77 Month: Chaitra

SN	Donor:	Upto Previous Month	This Month	Total upto this month
1	ADB	5,427,004,552.37	0.00	5,427,004,552.37
2	Austria	17,620,787.45		17,620,787.45
3	Belgium	67,986,945.70		67,986,945.70
4	China	0.00	0.00	0.00
5	EEC	13,497,685.76		13,497,685.76
6	EIB	0.00		0.00
7	France	41,259,837.63	18,709,180.69	59,969,018.32
8	IDA	3,349,172,075.29	0.00	3,349,172,075.29
9	IFAD	177,759,550.84	0.00	177,759,550.84
10	India	1,283,643,901.33		1,283,643,901.33
11	Japan	615,081,110.00	0.00	615,081,110.00
12	Korea	176,714,268.64		176,714,268.64
13	Kuwait	17,046,640.00	0.00	17,046,640.00
14	NDF	55,210,142.31		55,210,142.31
15	OFID	531,971,515.72	0.00	531,971,515.72
16	Saudi	362,029,150.52		362,029,150.52
Total		12,135,998,163.56	18,709,180.69	12,154,707,344.25

Government of Nepal
Ministry of Finance

Financial Comptroller General Office

Debt Section

Anamnagar, Kathmandu, Nepal

Monthly disbursement summary of external debt

As on 2076/10/29 (2020-Feb-12)

Fiscal Year: 2076/77 Month: Magh

In NPR.

SN	Donor:	Upto Previous Month	This Month	Total upto this month
1	ADB	14,178,901,863.61	460,360,327.27	14,639,262,190.88
2	China	5,564,319,335.09		5,564,319,335.09
3	EIB	1,813,742,150.00		1,813,742,150.00
4	IDA	21,436,856,190.65	2,328,275,735.61	23,765,131,926.26
5	IFAD	75,687,088.84		75,687,088.84
6	India	7,333,413,192.01	357,561,141.93	7,690,974,333.94
7	Japan	3,170,013,173.82	940,136,006.49	4,110,149,180.31
8	Korea	297,913,369.10		297,913,369.10
9	Kuwait		122,691,521.28	122,691,521.28
10	OFID	71,557,978.78		71,557,978.78
11	Saudi	65,867,564.34		65,867,564.34
Total		54,008,271,906.24	4,209,024,732.58	58,217,296,638.82

[Handwritten signatures and initials]

Government of Nepal
Ministry of Finance

Financial Comptroller General Office
Debt Section

Anamnagar, Kathmandu, Nepal

Monthly disbursement summary of external debt

As on 2076/11/30 (2020-Mar-13)

Fiscal Year: 2076/77 Month: Falgun

In NPR.

SN	Donor:	Upto Previous Month	This Month	Total upto this month
1	ADB	14,639,262,190.88	1,316,960,708.28	15,956,222,899.16
2	China	5,564,319,335.09	211,099,943.35	5,775,419,278.44
3	EIB	1,813,742,150.00		1,813,742,150.00
4	IDA	23,765,131,926.26	953,820,067.08	24,718,951,993.34
5	IFAD	75,687,088.84		75,687,088.84
6	India	7,690,974,333.94	1,059,273,818.97	8,750,248,152.91
7	Japan	4,110,149,180.31	413,792,079.80	4,523,941,260.11
8	Korea	297,913,369.10		297,913,369.10
9	Kuwait	122,691,521.28	202,153,574.87	324,845,096.15
10	OFID	71,557,978.78		71,557,978.78
11	Saudi	65,867,564.34		65,867,564.34
Total		58,217,296,638.82	4,157,100,192.35	62,374,396,831.17

Handwritten signatures and initials:
1. A signature that appears to be "S. K. Singh".
2. A large stylized signature or mark.
3. Another stylized signature or mark.

Government of Nepal
Ministry of Finance

Financial Comptroller General Office

Debt Section

Anamnagar, Kathmandu, Nepal

Monthly disbursement summary of external debt

As on 2076/12/30 (2020-Apr-12)

Fiscal Year: 2076/77 Month: Chaitra

In NPR.

SN	Donor:	Upto Previous Month	This Month	Total upto this month
1	ADB	15,956,222,899.16	1,725,948,388.39	17,682,171,287.55
2	China	5,775,419,278.44		5,775,419,278.44
3	EIB	1,813,742,150.00		1,813,742,150.00
4	IDA	24,718,951,993.34	1,229,095,970.76	25,948,047,964.10
5	IFAD	75,687,088.84	45,688,204.22	121,375,293.06
6	India	8,750,248,152.91	347,548,266.73	9,097,796,419.64
7	Japan	4,523,941,260.11		4,523,941,260.11
8	Korea	297,913,369.10		297,913,369.10
9	Kuwait	324,845,096.15		324,845,096.15
10	OFID	71,557,978.78		71,557,978.78
11	Saudi	65,867,564.34		65,867,564.34
Total		62,374,396,831.17	3,348,280,830.10	65,722,677,661.27

Final

[Signature]

[Signature]

Government of Nepal
Ministry of Finance

Financial Comptroller General Office
Debt Section

Anamnagar, Kathmandu, Nepal

Donorwise Outstanding external debt & Equivalent NPR

As on 2076/12/30 (2020-Apr-12)

Fiscal Year: 2076/77 Month: Chaitra

Donor	Commit. Currency	Opening Balance	In Commitment Currency			Closing Balance	FX Rate	ClosingBalanceNPR
			Disbursement	Principal Payment				
DonorType: Multilateral								
ADB	USD	25,108,993.19	17,624,075.50		42,733,068.69	122.360	5,228,818,284.91	
ADB	SDR	1,348,527,878.56	100,288,254.02	41,882,203.35	1,406,933,929.23	167.150	235,169,006,270.79	
EEC	GBP	447,197.78		23,129.91	424,067.87	152.750	64,776,367.14	
EEC	EUR	1,603,031.20		78,106.90	1,524,924.30	133.880	204,156,865.28	
EEC	DKK	454,567.26		22,255.01	432,312.25	17.930	7,751,358.64	
EIB	USD	17,744,685.30	15,917,000.00	0.00	33,661,685.30	122.360	4,118,843,813.31	
IDA	USD	64,452,448.93		5,451,231.94	59,001,216.99	122.360	7,219,388,910.90	
IDA	SDR	1,922,055,766.81	168,043,986.78	21,482,243.81	2,068,617,509.78	167.150	345,769,416,759.73	
IFAD	USD	2,735,761.74		144,000.00	2,591,761.74	122.360	317,127,966.51	
IFAD	SDR	58,600,267.78	860,907.96	1,082,404.00	58,378,771.74	167.150	9,758,011,696.34	
NDF	EUR	16,927,029.36		434,725.53	16,492,303.83	133.880	2,207,989,636.76	
OFID	USD	66,191,826.41	624,855.30	5,119,396.38	61,697,285.33	122.360	7,549,279,832.98	
Total of Multilateral							617,614,567,763.29	
DonorType: Bilateral								
Austria	EUR	137,447.64		137,447.64	0.00	133.880	0.00	
Belgium	EUR	6,113,017.36		548,326.04	5,564,691.32	133.880	745,000,873.92	
China	RMB	1,154,988,805.84	359,232,023.83	0.00	1,514,220,829.67	17.390	26,332,300,227.96	
France	EUR	2,691,989.49		466,406.41	2,225,583.08	133.880	297,961,062.75	
India	USD	134,624,987.71	80,139,765.66	19,354,838.71	195,409,914.66	122.360	23,910,357,157.80	
Japan	JPY	29,115,884,107.00	4,338,789,694.00	717,763,000.00	32,736,910,801.00	1.129	36,959,972,294.33	
Korea	KRW	63,409,084,510.00	3,127,307,610.00	1,802,061,060.00	64,734,331,060.00	0.101	6,544,640,870.17	
Kuwait	KUD	1,661,526.79	873,979.03	37,000.00	2,498,505.82	393.450	983,037,114.88	
Russia	USD	0.00			0.00	122.360	0.00	
Saudi	SAR	30,409,137.15	2,229,973.94	11,374,597.44	21,264,513.65	32.540	691,947,274.17	
Total of Bilateral							96,465,216,875.98	
Grand Total							714,079,784,639.27	

Government of Nepal
Ministry of Finance
Financial Comptroller General Office
Debt Section

Foreign Exchange Gain/Loss Sheet During 3rd Quarter Reported on 12th April, 2020

DonorType	Donor Name	Currency Name	Opening Balance			Disbursement	Principal Repayment	ClosingBalance			Foreign Exchange Gain/Loss	
			C.C	Fx Rate	NPR			NPR	NPR	C.C.		Fx rate
	1	2	3	4	5	7	9	10	11	12	13=5+7-9-12	
Multilateral	ADB	USD	39,733,068.69	113.68	223,735,548,856.23	3,503,269,423.94	412,503,192.93	42733068.69	122.36	240,397,824,555.70	-13,571,509,468.46	
	ADB	SDR	1,396,742,233.88	156.95				1406933929	167.15			
	EEC	GBP	424,067.87	147.57	262,675,348.85	0.00		424067.87	152.75	276,684,591.07	-14,009,242.22	
	EEC	EUR	1,524,924.30	126.42				1524924.3	133.88			
	EEC	DKK	432,312.25	16.92				432312.25	17.93			
	EIB	USD	17,744,685.30	113.68	2,017,215,824.90	-		33,661,685.30	122.36	4,118,843,813.31	-2,101,627,988.40	
	IDA	USD	60,982,466.96	113.68	327,337,098,018.56	4,511,191,773.45	206,902,963.42	59001216.99	122.36	352,988,805,670.62	-21,347,418,842.04	
	IDA	SDR	2,041,443,843.10	156.95				2068617510	167.15			
	IFAD	USD	2,591,761.74	113.68	9,407,623,158.89	45,688,204.22		2591761.74	122.36	10,075,139,662.85	-621,828,299.74	
	IFAD	SDR	58,063,024.43	156.95				58378771.74	167.15			
	NDF	EUR	16,492,303.83	126.42	2,084,957,050.19	-		16,492,303.83	133.88	2,207,989,636.76	-123,032,586.57	
	OFID	USD	57,604,077.00	113.68	6,548,431,473.36	-	200,566,831.92	61,697,285.33	122.36	7,549,279,832.98	-1,201,415,191.54	
											617,614,567,763.29	
	Bilateral	Austria	EUR	0.00	126.42	0.00	-		0.00	133.88	0.00	0.00
		Belgium	EUR	6,113,017.36	126.42	772,807,654.65	-		5,564,691.32	133.88	745,000,873.92	27,806,780.73
China		RMB	1,501,269,912.90	16.49	24,755,940,863.72	211,099,943.35		1,514,220,829.67	17.39	26,332,300,227.96	-1,365,259,420.89	
France		EUR	2,365,172.58	126.42	299,005,117.56	-	18,709,180.69	2,225,583.08	133.88	297,961,062.75	-17,665,125.88	
India		USD	148,533,274.48	113.68	16,885,262,642.89	1,764,383,227.63		195,409,914.66	122.36	23,910,357,157.80	-5,260,711,287.28	
Japan		JPY	31,032,144,562.00	1.04	32,118,269,621.67	1,353,928,086.29		32,736,910,801.00	1.13	36,959,972,294.33	-3,487,774,586.37	
Korea		KRW	64,734,331,060.00	0.098	6,356,911,310.00	-		64,734,331,060.00	0.10	6,544,640,870.17	-187,729,560.17	
Kuwait		KUD	1,588,519.80	374.51	594,916,550.30	324,845,096.15		2,498,505.82	393.45	983,037,114.88	-63,275,468.43	
Russia		USD	0.00	113.68	0.00	-		0.00	122.36	0.00	0.00	
Saudi		SAR	28,741,124.37	30.30	870,856,068.41	-	214,476,986.13	21,264,513.65	32.54	691,947,274.17	-35,568,191.89	
Total					654,047,519,560.19	11,714,405,755.03	1,053,159,155.09			714,079,784,639.27	-49,371,018,479.14	

Handwritten signature

Handwritten signature

Handwritten signature

Government of Nepal
Ministry of Finance

Financial Comptroller General Office
Debt Section

Anamnagar, Kathmandu, Nepal

Monthly interest payment summary of external debt

As on 2076/12/30 (2020-Apr-12)

Fiscal Year: 2076/77 Month: Chaitra

In NPR.

SN	Donor:	Upto Previous Month	This Month	Total upto this month
1	ADB	825,740,344.85	0.00	825,740,344.85
2	Austria	0.00		0.00
3	Belgium	0.00		0.00
4	China	119,551,487.56	0.00	119,551,487.56
5	EEC	1,031,986.98		1,031,986.98
6	EIB	30,818,473.43		30,818,473.43
7	France	1,761,789.32	580,370.00	2,342,159.32
8	IDA	1,107,351,143.94	0.00	1,107,351,143.94
9	IFAD	39,146,484.76	0.00	39,146,484.76
10	India	163,914,210.67		163,914,210.67
11	Japan	49,311,682.89	0.00	49,311,682.89
12	Korea	16,986,769.93		16,986,769.93
13	Kuwait	8,276,089.52	0.00	8,276,089.52
14	NDF	8,043,545.00		8,043,545.00
15	OFID	115,453,139.96	0.00	115,453,139.96
16	Saudi	19,414,223.90		19,414,223.90
Total		2,506,801,372.71	580,370.00	2,507,381,742.71

Handwritten signature

Handwritten signature

Handwritten signature

Government of Nepal
Ministry of Finance

Financial Comptroller General Office
Debt Section

Anamnagar, Kathmandu, Nepal

Monthly interest payment summary of external debt

As on 2076/11/30 (2020-Mar-13)

Fiscal Year: 2076/77 Month: Falgun *In NPR.*

SN	Donor:	Upto Previous Month	This Month	Total upto this month
1	ADB	812,346,136.19	13,394,208.66	825,740,344.85
2	Austria	0.00		0.00
3	Belgium	0.00		0.00
4	China	119,551,487.56		119,551,487.56
5	EEC	1,031,986.98		1,031,986.98
6	EIB	30,818,473.43		30,818,473.43
7	France	1,761,789.32		1,761,789.32
8	IDA	1,012,713,024.78	94,638,119.16	1,107,351,143.94
9	IFAD	39,146,484.76		39,146,484.76
10	India	163,914,210.67	0.00	163,914,210.67
11	Japan	49,311,682.89		49,311,682.89
12	Korea	16,986,769.93		16,986,769.93
13	Kuwait	8,276,089.52	0.00	8,276,089.52
14	NDF	8,043,545.00		8,043,545.00
15	OFID	94,720,137.32	20,733,002.64	115,453,139.96
16	Saudi	10,185,665.75	9,228,558.15	19,414,223.90
Total		2,368,807,484.10	137,993,888.61	2,506,801,372.71

Binay P

9.

[Signature]

Government of Nepal
Ministry of Finance

Financial Comptroller General Office
Debt Section

Anamnagar, Kathmandu, Nepal

Monthly interest payment summary of external debt

As on 2076/10/29 (2020-Feb-12)

Fiscal Year: 2076/77 Month: Magh *In NPR.*

SN	Donor:	Upto Previous Month	This Month	Total upto this month
1	ADB	785,149,709.02	27,196,427.17	812,346,136.19
2	Austria	0.00		0.00
3	Belgium	0.00		0.00
4	China	119,551,487.56		119,551,487.56
5	EEC	1,031,986.98		1,031,986.98
6	EIB	30,818,473.43		30,818,473.43
7	France	1,761,789.32		1,761,789.32
8	IDA	946,817,151.22	65,895,873.56	1,012,713,024.78
9	IFAD	39,146,484.76		39,146,484.76
10	India	149,138,853.15	14,775,357.52	163,914,210.67
11	Japan	49,311,682.89		49,311,682.89
12	Korea	16,986,769.93		16,986,769.93
13	Kuwait	8,276,089.52		8,276,089.52
14	NDF	8,043,545.00		8,043,545.00
15	OFID	92,604,772.47	2,115,364.85	94,720,137.32
16	Saudi	10,185,665.75		10,185,665.75
Total		2,258,824,461.00	109,983,023.10	2,368,807,484.10

Handwritten signature

Handwritten signature

Handwritten signature

Government of Nepal
Ministry of Finance
Financial Comptroller General Office
Debt Management Section

Summary of Domestic Borrowing (Loan Typewise)

Fiscal Year: 2076/77

S.N.	LoanSubTypeDescEN	Opening Loan Balance	New loan issue in current fiscal year	Total Loan	Amount paid during current fiscal year			Adjustment*	Outstanding Domestic Borrowings
					Interest	Principal	Total Expenditure		
1	Rastriya Bachat Patra	0.00		0.00					
	<i>Total of Rastriya Bachat Patra</i>	<i>0.00</i>	<i>0.00</i>	<i>0.00</i>	<i>0.00</i>	<i>0.00</i>	<i>0.00</i>	<i>0.00</i>	<i>0.00</i>
2	Nagarik Bachat Patra	8,376,160,000.00		8,376,160,000.00	563,012,775.00				
	<i>Total of Nagarik Bachat Patra</i>	<i>8,376,160,000.00</i>	<i>0.00</i>	<i>8,376,160,000.00</i>	<i>563,012,775.00</i>	<i>0.00</i>	<i>0.00</i>	<i>0.00</i>	<i>8,376,160,000.00</i>
3	Development Bond	297,347,000,000.00	30,000,000,000.00	327,347,000,000.00	9,834,877,500.00	2,400,000,000.00	12,234,877,500.00		
	<i>Total of Development Bond</i>	<i>297,347,000,000.00</i>	<i>30,000,000,000.00</i>	<i>327,347,000,000.00</i>	<i>9,834,877,500.00</i>	<i>2,400,000,000.00</i>	<i>12,234,877,500.00</i>	<i>0.00</i>	<i>324,947,000,000.00</i>
4	Special Loan (RBB Building)	0.00		0.00					
5	Special Loan (Duty)	0.00		0.00					
	<i>Total of Special Loan</i>	<i>0.00</i>	<i>0.00</i>	<i>0.00</i>	<i>0.00</i>	<i>0.00</i>	<i>0.00</i>	<i>0.00</i>	<i>0.00</i>
6	Foreign Employment Bond	451,545,000.00	4,220,000.00	455,765,000.00	27,424,547.23		27,424,547.23		
	<i>Total of Foreign Employment Bond</i>	<i>451,545,000.00</i>	<i>4,220,000.00</i>	<i>455,765,000.00</i>	<i>27,424,547.23</i>	<i>0.00</i>	<i>27,424,547.23</i>	<i>0.00</i>	<i>455,765,000.00</i>
7	IMF Value Adjustment	262,837,717.71	260,548,219.95	523,385,937.66					
	<i>Total of IMF Value Adjustment</i>	<i>262,837,717.71</i>	<i>260,548,219.95</i>	<i>523,385,937.66</i>	<i>0.00</i>	<i>0.00</i>	<i>0.00</i>	<i>0.00</i>	<i>523,385,937.66</i>
8	Treasury Bills-364 days interest based	16,019,932,474.25	0.00	16,019,932,474.25	669,526,462.24	0.00	669,526,462.24		
9	Treasury Bills-364 days discount based	58,891,125,000.00	5,000,000,000.00	63,891,125,000.00	1,277,455,539.89	12,565,917,020.11	13,843,372,560.00	-355207979.89	50,970,000,000.00
10	Treasury Bills-182 days discount based	41,298,680,000.00	20,000,000,000.00	61,298,680,000.00	1,219,237,743.47	7,381,958,170.96	8,601,195,914.43	-41721829.04	53,875,000,000.00
11	Treasury Bills-91 days discount based	30,583,200,000.00	0.00	30,583,200,000.00	816,587,398.72	4,206,009,352.00	5,022,596,750.72	-23990648	26,353,200,000.00
12	Treasury Bills-28 days discount based	0.00	0.00	0.00	29,201,050.00	0.00	29,201,050.00	0	0.00
	<i>Total of Treasury Bills</i>	<i>146,792,937,474.25</i>	<i>25,000,000,000.00</i>	<i>171,792,937,474.25</i>	<i>4,012,008,194.32</i>	<i>24,153,884,543.07</i>	<i>28,165,892,737.39</i>	<i>-420,920,456.93</i>	<i>147,218,132,474.25</i>
13	National Loan Commission	0.00		0.00	59,552,000.58		59,552,000.58		
	<i>Total of National Loan Commission</i>	<i>0.00</i>	<i>0.00</i>	<i>0.00</i>	<i>59,552,000.58</i>	<i>0.00</i>	<i>59,552,000.58</i>	<i>0.00</i>	<i>0.00</i>
	Grand Total	453,230,480,191.96	55,264,768,219.95	508,495,248,411.91	14,496,875,017.13	26,553,884,543.07	41,050,759,560.20	-420,920,456.93	481,520,443,411.91

*For principal adjustment of Treasury Bills when principal is repaid.

Signature

Signature

Signature