



Government of Nepal
Ministry of Finance
Financial Comptroller General Office
Anamnagar, Kathmandu

Quarterly Debt Position of Government of Nepal (GoN)
4th Quarter as on 2077/03/31 (July 15, 2020)

1. Debt position

The total debt status of Government of Nepal for the 4th quarter of F/Y 2076/77 has increased by 18.73% whereas external debt has increased by 12.84 % and internal debt has increased by 27.46 %.

The total government debt amounts to Rs. 1419.56 billion with an increment of 18.73 %. Out of this amount, external debt is Rs. 805.82 billion and internal debt is Rs. 613.73 billion.

During this quarter, total increment of external loan is NPR 91.74 billion (with 12.84% increment). Out of which NPR 5.00 Billion is because of foreign exchange loss (shown in Annexes) and rest is due to net disbursement (Disbursement – Principal Payment).

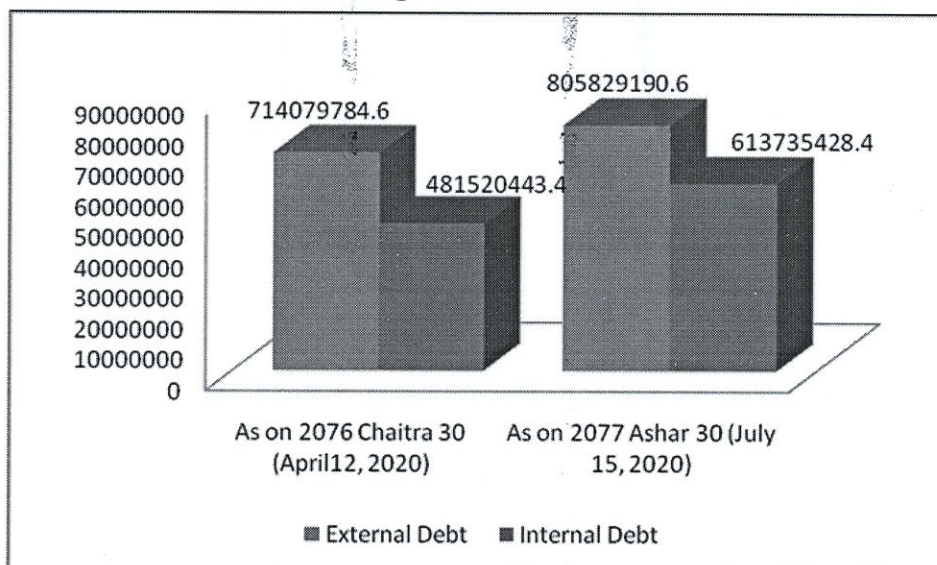
Table no. 1
Debt position

S.N.		As on 2076 Chaitra 30 (April 12, 2020)	As on 2077 Ashar 30 (July 15, 2020)	Increase/ Decrease	Increase/ Decrease %
1	External Debt	714079784.6	805829190.6	91749405.96	12.84%
2	Internal Debt	481520443.4	* 613735428.4	132214985.00	27.46%
	Total	1195600228	1419564619	223964390.96	18.73%

In Rs. 000

*includes 523,385.9 thousands IMF Value Adjustment.

Outstanding Debt Position Chart



2. Debt to GDP ratio

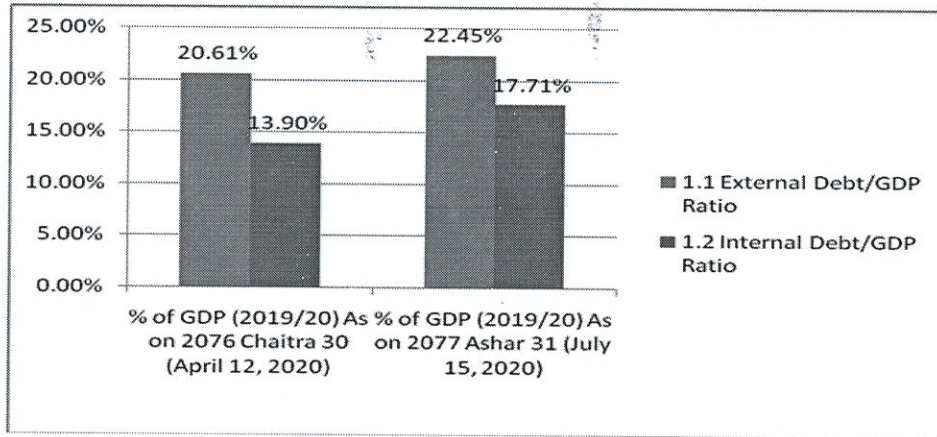
At the end of 3rd quarter of F/Y 2076/077, the total debt to GDP ratio was 34.51% where external debt to GDP was 20.61% and internal debt to GDP was 13.90%. At the end 4th quarter of F/Y 2076/077 (as on 15 July, 2020), the debt to GDP ratio is 40.16% consisting 22.45% external/GDP ratio and 17.71% internal/GDP ratio while taking into account last fiscal year GDP . It shows slightly increase in external debt to GDP ratio and slightly increase in internal debt to GDP ratio by 1.84% and 3.81% respectively.

Table no. 2
Debt to GDP Ratio

In Rs. 000

S.N.		% of GDP (2019/20) As on 2076 Chaitra 30 (April 12, 2020)	% of GDP (2019/20) As on 2076 Ashar 31 (July 15, 2020)	Increase/Decrease
1	Debt/GDP Ratio	34.51%	40.16%	5.65%
	1.1 External Debt/GDP Ratio	20.61%	22.45%	1.84%
	1.2 Internal Debt/GDP Ratio	13.90%	17.71%	3.81%
	GDP as per Economic Survey F/Y 2075/076 (MoF) in Rs. '000	3,464,319,000		

Debt to GDP Ratio



Note : To calculate Debt to GDP ratio GDP is taken as Rs. 3,464,319,000(Economy Survey 2018/2019)

3. Receipt of debt

The total debt receipt as of the 4th quarter of Fiscal Year 2076/77 is Rs. 357.47 billion which is from both external and internal sources. The rollover of treasury bills (domestic borrowings) is not considered as new issue. The receipt of external debt from multilateral sources amounts to Rs. 141.01 billion which is 86.74 % of total external debt receipt whereas 13.26 % has been received from bilateral sources. The internal debt of Rs. 194.90 billion is greater than external debt by Rs. 32.33 billion. The internal debt comprise 47.72% Treasury bills and rest from other bonds.

Table no. 3
Receipt of debt (Rs.)
As on 2077/03/31 (July 15, 2020)

In Rs. 000			
S.N.	Description	Amount	%
1	External Debt	162576303.29	100%
1.1	Multilateral	141015161.60	86.74%
1.2	Bilateral	21561141.68	13.26%
2	Internal Debt	194902898.21	100%
2.1	Treasury bills	93000000.00	47.72%
2.2	Other bonds(including IMF Value Adjustment)	101902898.21	52.28%
	Total	357479201.50	

4. Debt servicing


Debt servicing status of this quarter is depicted in the table 4. Total debt servicing as of the 4th quarter of Fiscal Year 2076/77 is Rs. 83.59 billion out of which Rs. 54.79 billion i.e. 65.55 % is for internal debt and remaining Rs. 28.79 billion i.e. 34.45 % is for external debt.

As regards to principal repayment, Rs. 23.56 billion has been repaid to the external creditors and Rs. 33.97 billion has been repaid to domestic creditors as of the 4th quarter. Hence total principal repayment amounts to Rs. 57.53 billion. The total interest payment is Rs. 26.06 billion out of which 5.23 billion and 20.82 billion has been paid to external and internal creditors respectively.

Table no. 4
Debt servicing (Rs.)
As on 2077/03/31 (July 15, 2020)

In Rs. 000

S.N.	Description	Principal	Interest	Total	%
1	External Debt	23560447.63	5237725.76	28798173.39	34.45%
2	Internal Debt	33977029.54	20822547.05	54799576.59	65.55%
	Total	57537477.17	26060272.81	83597749.98	100%

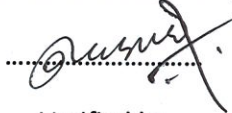


• This report is based on the data received up to July 15, 2020.


.....


Prepared by

Accounts Officer


.....

Verified by

Deputy Financial Comptroller
General


.....

Recommended by

Joint Financial Comptroller
General


.....

Approved by

4
Financial Comptroller
General

Annexes

Government of Nepal
Ministry of Finance

Financial Comptroller General Office

Debt Section

Anamnagar, Kathmandu, Nepal

Monthly disbursement summary of external debt

As on 2077/01/31 (2020-May-13)

Fiscal Year: 2076/77 Month: Baisakh

In NPR.

SN	Donor:	Upto Previous Month	This Month	Total upto this month
1	ADB	17,681,781,765.09	1,207,895,488.18	18,889,677,253.27
2	China	5,775,419,278.44		5,775,419,278.44
3	EIB	1,813,742,150.00		1,813,742,150.00
4	IDA	26,950,765,396.27	277,222,655.89	27,227,988,052.16
5	IFAD	121,375,293.06		121,375,293.06
6	IMF		25,504,520,000.00	25,504,520,000.00
7	India	9,348,834,029.84	453,135,320.24	9,801,969,350.08
8	Japan	4,652,080,521.68		4,652,080,521.68
9	Korea	297,913,369.10		297,913,369.10
10	Kuwait	324,845,096.15		324,845,096.15
11	OFID	522,417,650.58		522,417,650.58
12	Saudi	65,867,564.34		65,867,564.34
Total		67,555,042,114.55	27,442,773,464.31	94,997,815,578.86

Government of Nepal
Ministry of Finance

Financial Comptroller General Office
Debt Section

Anamnagar, Kathmandu, Nepal

Monthly disbursement summary of external debt

As on 2077/02/32 (2020-Jun-14)

Fiscal Year: 2076/77 Month: Jestha

In NPR.

SN	Donor:	Upto Previous Month	This Month	Total upto this month
1	ADB	18,889,677,253.27	985,326,711.16	19,875,003,964.43
2	China	5,775,419,278.44		5,775,419,278.44
3	EIB	1,813,742,150.00		1,813,742,150.00
4	IDA	27,227,988,052.16	3,531,675,994.26	30,759,664,046.42
5	IFAD	121,375,293.06		121,375,293.06
6	IMF	25,504,520,000.00		25,504,520,000.00
7	India	9,801,969,350.08	213,054,318.18	10,015,023,668.26
8	Japan	4,652,080,521.68		4,652,080,521.68
9	Korea	297,913,369.10		297,913,369.10
10	Kuwait	324,845,096.15		324,845,096.15
11	OFID	522,417,650.58		522,417,650.58
12	Saudi	65,867,564.34		65,867,564.34
Total		94,997,815,578.86	4,730,057,023.60	99,727,872,602.46



Government of Nepal
Ministry of Finance

Financial Comptroller General Office
Debt Section

Anamnagar, Kathmandu, Nepal

Monthly disbursement summary of external debt

As on 2077/03/31 (2020-Jul-15)

Fiscal Year: 2076/77 Month: Aashadh

In NPR.

SN	Donor:	Upto Previous Month	This Month	Total upto this month
1	ADB	19,875,003,964.43	33,525,215,288.01	53,400,219,252.44
2	China	5,775,419,278.44		5,775,419,278.44
3	EIB	1,813,742,150.00		1,813,742,150.00
4	IDA	30,759,664,046.42	28,823,757,405.54	59,583,421,451.96
5	IFAD	121,375,293.06	69,465,807.11	190,841,100.17
6	IMF	25,504,520,000.00		25,504,520,000.00
7	India	10,015,023,668.26	429,992,187.34	10,445,015,855.60
8	Japan	4,652,080,521.68		4,652,080,521.68
9	Korea	297,913,369.10		297,913,369.10
10	Kuwait	324,845,096.15		324,845,096.15
11	OFID	522,417,650.58		522,417,650.58
12	Saudi	65,867,564.34		65,867,564.34
Total		99,727,872,602.46	62,848,430,688.00	162,576,303,290.46

Government of Nepal
Ministry of Finance

Financial Comptroller General Office
Debt Section

Anamnagar, Kathmandu, Nepal

Monthly principal repayment summary of external debt

As on 2077/01/31 (2020-May-13)

Fiscal Year: 2076/77 Month: Baisakh

In NPR.

SN	Donor:	Upto Previous Month	This Month	Total upto this month
1	ADB	6,621,347,475.02	848,554,445.52	7,469,901,920.54
2	Austria	17,620,787.45		17,620,787.45
3	Belgium	67,986,945.70		67,986,945.70
4	China	0.00		0.00
5	EEC	13,497,685.76		13,497,685.76
6	EIB	0.00		0.00
7	France	59,969,018.32		59,969,018.32
8	IDA	4,027,059,406.98	1,415,412,024.25	5,442,471,431.23
9	IFAD	187,659,628.05	17,654,316.73	205,313,944.78
10	India	2,220,806,286.27	390,225,806.26	2,611,032,092.53
11	Japan	760,549,974.00	444,853,080.00	1,205,403,054.00
12	Korea	176,714,268.64	159,337,483.76	336,051,752.40
13	Kuwait	17,046,640.00		17,046,640.00
14	NDF	55,210,142.31	57,761,981.17	112,972,123.48
15	OFID	586,332,322.12		586,332,322.12
16	Saudi	371,117,260.39		371,117,260.39
Total		15,182,917,841.01	3,333,799,137.69	18,516,716,978.70

Government of Nepal
Ministry of Finance

Financial Comptroller General Office

Debt Section

Anamnagar, Kathmandu, Nepal

Monthly principal repayment summary of external debt

As on 2077/02/32 (2020-Jun-14)

Fiscal Year: 2076/77 Month: Jestha

In NPR.

SN	Donor:	Upto Previous Month	This Month	Total upto this month
1	ADB	7,469,901,920.54	1,428,081,748.37	8,897,983,668.91
2	Austria	17,620,787.45		17,620,787.45
3	Belgium	67,986,945.70		67,986,945.70
4	China	0.00		0.00
5	EEC	13,497,685.76		13,497,685.76
6	EIB	0.00		0.00
7	France	59,969,018.32		59,969,018.32
8	IDA	5,442,471,431.23	720,452,071.87	6,162,923,503.10
9	IFAD	205,313,944.78	126,316,697.07	331,630,641.85
10	India	2,611,032,092.53		2,611,032,092.53
11	Japan	1,205,403,054.00		1,205,403,054.00
12	Korea	336,051,752.40		336,051,752.40
13	Kuwait	17,046,640.00		17,046,640.00
14	NDF	112,972,123.48		112,972,123.48
15	OFID	586,332,322.12	40,426,262.40	626,758,584.52
16	Saudi	371,117,260.39		371,117,260.39
Total		18,516,716,978.70	2,315,276,779.71	20,831,993,758.41

Government of Nepal
Ministry of Finance

Financial Comptroller General Office
Debt Section

Anamnagar, Kathmandu, Nepal



Monthly principal repayment summary of external debt

As on 2077/03/31 (2020-Jul-15)

Fiscal Year: 2076/77 Month: Aashadh

In NPR.

SN	Donor:	Upto Previous Month	This Month	Total upto this month
1	ADB	8,897,983,668.91	1,939,573,003.40	10,837,556,672.31
2	Austria	17,620,787.45		17,620,787.45
3	Belgium	67,986,945.70		67,986,945.70
4	China	0.00		0.00
5	EEC	13,497,685.76		13,497,685.76
6	EIB	0.00		0.00
7	France	59,969,018.32		59,969,018.32
8	IDA	6,162,923,503.10	569,113,310.57	6,732,036,813.67
9	IFAD	331,630,641.85		331,630,641.85
10	India	2,611,032,092.53		2,611,032,092.53
11	Japan	1,205,403,054.00		1,205,403,054.00
12	Korea	336,051,752.40		336,051,752.40
13	Kuwait	17,046,640.00	17,930,770.00	34,977,410.00
14	NDF	112,972,123.48		112,972,123.48
15	OFID	626,758,584.52	201,836,788.50	828,595,373.02
16	Saudi	371,117,260.39		371,117,260.39
Total		20,831,993,758.41	2,728,453,872.47	23,560,447,630.88



Government of Nepal

Ministry of Finance

Financial Comptroller General Office

Debt Section

Anamnagar, Kathmandu, Nepal

Monthly interest payment summary of external debt

As on 2077/01/31 (2020-May-13)

Fiscal Year: 2076/77 Month: Baisakh

In NPR.

SN	Donor:	Upto Previous Month	This Month	Total upto this month
1	ADB	987,268,923.88	168,339,765.36	1,155,608,689.24
2	Austria	0.00		0.00
3	Belgium	0.00		0.00
4	China	339,643,049.05		339,643,049.05
5	EEC	1,031,986.98		1,031,986.98
6	EIB	84,079,619.33		84,079,619.33
7	France	2,342,159.32		2,342,159.32
8	IDA	1,377,217,138.03	226,779,847.03	1,603,996,985.06
9	IFAD	40,878,999.08	2,317,120.78	43,196,119.86
10	India	293,280,173.68	52,424,551.00	345,704,724.68
11	Japan	66,947,275.08	26,825,352.54	93,772,627.62
12	Korea	16,986,769.93	15,306,202.84	32,292,972.77
13	Kuwait	14,573,214.25		14,573,214.25
14	NDF	8,043,545.00	8,198,714.12	16,242,259.12
15	OFID	117,132,522.95		117,132,522.95
16	Saudi	19,805,618.35		19,805,618.35
Total		3,369,230,994.91	500,191,553.67	3,869,422,548.58



Government of Nepal

Ministry of Finance

Financial Comptroller General Office

Debt Section

Anamnagar, Kathmandu, Nepal

Monthly interest payment summary of external debt

As on 2077/02/32 (2020-Jun-14)

Fiscal Year: 2076/77 Month: Jestha

In NPR.

SN	Donor:	Upto Previous Month	This Month	Total upto this month
1	ADB	1,155,608,689.24	229,307,380.42	1,384,916,069.66
2	Austria	0.00		0.00
3	Belgium	0.00		0.00
4	China	339,643,049.05		339,643,049.05
5	EEC	1,031,986.98		1,031,986.98
6	EIB	84,079,619.33		84,079,619.33
7	France	2,342,159.32		2,342,159.32
8	IDA	1,603,996,985.06	307,265,298.19	1,911,262,283.25
9	IFAD	43,196,119.86	31,063,481.14	74,259,601.00
10	India	345,704,724.68		345,704,724.68
11	Japan	93,772,627.62		93,772,627.62
12	Korea	32,292,972.77		32,292,972.77
13	Kuwait	14,573,214.25		14,573,214.25
14	NDF	16,242,259.12		16,242,259.12
15	OFID	117,132,522.95	5,324,259.92	122,456,782.87
16	Saudi	19,805,618.35		19,805,618.35
Total		3,869,422,548.58	572,960,419.67	4,442,382,968.25

Government of Nepal

Ministry of Finance

Financial Comptroller General Office

Debt Section

Anamnagar, Kathmandu, Nepal



Monthly interest payment summary of external debt


As on 2077/03/31 (2020-Jul-15)

Fiscal Year: 2076/77 Month: Aashadh

In NPR.

SN	Donor:	Upto Previous Month	This Month	Total upto this month
1	ADB	1,384,916,069.66	405,923,343.47	1,790,839,413.13
2	Austria	0.00		0.00
3	Belgium	0.00		0.00
4	China	339,643,049.05		339,643,049.05
5	EEC	1,031,986.98		1,031,986.98
6	EIB	84,079,619.33		84,079,619.33
7	France	2,342,159.32		2,342,159.32
8	IDA	1,911,262,283.25	346,386,667.08	2,257,648,950.33
9	IFAD	74,259,601.00		74,259,601.00
10	India	345,704,724.68		345,704,724.68
11	Japan	93,772,627.62		93,772,627.62
12	Korea	32,292,972.77		32,292,972.77
13	Kuwait	14,573,214.25	2,144,864.88	16,718,079.13
14	NDF	16,242,259.12		16,242,259.12
15	OFID	122,456,782.87	40,887,920.60	163,344,703.47
16	Saudi	19,805,618.35		19,805,618.35
Total		4,442,382,968.25	795,342,796.03	5,237,725,764.28



Government of Nepal
Ministry of Finance

Financial Comptroller General Office

Debt Section

Anamnagar, Kathmandu, Nepal

Donorwise Outstanding external debt & Equivalent NPR

As on 2077/03/31 (2020-Jul-15)

Fiscal Year: 2076/77 Month: Aashadh

Donor	Commit. Currency	In Commitment Currency			Closing Balance	FX Rate	ClosingBalanceNPR
		Opening Balance	Disbursement	Principal Payment			
DonorType: Multilateral							
ADB	USD	25,108,993.19	287,207,287.51	0.00	312,316,280.70	120.970	37,780,900,476.28
ADB	SDR	1,348,247,198.75	118,946,198.43	70,354,263.98	1,396,839,133.20	168.190	234,934,373,812.91
EEC	GBP	447,197.78		23,129.91	424,067.87	151.440	64,220,838.23
EEC	EUR	1,603,031.20		78,106.90	1,524,924.30	137.490	209,661,842.01
EEC	DKK	454,567.26		22,255.01	432,312.25	18.470	7,984,807.26
EIB	USD	17,744,685.30	15,917,000.00	0.00	33,661,685.30	120.970	4,072,054,070.74
IDA	USD	64,452,448.93	9,818,229.09	7,449,963.94	66,820,714.08	120.970	8,083,301,782.26
IDA	SDR	1,918,966,060.71	364,896,004.38	36,279,075.04	2,247,582,990.05	168.190	378,020,983,096.51
IFAD	USD	2,735,761.74		144,000.00	2,591,761.74	120.970	313,525,417.69
IFAD	SDR	58,600,267.78	1,275,932.12	2,230,720.12	57,645,479.78	168.190	9,695,393,244.20
IMF	SDR	0.00	156,900,000.00		156,900,000.00	168.190	26,389,011,000.00
NDF	EUR	16,927,029.36		869,451.06	16,057,578.30	137.490	2,207,756,440.47
OFID	USD	66,191,826.41	4,337,612.15	7,113,606.38	63,415,832.18	120.970	7,671,413,218.81
Total of Multilateral							709,450,580,047.36
DonorType: Bilateral							
Austria	EUR	137,447.64		137,447.64	0.00	137.490	0.00
Belgium	EUR	6,113,017.36		548,326.04	5,564,691.32	137.490	765,089,409.59
China	RMB	1,154,988,805.84	359,232,023.83	0.00	1,514,220,829.67	17.240	26,105,167,103.51
France	EUR	2,691,989.49		466,406.41	2,225,583.08	137.490	305,995,417.67
India	USD	134,624,987.71	91,348,529.36	22,643,638.87	203,329,878.20	120.970	24,596,815,365.85
Japan	JPY	29,115,884,107.00	4,482,452,883.00	1,107,985,000.00	32,490,351,990.00	1.127	36,616,626,692.73
Korea	KRW	63,409,084,510.00	3,127,307,610.00	3,375,126,120.00	63,161,266,000.00	0.100	6,335,074,979.80
Kuwait	KUD	1,661,526.79	873,979.03	74,000.00	2,461,505.82	393.280	968,061,008.89
Russia	USD	0.00			0.00	120.970	0.00
Saudi	SAR	30,409,137.15	2,229,973.94	11,374,597.44	21,264,513.65	32.250	685,780,565.21
Total of Bilateral							96,378,610,543.25
Grand Total							805,829,190,590.61

Financial Comptroller General Office

Debt Section

Foreign Exchange Gain/Loss Sheet During 4th Quarter Reported on 15th July, 2020

Donor Type	Donor Name	Currency Name	Opening Balance			Disbursement	Principal Repayment	Closing Balance			Foreign Exchange Gain/Loss
			C.C.	Fx Rate	NPR			C.C.	Fx rate	NPR	
Multilateral	1	2	3	4	5	7	9	10	11	12	13=5+7-9-12
	ADB	USD	42733068.69	122.36	240,397,824,555.70	35,718,437,487.35	4,216,209,197.29	312316280.7	120.97	272,715,274,289.19	-815,221,443.42
	ADB	SDR	1406933929	167.15				1396839133	168.19		
	EEC	GBP	424067.87	152.75				424067.87	151.44		
	EEC	EUR	1524924.3	133.88	276,684,591.07			1524924.3	137.49	281,867,487.50	-5,182,896.43
	EEC	DKK	432312.25	17.93				432312.25	18.47		
	EIB	USD	33,661,685.30	122.36	4,118,843,813.31			33,661,685.30	120.97	4,072,054,070.74	46,789,742.57
	IDA	USD	59001216.99	122.36	352,988,805,670.62	32,632,656,055.69	2,704,977,406.69	66820714.08	120.97	386,104,284,878.77	-3,187,800,559.14
	IDA	SDR	2068617510	167.15				2247582990	168.19		
	IFAD	USD	2591761.74	122.36	10,075,139,662.85	69,465,807.11	143,971,013.80	2591761.74	120.97	10,008,918,661.89	-8,284,205.73
	IFAD	SDR	5837871.74	167.15				57645479.78	168.19		
	IMF	SDR	0		0.00	25,504,520,000.00		156,900,000.00	168.19	26,389,011,000.00	-884,491,000.00
	NDF	EUR	16,492,303.83	133.88	2,207,989,636.76		57,761,981.17	16,057,578.30	137.49	2,207,756,440.47	-57,528,784.88
	OFID	USD	61,697,285.33	122.36	7,549,279,832.98		242,263,050.90	63415832.18	120.97	7,671,413,218.81	-364,396,436.74
					617,614,567,763.29					709,450,580,047.36	
Bilateral											
	Austria	EUR	0.00	133.88	0.00			0.00	137.49	0.00	0.00
	Belgium	EUR	5,564,691.32	133.88	745,000,873.92			5,564,691.32	137.49	765,089,409.59	-20,088,535.67
	China	RMB	1,514,220,829.67	17.39	26,332,300,227.96			1,514,220,829.67	17.24	26,105,167,103.51	227,133,124.45
	France	EUR	2,225,583.08	133.88	297,961,062.75			2,225,583.08	137.49	305,995,417.67	-8,034,354.92
	India	USD	195,409,914.66	122.36	23,910,357,157.80	1,096,181,825.76	390,225,806.26	203,329,878.20	120.97	24,596,815,365.85	19,497,811.44
	Japan	JPY	32,736,910,801.00	1.13	36,959,972,294.33		444,853,080.00	32,490,351,990.00	1.13	36,616,626,692.73	-101,507,478.40
	Korea	KRW	64,734,331,060.00	0.10	6,544,640,870.17		159,337,483.76	63,161,266,000.00	0.10	6,335,074,979.80	50,228,406.61
	Kuwait	KUD	2,498,505.82	393.45	983,037,114.88		17,930,770.00	2,461,505.82	393.28	968,061,008.89	-2,954,664.01
	Russia	USD	0.00	122.36	0.00			0.00	120.97	0.00	0.00
	Saudi	SAR	21,264,513.65	32.54	691,947,274.17			21,264,513.65	32.25	685,780,565.21	6,166,708.96
					96,465,216,875.98					96,378,610,543.25	
	Total				714,079,784,639.27	95,021,261,175.91	8,377,529,789.87			805,829,190,590.61	-5,105,674,565.31

[Handwritten signature]

Government of Nepal
Ministry of Finance
Financial Comptroller General Office
Debt Management Section

Summary of Domestic Borrowing (Loan Typewise)

Fiscal Year: 2076/77

S.N.	LoanSubTypeDescEN	Opening Loan Balance	New loan issue in current fiscal year	Total Loan	Amount paid during current fiscal year			Adjustment*	Outstanding Domestic Borrowings
					Interest	Principal	Total Expenditure		
1	Rastriya Bachat Patra	0.00	0.00	0.00	0.00	0.00	0.00	0	0.00
	Total of Rastriya Bachat Patra	0.00	0.00	0.00	0.00	0.00	0.00	0.00	0.00
2	Nagarik Bachat Patra	8,376,160,000.00	1,605,230,000.00	9,981,390,000.00	693,924,270.00	2,339,430,000.00	3,033,354,270.00	0	7,641,960,000.00
	Total of Nagarik Bachat Patra	8,376,160,000.00	1,605,230,000.00	9,981,390,000.00	693,924,270.00	2,339,430,000.00	3,033,354,270.00	0.00	7,641,960,000.00
3	Development Bond	297,347,000,000.00	100,000,000,000.00	397,347,000,000.00	14,314,955,000.00	7,400,000,000.00	21,714,955,000.00	0	389,947,000,000.00
	Total of Development Bond	297,347,000,000.00	100,000,000,000.00	397,347,000,000.00	14,314,955,000.00	7,400,000,000.00	21,714,955,000.00	0.00	389,947,000,000.00
4	Special Loan (RBB Building)	0.00	0.00	0.00	0.00	0.00	0.00	0	0.00
5	Special Loan (Duty)	0.00	0.00	0.00	0.00	0.00	0.00	0	0.00
	Total of Special Loan	0.00	0.00	0.00	0.00	0.00	0.00	0.00	0.00
6	Foreign Employment Bond	451,545,000.00	37,120,000.00	488,665,000.00	42,085,394.48	83,715,000.00	125,800,394.48	0	404,950,000.00
	Total of Foreign Employment Bond	451,545,000.00	37,120,000.00	488,665,000.00	42,085,394.48	83,715,000.00	125,800,394.48	0.00	404,950,000.00
7	IMF Value Adjustment	262,837,717.71	260,548,219.95	523,385,937.66	0.00	0.00	0.00	0	523,385,937.66
	Total of IMF Value Adjustment	262,837,717.71	260,548,219.95	523,385,937.66	0.00	0.00	0.00	0.00	523,385,937.66
8	Treasury Bills-364 days interest based	16,019,932,474.25	0.00	16,019,932,474.25	669,633,177.41	0.00	669,633,177.41	0	16,019,932,474.25
9	Treasury Bills-364 days discount based	58,891,125,000.00	18,000,000,000.00	76,891,125,000.00	2,185,631,894.89	12,565,917,020.11	14,751,548,915.00	-355207979.89	63,970,000,000.00
10	Treasury Bills-182 days discount based	41,298,680,000.00	50,000,000,000.00	91,298,680,000.00	1,738,415,533.02	7,381,958,170.96	9,120,373,703.98	-41721829.04	83,875,000,000.00
11	Treasury Bills-91 days discount based	30,583,200,000.00	20,000,000,000.00	50,583,200,000.00	1,026,432,135.52	4,206,009,352.00	5,232,441,487.52	-23990648	46,353,200,000.00
12	Treasury Bills-28 days discount based	0.00	5,000,000,000.00	5,000,000,000.00	29,201,050.00	0.00	29,201,050.00	0	5,000,000,000.00
	Total of Treasury Bills	146,792,937,474.25	93,000,000,000.00	239,792,937,474.25	5,649,313,790.84	24,153,884,543.07	29,803,198,333.91	-420,920,456.93	215,218,132,474.25
13	National Loan Commission	0.00	0.00	0.00	122,268,592.84	0.00	122,268,592.84	0	0.00
	Total of National Loan Commission	0.00	0.00	0.00	122,268,592.84	0.00	122,268,592.84	0.00	0.00
	Grand Total	453,230,480,191.96	194,902,898,219.95	648,133,378,411.91	20,822,547,048.16	33,977,029,543.07	54,799,576,591.23	-420,920,456.93	613,735,428,411.91

*For principal adjustment of Treasury Bills when principal is repaid.

नेपाल सरकार
अर्थ मन्त्रालय
महालेखा नियन्त्रक कार्यालय
अनामनगर, काठमाडौं

आर्थिक वर्ष- २०७६/७७

महिना- आषाढ

खर्चको फांटवारी-आन्तरिक ऋणको सांवा भुक्तानी

म.ले.प.फा.नं. १३

बजेट उपशीर्षक नं.	यस महिनाको खर्च	यस महिना सम्मको निकास	रकम नं.	विवरण	विनियोजित बजेट	यस महिनासम्मको खर्च	वांकी
५०२००००१५राष्ट्रिय वचतपत्र	८३,७१५,०००.००	०.००	३३१९५	ऋणपत्र मार्फत प्राप्त ऋण सांवा- भुक्तानी	२,४२३,१४५,०००.००	२,४२३,१४५,०००.००	०.००
५०२००००२५विकास ऋणपत्र सांवा	०.००	०.००	३३१९५	ऋणपत्र मार्फत प्राप्त ऋण सांवा- भुक्तानी	७,४००,०००,०००.००	७,४००,०००,०००.००	०.००
५०२००००३५ट्रेजरी विलको सांवा भुक्तानी	०.००	०.००	३३१९५	ऋणपत्र मार्फत प्राप्त ऋण सांवा- भुक्तानी	२७,९९९,९५५,०००.००	२४,१५३,८८४,५४३.०७	३,८४६,०७०,४५६.९३
	८३,७१५,०००.००	०.००		जम्मा	३७,८२३,१००,०००.००	३३,९७७,०२९,५४३.०७	३,८४६,०७०,४५६.९३

कोषको अवस्था

बैंकको नाम : नेपाल राष्ट्र बैंक
जम्मा जम्मी निकासः ०.००
जम्मा जम्मी खर्चः ३३९७७०२९५४३.०७
की : ०.००
पेशकी कटाई वांकी खर्चः ३३९७७०२९५४३.०७

बैंक खाता नं. : एकल कोष खाता
बैंक मौज्जातः -२४१५३८८४५४३.०७
दाखिला गर्न वांकीः ०.००

नेपाल सरकार
अर्थ मन्त्रालय
महालेखा नियन्त्रक कार्यालय
अनामनगर, काठमाडौं

आर्थिक वर्ष- २०७६/७७

महिना- आषाढ

खर्चको फांटवारी-आन्तरिक ऋणको व्याज भुक्तानी

म.ले.प.फा.नं. १३

बजेट उपशीर्षक नं.	यस महिनाको खर्च	यस महिना सम्मको निकास	रकम नं.	विवरण	विनियोजित बजेट	यस महिनासम्मको खर्च	वांकी
५०२०१००१ राष्ट्रिय बचतपत्र आन्तरिक	२१,५१०,७६७.२५	०.००	२४२११	आन्तरिक ऋणको व्याज	१,१०९,२००,०००.००	७३१,९०४,२६४.४८	३७७,२९५,७३५.५२
५०२०१००२ विकास ऋणपत्र आन्तरिक	१,०१७,७००,०००.००	०.००	२४२११	आन्तरिक ऋणको व्याज	१४,३५५,१००,०००.००	१४,३१४,९५५,०००.००	४०,१४५,०००.००
५०२०१००३ रेजरी विल आन्तरिक	४७७,७९९,२००.००	०.००	२४२११	आन्तरिक ऋणको व्याज	९,०१८,४००,०००.००	५,६४९,३१३,७९०.८४	३,३६९,०८६,२०९.१६
५०२०१००४ राष्ट्रिय ऋण कमिशन आन्तरिक	६६,८२१,९९२.२६	०.००	२४२११	आन्तरिक ऋणको व्याज	१२९,३००,०००.००	१२६,३७३,९९२.८४	२,९२६,००७.१६
	१,५८३,८३१,९५९.५१	०.००		जम्मा	२४,६१२,०००,०००.००	२०,८२२,५४७,०४८.१६	३,७८९,४५२,९५१.८४

कोषको अवस्था

बैंकको नाम : नेपाल राष्ट्र बैंक

जम्मा जम्मी निकास: ०.००

मा जम्मी खर्च: २०८२२५४७०४८.१६

पेशकी : ०.००

पेशकी कटाई वांकी खर्च: २०८२२५४७०४८.१६

बैंक खाता नं. : एकल कोष खाता

बैंक मौज्जात: -१२६३७३९९२.८४

दाखिला गर्न वांकी: ०.००

नेपाल सरकार
अर्थ मन्त्रालय
महालेखा नियन्त्रक कार्यालय
अनामनगर, काठमाडौं

आर्थिक वर्ष- २०७६/७७ महिना- आषाढ

खर्चको फांटवारी-वैदेशिक ऋणको सावा भुक्तानी



म.ले.प.फा.नं. १३

बजेट उपशीर्षक नं.	यस महिनाको खर्च	यस महिना सम्मको निकास	रकम नं.	विवरण	विनियोजित बजेट	यस महिनासम्मको खर्च	वांकी
५०४००००२५ जापान १९८८	०.००	०.००	३३२४२	वैदेशिक ऋणको सावा भुक्तानी	१,२९४,५००,०००.००	१,२०५,४०३,०५४.००	८९,०९६,९४६.००
५०४००००३५ कुवेत वैदेशिक	१७,९३०,७७०.००	०.००	३३२४२	वैदेशिक ऋणको सावा भुक्तानी	१२३,५००,०००.००	३४,९७७,४१०.००	८८,५२२,५९०.००
५०४००००४५ साउदी कोष वैदेशिक	२२३,५६५,०९६.००	०.००	३३२४२	वैदेशिक ऋणको सावा भुक्तानी	३८०,५००,०००.००	३७१,११७,२६०.३९	९,३८२,७३९.६१
५०४००००५५ फ्रान्स वैदेशिक	०.००	०.००	३३२४२	वैदेशिक ऋणको सावा भुक्तानी	९४,६००,०००.००	५९,९६९,०१८.३२	३४,६३०,९८१.६८
५०४००००६५ वेल्जियम वैदेशिक	०.००	०.००	३३२४२	वैदेशिक ऋणको सावा भुक्तानी	८०,६००,०००.००	६७,९८६,९४५.७०	१२,६१३,०५४.३०
५०४००००७५ अष्ट्रिया वैदेशिक	०.००	०.००	३३२४२	वैदेशिक ऋणको सावा भुक्तानी	२०,१००,०००.००	१७,६२०,७८७.४५	२,४७९,२१२.५५
५०४०००१०५ थप व्यवस्था वैदेशिक	३९०,२२५,८०६.२६	०.००	३३२४२	वैदेशिक ऋणको सावा भुक्तानी	२,९५०,८००,०००.००	२,९४७,०८३,८४४.९३	३,७६६,७१६.०७
	६३१,७२१,६७२.२६	०.००		जम्मा	४,९४४,६००,०००.००	४,७०४,१५८,३२०.७९	२४०,४४५,६७९.२१
५०३००००१५ ए.डि.वि. वैदेशिक	४,०३८,८००,९००.०४	०.००	३३२४२	वैदेशिक ऋणको सावा भुक्तानी	११,९६४,०००,०००.००	१०,८३७,५५६,६७२.३१	१,१२६,४४३,३२७.६९
५०३००००२५ आई.डि.ए. वैदेशिक	१,९२९,३४६,७२३.०५	०.००	३३२४२	वैदेशिक ऋणको सावा भुक्तानी	६,७३७,०००,०००.००	६,७३२,०३६,८१३.६७	४,९६३,९६६.३३
५०३००००३५ ओपुक वैदेशिक	२४२,२६३,०५०.९०	०.००	३३२४२	वैदेशिक ऋणको सावा भुक्तानी	८४८,१००,०००.००	८२८,५९५,३७३.०२	१९,५०४,६२६.९८
५०३००००४५ ई.ई.सि. वैदेशिक	०.००	०.००	३३२४२	वैदेशिक ऋणको सावा भुक्तानी	३२,१००,०००.००	१३,४९७,६८५.७६	१८,६०२,३१४.२४
५०३००००५५ आइफाइ वैदेशिक	१४३,९७१,०१३.८०	०.००	३३२४२	वैदेशिक ऋणको सावा भुक्तानी	४२०,९००,०००.००	३३१,६३०,६४१.८५	८९,२६९,३५८.१५
५०३००००६५ एन.डि.एफ. वैदेशिक	५७,७६९,९८१.१७	०.००	३३२४२	वैदेशिक ऋणको सावा भुक्तानी	१२७,०००,०००.००	११२,९७२,१२३.४८	१४,०२७,८७६.५२
	६,४१२,१४३,६६८.९६	०.००		जम्मा	२०,१२९,१००,०००.००	१८,८५६,२८९,३१०.०९	१,२७२,८१०,६८९.९१
	७,०४३,८६५,३४१.२२	०.००		जम्मा	२५,०७३,७००,०००.००	२३,५६०,४४७,६३०.८८	१,५१३,२५२,३६९.१२

कोषको अवस्था

बैंकको नाम : नेपाल राष्ट्र बैंक
जम्मा जम्मी निकास: ०.००
जम्मा जम्मी खर्च: २३५,६०४,४७६.३०.८८
पेशकी : ०.००
पेशकी कटाई वांकी खर्च: २३५,६०४,४७६.३०.८८

बैंक खाता नं. : एकल कोष खाता
बैंक मौज्जात: -११२९७२१२३.४८
दाखिला गर्न वांकी: ०.००

नेपाल सरकार
अर्थ मन्त्रालय
महालेखा नियन्त्रक कार्यालय

अनामनगर, काठमाडौं

आर्थिक वर्ष- २०७६/७७ महिना- आषाढ

खर्चको फांटवारी-वैदेशिक ऋणको व्याज भुक्तानी

म.ले.प.फा.नं. १३

बजेट उपशीर्षक नं.	यस महिनाको खर्च	यस महिना सम्मको निकास	रकम नं.	विवरण	विनियोजित बजेट	यस महिनासम्मको खर्च	वांकी
५०४०१००२३ जापान १९८८	०.००	०.००	२४१११	वैदेशिक ऋणको व्याज भुक्तानी	९५,१००,०००.००	९३,७७२,६२७.६२	१,३२७,३७२.३८
५०४०१००३३ कुवेत वैदेशिक	८,४४१,९८९.६१	०.००	२४१११	वैदेशिक ऋणको व्याज भुक्तानी	१८,०००,०००.००	१६,७१८,०७९.१३	१,२८१,९२०.८७
५०४०१००४३ साउदी कोष वैदेशिक	९,६१९,९५२.६०	०.००	२४१११	वैदेशिक ऋणको व्याज भुक्तानी	२०,३००,०००.००	१९,८०५,६१८.३५	४९४,३८१.६५
५०४०१००५३ फ्रान्स वैदेशिक	०.००	०.००	२४१११	वैदेशिक ऋणको व्याज भुक्तानी	३,९००,०००.००	२,३४२,१५९.३२	१,५५७,८४०.६८
५०४०१०१०३ थप व्यवस्था वैदेशिक	५२,४२४,५५१.००	०.००	२४१११	वैदेशिक ऋणको व्याज भुक्तानी	१,२८९,५००,०००.००	७१७,६४०,७४६.५०	५७१,८५९,२५३.५०
	७०,४८६,४९३.२१	०.००		जम्मा	१,४२६,८००,०००.००	८५०,२७९,२३०.९२	५७६,५२०,७६९.०८
५०३०१००१३ ए.डि.वी. वैदेशिक	७१,२,५५६,५३३.५२	०.००	२४१११	वैदेशिक ऋणको व्याज भुक्तानी	१,८३८,२००,०००.००	१,७९०,८३९,४१३.१३	४७,३६०,५८६.८७
५०३०१००२३ आई.डि.ए. वैदेशिक	८०६,८०५,९०४.२९	०.००	२४१११	वैदेशिक ऋणको व्याज भुक्तानी	२,३२९,३००,०००.००	२,२५७,६४८,९५०.३३	७१,६५१,०४९.६७
५०३०१००३३ ओपेक वैदेशिक	४६,२१२,१८०.५२	०.००	२४१११	वैदेशिक ऋणको व्याज भुक्तानी	१७१,७००,०००.००	१६३,३४४,७०३.४७	८,३५५,२९६.५३
५०३०१००४३ ई.डि.सि. वैदेशिक	०.००	०.००	२४१११	वैदेशिक ऋणको व्याज भुक्तानी	२,६००,०००.००	१,०३१,९८६.९८	१,५६८,०१३.०२
५०३०१००५३ आइफाड वैदेशिक	३३,३८०,६०१.९२	०.००	२४१११	वैदेशिक ऋणको व्याज भुक्तानी	७७,६००,०००.००	७४,२५९,६०१.००	३,३४०,३९९.००
५०३०१००६३ एन.डि.एफ. वैदेशिक	८,१९८,७१४.१२	०.००	२४१११	वैदेशिक ऋणको व्याज भुक्तानी	१९,६००,०००.००	१६,२४२,२५९.१२	३,३५७,७४०.८८
५०३०१००७३ ई.आई.वि. वैदेशिक	०.००	०.००	२४१११	वैदेशिक ऋणको व्याज भुक्तानी	१६७,७००,०००.००	८४,०७९,६१९.३३	८३,६२०,३८०.६७
	१,६०७,१५३,९३४.३७	०.००		जम्मा	४,६०६,७००,०००.००	४,३८७,४४६,५३३.३६	२१९,२५३,४६६.६४
	१,६७७,६४०,४२७.५८	०.००		जम्मा	६,०३३,५००,०००.००	५,२३७,७२५,७६४.२८	७९५,७७४,२३५.७२

कोषको अवस्था

बैंकको नाम : नेपाल राष्ट्र बैंक
जम्मा जम्मी निकासः ०.००
जम्मा जम्मी खर्चः ५२३७७२५७६४.२८
पेशकी : ०.००
पेशकी कटाई वांकी खर्चः ५२३७७२५७६४.२८

बैंक खाता नं. : एकल कोष खाता

बैंक मौज्जातः -८४०७९६१९.३३

दाखिला गर्न वांकीः ०.००